



2022-23

# SEASON

# GUIDE

Cleveland  
Cavaliers



When you need  
an assist in the  
home buying game,  
**ROCKET CAN™**

**ROCKET**  
Mortgage



**OFFICIAL MORTGAGE  
LENDER OF THE  
CLEVELAND CAVALIERS**

Rocket Mortgage, LLC; NMLS #3030; [www.NMLSCustomerAccess.org](http://www.NMLSCustomerAccess.org)  
Equal Housing Lender. Licensed in 50 states.



# Don't pass on your care.

Get the assist you need,  
from checkups to  
life-saving procedures.

Visit **[ClevelandClinic.org/Access](https://ClevelandClinic.org/Access)**



**Cleveland Clinic**



# 2022-23 SCHEDULE

## OCTOBER

S	M	T	W	R	F	S
						1
PRESEASON	2	3	4	5	6	7
				PHI 7:00		8
	9	10 PHI 7:00	11	12 ATL 7:00	13	14 ORL 7:00
	16	17	18	19 TOR 7:30	20	21
					22 CHI 8:00	
	23 WAS 7:00	24	25	26 ORL 7:00	27	28 BOS 7:30
	30 NYK 6:00	31				

## NOVEMBER

S	M	T	W	R	F	S
		1	2 BOS 7:00	3	4 DET 7:00	5
6 LAL 3:30	7 LAC 10:30	8	9 SAC 10:00	10	11 GSW 10:00	12
13 MIN 6:00	14	15	16 MIL 8:00	17	18 CHA 7:30	19
20 MIA 7:00	21 ATL 7:00	22	23 POR 7:00	24 THANKSGIVING	25 MIL 8:00	26
27 DET 6:00	28 TOR 7:30	29	30 PHI 7:00			

## DECEMBER

S	M	T	W	R	F	S
				1	2 ORL 7:30	3
4 NYK 6:00	5	6 LAL 7:30	7	8	9 SAC 7:30	10 OKC 7:30
11	12 SAS 8:30	13	14 DAL 9:00	15	16 IND 7:30	17 DAL 8:00
18	19 UTA 7:00	20	21 MIL 7:00	22	23 TOR 7:30	24 CHRISTMAS EVE
25	26 BKN 7:00	27	28	29 IND 7:00	30	31 CHI 7:00

## JANUARY

S	M	T	W	R	F	S
1	2 CHI 7:00	3	4 PHX 7:00	5	6 DEN 9:00	7
8 PHX 8:00	9	10 UTA 9:00	11	12 POR 10:00	13	14 MIN 8:00
15	16 NOP 3:00	17	18 MEM 8:00	19	20 GSW 7:30	21 MIL 7:30
22	23	24 NYK 7:30	25	26 HOU 8:00	27 OKC 8:00	28
29 LAC 7:00	30	31 MIA 7:00				

## FEBRUARY

S	M	T	W	R	F	S
			1	2 MEM 7:30	3	4
5 IND 5:00	6 WAS 7:00	7	8 DET 7:00	9	10 NOP 10:00	11 CHI 8:00
12	13 SAS 7:00	14	15 PHI 7:00	16	17 ALL-STAR BREAK	18
19	20 ALL-STAR BREAK	21	22	23 DEN 7:00	24 ATL 7:30	25
26 TOR 6:00	27	28				

## MARCH

S	M	T	W	R	F	S
			1 BOS 7:30	2	3	4 DET 8:00
5	6 BOS 7:00	7	8 MIA 7:30	9	10 MIA 8:00	11
12 CHA 5:00	13	14 CHA 7:00	15 PHI 7:30	16	17 WAS 7:30	18
19	20	21 BKN 7:30	22	23 BKN 7:30	24	25
26 HOU 6:00	27	28 ATL 7:30	29	30	31 NYK 7:30	

## APRIL

S	M	T	W	R	F	S
						1
2 IND 8:00	3	4 ORL 7:00	5	6 ORL 7:00	7	8
9 CHA 1:00	10					


## HOME AWAY

All games Eastern Standard Time and subject to change.

Broadcast information available at [Cavs.com/Schedule](https://cavs.com/schedule)

Tickets available at [Cavs.com/Tickets](https://cavs.com/tickets)

**SEAT  
GEEK** | Official Ticketing Partner  
of the Cleveland Cavaliers



# *2022-23 Cleveland Cavaliers Media Guide*

Editors: B.J. Evans, Cherome Owens, Sam Coombs, Devynne Booker

Graphic Design: Bailey Mincer, Mason Friedman, Ryan Shadle

Photo Credits: David Liam Kyle, NBA Photos, Getty Images

Special Thanks: Elias Sports Bureau

© 2022 Cleveland Cavaliers

All NBA and team insignia depicted in this publication are the property of NBA Properties, Inc. and the respective teams of the NBA and may not be reproduced for commercial purposes without the prior written consent of NBA Properties, Inc.

The information contained in this publication was compiled by the Cleveland Cavaliers and is provided as a courtesy to our fans and the press and may be used only for personal or editorial purposes. Any commercial use of this information is prohibited without the prior written consent of the Cleveland Cavaliers.

# Table of Contents

Cleveland Clinic Courts	4	<b>ALL-TIME RECORDS</b>	<b>128</b>
Rocket Mortgage Fieldhouse	5	Individual One Game Records	129
Welcome to Cleveland	7	Team Records	132
<b>FRONT OFFICE</b>	<b>10</b>	Opponent Records	133
Directory	11	Miscellaneous Records	135
Dan Gilbert	16	<b>PLAYOFF HISTORY</b>	<b>137</b>
Koby Altman	17	Year-By-Year Playoff Results	138
Mike Gansey	18	2016 NBA Champions	146
Brandon Weems	18	All-Time Playoff Statistics	149
Bernie Bickerstaff	19	Individual One Game Playoff Records	153
Jason Hillman	20	Team One Game Playoff Records	155
Jon Nichols	20	All-Time Playoff Leaders	157
Brendon Yu	21	All-Time Playoff Records	158
David Henderson	21	Playoff Misc. Records/OT Games	159
Primoz Brezec	22	<b>ALL-TIME ROSTER</b>	<b>161</b>
José Calderón	22	<b>CAVALIERS HISTORY</b>	<b>231</b>
Lauren Marvinnay	22	Season-By-Season Results and Statistics	232
J.B. Bickerstaff	24	All-Time Coaches & General Managers	336
Greg Buckner	25	Year-By-Year Finish & Coaching Records	337
Antonio Lang	25	All-Time Cavaliers Won-Lost Record	338
J.J. Outlaw	27	Record By Month/Record By Division	339
Dan Geriot	27	Team Ranking	341
Nate Reinking	28	All-Time Best Season Performances	342
Stephen Spiro	29	All-Time Team/Opponent Statistics	343
George Sibel	29	Cavaliers All-Time Leaders	347
Derek Millender	30	Cavaliers Year-By-Year Leaders	349
Alberto Padilla	30	Best Individual Cavaliers Season	353
Ed Subel	31	All-Time High Games	355
Kylene Bogden	31	Opening Game Results/Lineups	358
Nic Barlage	32	Triple-Doubles	362
Basketball Staff	33	20-20 Club/Biggest Margin	363
Medical Staff	35	Cavaliers Among NBA Stat Leaders	364
<b>THE PLAYERS</b>	<b>36</b>	All-Time Overtime Games/Record	366
Roster	37	NBA Honors Won By Cavaliers	370
Jarrett Allen	38	Attendance	373
Darius Garland	42	Draft Resume	375
Caris LeVert	45	Uniform Numbers/Retired Jerseys	378
Robin Lopez	48	Uniform And Logo History/Naming The Cavaliers	386
Kevin Love	51	All-Time Logos and Jerseys	388
Donovan Mitchell	57	Arena History	391
Evan Mobley	60	<b>COMMUNITY RELATIONS</b>	<b>394</b>
Isaiah Mobley	62	<b>MEDIA INFORMATION</b>	<b>406</b>
R.J. Nembhard	64	Fred Mcleod TV Studio & Media Workroom	409
Raul Neto	66	AudioVerse	410
Isaac Okoro	69	Cavs.com	412
Cedi Osman	71	John Michael	414
Ricky Rubio	74	Austin Carr	415
Lamar Stevens	78	Serena Winters	416
Dean Wade	80	Cayleigh Griffin	417
Dylan Windler	83	M. Campy Russel	417
2022 Training Camp Invites	86	Brad Daugherty	418
<b>SEASON IN REVIEW</b>	<b>87</b>	Mike Fratello	419
Key Dates/Team Notes	88	Tim Alcorn	420
Season Transactions	93	Jim Chones	421
Team Statistics	94	Mike Snyder	421
<b>NBA INFORMATION</b>	<b>105</b>	Brad Sellers	422
2021-22 NBA Standings	106	Rafael Hernández Brito	422
2021-22 NBA Award Winners	113	Kurt McLaughlin	423
2022-23 Season NBA Directory	116	Joe Gabriele	423
Cleveland Charge	119	B.J. Evans	424
NBA All-Star 2022 Recap	122	Cherome Owens	424
		Sam Coombs	425
		Zack Yohman	425
		<b>OPPONENTS</b>	<b>428</b>

# ROCK

## Sports & Entertainment

Rock Entertainment Group is the umbrella entity of the teams and venues that are part of Dan Gilbert's Rock Family of Companies. It includes the NBA Cleveland Cavaliers, the AHL Cleveland Monsters, the NBA G League Cleveland Charge and Cavs Legion of the NBA 2K League; the operation of Rocket Mortgage FieldHouse in Cleveland, Legion Lair Lit by TCP - home of Cavs Legion in Cleveland and Cleveland Clinic Courts - the Cavaliers' training and development center in Independence, Ohio. As the unified brand platform, Rock Entertainment Group formally links multiple sports, venues, music, and content properties together to better position them collectively for collaboration, growth and new opportunities, while relentlessly creating amazing experiences for fans, teams, partners, stakeholders and thousands of staff members across the full spectrum of properties.



**ROCK**  
Entertainment Group



**ROCKET** Mortgage  
FIELDHOUSE






## **PLAYER DEVELOPMENT CENTER REFLECTS TEAM'S COMMITMENT TO A** *Championship Culture*

Cleveland Clinic Courts opened in September 2007 as the Cleveland Cavaliers \$25 million state-of-the-art player development center. This investment reflected Cavaliers majority owner Dan Gilbert's commitment to establish a championship culture for the team and players. Fifteen years later, Cleveland Clinic Courts continues to be one of the top player training and development facilities in the NBA.

**Key Features:** Two adjacent regulation NBA courts with a total of six hoops; 3,500 square foot strength and conditioning training area that overlooks the playing courts; a rehabilitation center that features a 2,500-gallon hot and cold tub, a 5,000-gallon underwater treadmill and cryotherapy chamber; a large theater-style team meeting room; three spacious locker rooms for Cavaliers players, staff and visiting teams.

**Technology:** Both practice courts include on-court video monitors with replay feature; wireless internet throughout the facility and MP3 outlets in all areas; designated areas for media to view practice and work with full broadcast capabilities, interview locations and wireless internet access; state-of-the-art-video room and player training technology with real-time video monitoring capabilities to view players during workouts; practice and game archives and live video of practice are accessible from all offices, conference rooms and training areas throughout the facility for players and coaches.



### **Square Footage Breakdown:**

Full Facility.....	50,000 sq. ft.
Underground Parking.....	14,100 sq. ft.
Practice Courts.....	17,300 sq. ft.
Weight Training Room.....	3,500 sq. ft.
Training Space.....	1,900 sq. ft.
Hydro Therapy & Massage Area.....	1,500 sq. ft.

The Cleveland Clinic, a global leader in healthcare and the No. 2-ranked hospital in the country according to U.S. News & World Report, not only offers its name but brings its expertise to the facility itself. Team trainers and physicians can view x-rays, MRIs, cat scans, bone scans and lab reports as if they were in the actual hospital. This gives team physicians the opportunity to educate players and allows the team to make better healthcare decisions and tend to individual player needs more expeditiously.

**Community Involvement:** The Cavaliers organization is deeply involved in the Greater Cleveland community and is committed to positively impacting the lives of children and families in Northeast Ohio through a comprehensive program of outreach initiatives. Throughout the year, students and youth groups are invited to tour Cleveland Clinic Courts for the opportunity to engage with players and coaches in programs designed to address important social issues with an emphasis on education, youth and family development and health-related issues.





## *Rocket Mortgage FieldHouse*

The recently transformed Rocket Mortgage FieldHouse is Northeast Ohio's premier sports and entertainment facility and major attraction for top-tier concert tours, family shows and signature events, as well as home to the Cleveland Cavaliers, Cleveland Monsters and the annual MAC Men's and Women's Basketball Tournament. Each year, Rocket Mortgage FieldHouse hosts more than 200 diverse ticketed events and 1,400 private events that draw over 2 million patrons to downtown Cleveland. Rocket Mortgage FieldHouse is established as a successful host site for high profile events of international and national scope, including the 2016 Republican National Convention, the 2007, 2015, 2016, 2017 and 2018 NBA Finals, as well as the recent 2021 Rock & Roll Hall of Fame Induction Ceremony and 2022 NBA All-Star Game. Major upcoming events include the 2024 NCAA Division 1 Women's Basketball Final Four, 2025 Division I Men's Basketball First & Second Rounds and 2026 NCAA Division I Wrestling Championships. Visit [RocketMortgageFieldHouse.com](https://RocketMortgageFieldHouse.com).

### **Fact Facts:**

- Over 100+ pieces of art are featured across the FieldHouse as part of a collection that was entirely privately funded by Chairman Dan Gilbert and his wife, Jennifer.
- 1,475 glass pieces enclose the FieldHouse North Atrium, weighing 990 pounds each.
- A signature element of the FieldHouse, the Power Portal entryway, features 2,200 sq. ft. of LED panels and is powered by unique Soundscape technology.
- The FieldHouse has eight public "neighborhood" concourse destinations, seven membership spaces and 62 suites across 152,970 total sq. ft of space.
- There are 731+ 4K flat screen televisions and IPTVs across the FieldHouse.



# Welcome to Cleveland



Cleveland has a proud history that is 225 years in the making. General Moses Cleveland of the Connecticut Land Company came to the Western Reserve and founded the City of Cleveland in 1796. Today, Cleveland has grown into a strong Midwest city featuring a diverse food scene, vibrant theatres and nationally acclaimed museums.

## Downtown Cleveland Attractions

- On the shore of Lake Erie sits the **Rock & Roll Hall of Fame**, the largest collection of rock artifacts under one roof in the world. More than 9 million visitors, each with their own favorites and memories, have visited the I.M. Pei-designed Rock Hall since it opened in 1995. The Rock Hall also hosts concerts throughout the year. [[rockhall.com](http://rockhall.com)]



© Rock and Roll Hall of Fame


- Home to the Cleveland Cavaliers, the Cleveland Monsters and host to the best entertainment in the region, **Rocket Mortgage FieldHouse** welcomes over two million guests to 200-plus events each year, including world-class concerts, family shows, and the Mid-American Conference's (MAC) men's and women's postseason basketball tournament. The newly-transformed Rocket Mortgage FieldHouse will host 2022 NBA All-Star. [[rocketmortgagefieldhouse.com](http://rocketmortgagefieldhouse.com)]

- Right next door, fans can check out the Cleveland Guardians in action at **Progressive Field** or walk a mile down the road to the shores of Lake Erie to catch the Browns on the gridiron at **FirstEnergy Stadium**. [[guardians.com](http://guardians.com)] [[browns.com](http://browns.com)]

- Just a few blocks from Rocket Mortgage FieldHouse sits **PlayhouseSquare**, the second largest theatre district in the country and home to the world's largest outdoor chandelier. The Cleveland Play House, America's first regional theater, housed in Playhouse Square, won the 2015 Tony Award for Best Regional Theater. [[playhousesquare.org](http://playhousesquare.org)]

- Just a short walk from the front steps of Rocket Mortgage FieldHouse sits the vibrant **East 4th Street**, a prime destination for dinner, drinks and entertainment. Here, guests can dine at more than a dozen unique restaurants including Mabels, the acclaimed BBQ spot of celebrity chef Michael Symon. Not hungry? Enjoy a night of live music at House of Blues, laugh-out-loud comedy at Pickwick and Frolic or high-energy bowling at The Corner Alley. [[east4thstreet.com](http://east4thstreet.com)]

- Test your luck at **JACK Casino**, located just steps from Rocket Mortgage FieldHouse in downtown Cleveland. This lavish hot spot is open 24/7 and features over 100,000 square feet of exciting, action packed gaming choices spread over three spacious floors. In addition to the huge Market District Buffet on the ground level, guests can satisfy their hunger at one of the many local dining options the casino has to offer. [[jackentertainment.com](http://jackentertainment.com)]



© JACK Casino



East 4th Street

- Located in the heart of a vibrant downtown on the shores of Lake Erie, the new **Huntington Convention Center** of Cleveland provides 750,000-square-feet of underground tech-friendly space with meetings and conventions planned through 2019. Right next door is the recently-completed Hilton Cleveland Downtown, a 28-story hotel featuring 600 guest rooms, a rooftop bar and underground connections to the Convention Center and the Global Center for Health Innovation. [[clevelandconventions.com](http://clevelandconventions.com)]

- **The Metropolitan at The 9**, a \$250 million historic renovation of a long-vacant Cleveland landmark property, opened its doors in September 2014 as Cleveland's first indoor resort. The iconic property has transformed the former AmeriTrust complex into a 150-room Marriot Autograph Collection hotel, 190 apartments, a modern Mediterranean restaurant, a theater, private indoor dog park and a speakeasy bar and nightclub inside of classic 20th century bank vaults. [[metropolitancleveland.com](http://metropolitancleveland.com)]

- On the Corner of East 9th street and Euclid Avenue sits the unique **Heinen's Grocery Store**, built to serve the growing residency in downtown Cleveland. Set in the historic Cleveland Trust Building, a magnificent grand rotunda has been transformed into a two-story food hall featuring a wide array of dining options, making this destination much more than a place to shop for groceries. [[heinens.com/downtown](http://heinens.com/downtown)]

- **The Greater Cleveland Aquarium**, set in the historic FirstEnergy Powerhouse building located on the west bank of the Cuyahoga River, features crystal clear tanks filled with nearly half a million gallons of water representing both regional and exotic species of fish - including the Shark SeaTube, an exciting underwater walk-through experience. [[greaterclevelandaquarium.com](http://greaterclevelandaquarium.com)]

- **The Flats at the east bank of the Cuyahoga River** boasts a 1,200 foot riverfront boardwalk that offers stunning views of the river and Cleveland skyline, running alongside new trendy restaurants and clubs such as Vegas-style pool club FWD and dueling-piano bar The Big Bang. [[flatseast.com](http://flatseast.com)]



The West Side Market

- Recently named America's "Best Food Lover's Market" by Food Network Magazine, the **West Side Market**, located in Ohio City, is truly one-of-a-kind. Here you can find more than 100 vendors from across the area selling specialty meats, cheeses, baked goods and prepared foods in a subway-tiled, barrel-vaulted concourse. [[westsidemarket.org](http://westsidemarket.org)]

- **The Great Lakes Science Center** features hundreds of cool hands-on exhibits that make science, technology, engineering and math come alive for people of all ages. As the official site of the NASA Glenn Visitor Center, guests can explore exhibits and artifacts demonstrating the importance of aeronautics, science and space exploration. [[greatscience.com](http://greatscience.com)]

Special thanks to Downtown Cleveland Alliance and Destination Cleveland.

Please visit [downtownclevelandalliance.com](http://downtownclevelandalliance.com) and [thisiscleveland.com](http://thisiscleveland.com) for more information.



# Did You Know?

- **Famous Clevelanders** include George Steinbrenner III, Cy Young, Bob Feller, Don King, Jerry Siegel & Joe Shuster (the creators of Superman), Drew Carey, Halle Berry, Bob Hope, Don Shula, Joe Walsh, Kid Cudi and Patricia Heaton – to name only a few.

- **Stadium mustard**, that brown mustard served at ballparks nationwide, was invented in Cleveland by Polish immigrant Joe Bertman.

- The movie **A Christmas Story** was filmed here in Cleveland. Take a trip to Tremont to visit the house the movie was filmed in.

- **Other movies filmed in Cleveland include:**

The Deer Hunter, The Fortune Cookie, Light of Day, Planes, Trains & Automobiles, Antwone Fisher, Major League, The Shawshank Redemption, Men In Black, Double Dragon, Air Force One, Proximity, The OH in Ohio, American Splendor, Welcome to Collinwood, Spiderman 3, The Avengers, I, Alex Cross, Captain America: The Winter Soldier, Draft Day.

- **Cleveland is home to more than 117 different ethnicities** that are represented throughout its unique neighborhoods like Ohio City, Coventry, Detroit-Shoreway, Little Italy and Asiatown. Cleveland has an especially strong Eastern European heritage.

- In 1970, the **first ever NFL “Monday Night Football” game** was played at Cleveland Municipal Stadium with the Cleveland Browns defeating the New York Jets.

- **The Historic Gateway District**, home to Rocket Mortgage FieldHouse, Progressive Field, East 4th Street, five hotels, unique stores and over 60 restaurants and bars, is the most visited neighborhood in downtown Cleveland. Take a short walk from Rocket Mortgage FieldHouse to The Arcade on Euclid Avenue, the first indoor shopping mall in America and one of the city’s most treasured landmarks.  
[[clevelandgatewaydistrict.com](http://clevelandgatewaydistrict.com)]

- **Just across the Cuyahoga River sits Ohio City**, which was rated by USA TODAY as one of the best neighborhoods for bar hopping in the world, amongst the likes of Dublin, Ireland and Seville, Spain. While in Ohio City, make sure to drink a Dortmunder Gold from the Great Lakes Brewing Company or check out the many other breweries and restaurants lining W. 25th street.  
[[ohiocity.org](http://ohiocity.org)]

- **Cleveland is home to rock and roll, but do you know why?**

- In 1939, Leo Mintz opened The Record Rendezvous in Cleveland, a store that featured mostly rhythm & blues records.

- In 1952, Mintz convinced local disc jockey Alan Freed to start playing a few rhythm & blues records on his “Moondog Show” on WJW broadcasting. The records quickly became a hit with his listeners and Freed coined the music “rock n’ roll.”

- On March 21, 1952, Freed put on the first ever “rock n’ roll” show in Cleveland and calls it “The Moondog Coronation Ball.” The show caused an overflow of crowds breaking down the doors and storming the arena where a full-scale riot escalated and ultimately canceled the show. “Rock n’ Roll” makes headlines everywhere!

- Four miles east of downtown Cleveland sits **University Circle**, the most concentrated square mile of arts and culture in the country. This includes the Cleveland Museum of Art, where visitors can view the works of Monet, Dali and Picasso...FOR FREE! Guests can also check out the Cleveland Orchestra, consistently rated one of the top 10 orchestras in the world. [[universitycircle.org](http://universitycircle.org)]

- Cleveland’s first neighborhood and downtown’s oldest commercial center, the **Warehouse District**, is an exciting area that offers a variety of residential, commercial and entertainment-oriented venues – mixing our rich history with trendy developments. The District’s well-known West 6th Street is home to several popular restaurants, nightclubs and bars that make for a fun night out in downtown Cleveland.  
[[warehousedistrict.org](http://warehousedistrict.org)]

- **The Cleveland Metroparks** conserves significant natural resources in Northeast Ohio and enhances people’s lives by providing safe, high quality outdoor education, recreation, and zoological opportunities. Discover Cleveland’s “Emerald Necklace” with nearly 23,000 acres of land including 18 reservations, 7 nature/visitor centers, 8 golf courses and more!  
[[clevelandmetroparks.com](http://clevelandmetroparks.com)]

- The **“Guardians of Transportation”** are Art Deco sandstone sculptures that stand guard over Cleveland’s Hope Memorial Bridge connecting Lorain Ave. on the west and Carnegie Ave. on the east in downtown Cleveland. The Guardians are mythic figures that protect those entering and leaving the city. The figures are carved from 43-foot-tall slabs of local Berea sandstone and were erected in 1932.

# Front Office



Cavaliers President of Basketball Operations **Koby Altman** and Head Coach **J.B. Bickerstaff** pose with newly acquired Cavaliers guard and NBA All-Star **Donovan Mitchell** at his introductory press conference on September 14, 2022.

Chairman	Dan Gilbert
President of Basketball Operations	Koby Altman
General Manager	Mike Gansey
Head Coach	J.B. Bickerstaff
Associate Head Coach	Greg Buckner
Assistant Coaches	Antonio Lang, Sidney Lowe, J.J. Outlaw, Luke Walton, Dan Geriot
Assistant Coach/G-League Liaison	Nate Reinking
Special Assistant to Head Coach	Paul Robinson
Senior Basketball Advisor	Bernie Bickerstaff
Senior Director Video/Player Development	Dan Vincent
Shooting Coach/Player Development	Andrew Olson
Player Development Coaches	Joshua Broghamer, Antoine Broxsie
Player Development/Video Assistant	Bryan Tibaldi
Coaching Analyst	Josh Estes
Assistant Coaching Analyst	Austin Peterson
Ambassador/Player Development	Anderson Varejao
Vice President of Basketball Operations/Team Counsel	Jason Hillman
Vice President of Basketball Strategy & Personnel	Jon Nichols
Assistant General Manager	Brandon Weems
Senior Director, Basketball Administration	Lauren Marvinney
Basketball Strategy Coordinator	Max Weisberg
Director, Pro Player Personnel	Trey Platt
Advance Scout	Brent Haskins
Scout	David Henderson
Scouting Analyst	William Harrison
Amateur Scout	Anton Marchand
International Scout	Primoz Brezec, Igor Tadic
Special Advisor to the Front Office	Jose Calderon
Director, Process Strategy	Nate Nielsen
Senior Director, Player Health/Head Athletic Trainer	Steve Spiro
Physical Therapist	George Sibel
Associate Head Athletic Trainer	Albert Padilla
Assistant Athletic Trainers	Kevin Kamrowsky, Murphy Grant
Lead Performance Scientist/Assistant Strength and Conditioning Coordinator	Juan Aquino
Head Strength & Conditioning Coordinator	Derek Millender
Associate Head Strength and Conditioning Coordinator	Ed Subel
Team Dietitian/Nutritionist	Kylene Bogden
Team Physicians	James Rosneck, MD, Richard Figler, MD, Richard Parker, MD
Team Dentist	Todd Coy, DMD
General Manager, Charge/Director of College Scouting, Cleveland Cavaliers	Brendon Yu
Assistant General Manager, Charge	Liron Fanan
Head Coach, Charge	Mike Gerrity
Associate Head Coach, Charge	Chris Darnell
Assistant Coaches, Charge	Kendall Chones, DJ Ham, Omar Cook
Strength & Conditioning Coach, Charge	James Pasquin
Head Athletic Trainer, Charge	Takuya Kikuchi
Video Coordinator, Charge	Willie Williams
Director, Team Security	Jason Daniel
Manager, Team Security	Robert Coleman
Assistant Manager, Team Security	David Best
Director, Basketball Systems/Technology	Brad Havens
Front End Developer	Michael Dreiling
Basketball Systems Developer	Michelle Rock
Director, Content & Brand Strategy	Grant Gilbert
Director, Team Operations	Mark Cashman
Senior Coordinator, Team Services & Engagement	Nick Berne
Executive Assistant to the President of Basketball Operations	Bethany Soukup
Video Assistants	Chase Franklin, Paul Newman
Director of Operations, Cleveland Clinic Courts	Matt McGarry
Assistant Manager, Equipment	Dylan Matussek
Senior Coordinator, Facilities, Cleveland Clinic Courts	Chris McNamara
Coordinator, Special Team Projects	Larry Nance
Coordinator, Basketball Operations	Luis Gonzalez Infante
Assistant, Basketball Operations	Kat Follis
Vice President, Basketball Communications	Bj Evans
Senior Manager, Basketball Communications	Cherome Owens
Manager, Basketball Communications	Sam Coombs
Seasonal Assistant, Basketball Communications	Devynne Booker
Vice President, Team Communication and Brand Strategy	Anthony Abernathy

Chief Executive Officer, Cleveland Cavaliers, Rocket Mortgage FieldHouse and Rock Entertainment Group	Nic Barlage
Executive Vice President, Venue Operations	Anthony Bonavita
Executive Vice President, Chief Information Officer	Michael Conley
Executive Vice President, Chief Financial Officer	Stefanie Meade
Executive Vice President, Chief Commercial Officer	Shelly Cayette
Executive Vice President, General Counsel and Business Administration	Meg Murray
Senior Vice President, Chief Marketing Officer	Chris Kaiser
Senior Vice President, Head of Social Impact and Equity	Kevin Clayton
Senior Vice President, People and Culture	Alberta Lee
Senior Vice President, Global Corporate Partnerships	Matt O'Brien
Senior Vice President, Operations	Matt Miller
Vice President, Booking & Events	Brooke Bockelman
Vice President, Broadcasting	Dave Dombrowski
Vice President, Business Intelligence	Kevin O'Toole
Vice President, Community Relations/Executive Director Cavs Community Foundation	Pam Frasco
Vice President, Corporate and Strategic Communications	Zack Yohman
Vice President, Creative & Production	David Freeman
Vice President, Digital	Brandon Jirousek
Vice President, Finance	Mike Geraci
Vice President, Guest Experience	Patrick Scanlon
Vice President, Membership/Group Development	Melanie Seiser
Vice President, People and Culture	Heather Brockler
Vice President, Premium Development	AJ Bondi
Vice President, Product & Technology	Conor Kenney
Vice President, Venue Experience & Ticket Operations	Ron Velazquez
Administrative Offices:	
Executive Assistant	Erika Ciszczon
Manager Special Projects & Business Operations	Rachel Krause
Booking:	
Senior Manager, Special Events	Meghan Shank
Senior Manager, Private Events/Banquets	Shari Lindenbaum
Coordinator, Booking	Genna Capasso
Manager Event Development	Melissa Darusz
Broadcasting:	
Ambassador/TV Color Analyst	Austin Carr
Senior Director Video/Broadcast Engineering	Joe Fritchen
Director, Broadcast Services	Ryan Banks
Senior Manager Broadcasting/Charge Play by Play	Scott Zurilla
Engineers	Peter Beurmann, Casey Kulas
TV Play-By-Play Announcer	John Michael
Radio Play-by-Play Announcer	Tim Alcorn
Bilingual Play-by-Play Announcer	Rafael Hernandez Brito
Coordinator, Broadcast Services	Cheryl Zivich
Business	
Intelligence Group:	
Senior Director, Business Intelligence	Jeremy Halek
Director, Analytics	Elizabeth Cotter
Senior Business Analyst	Canaan Campo
Manager, Business Intelligence	John Rodriguez
Manager, Analytics	Ken Radzysinski II
Business Analyst	James Kellon
CRM Coordinator	Gareth Jobling
Data Analyst	Quinn Spangler, Zach Konno
Community Relations:	
Director, Alumni Relations	Campy Russell
Manager, Community Programs & Events	Celena Zevnick
Manager, Community Relations	Lucy Veres
Manager, Community Impact & Foundation Operations	Sandra Cisneros
Corporate	
Communications:	
Senior Director, Corporate Communications	Phyllis Salem
Senior Manager, Corporate Communications	Jordan Van Dootting
Coordinator, Corporate Communications	Haley Prappas
Corporate	
Partnerships:	
Senior Director, Corporate Partnerships	Darryle Bajomo
Senior Director, Partnership Development	Steve Meyer
Senior Director, Global Partnership	Hallie Olson
Senior Director, Partnership Activation	Cari Anne Smith
Director, Partnership Marketing	Lisa Hudak, Jeff Kadlub, Wincy Wong, Alyson Ambrookian, Christian Portaro
Director, Global Corporate Partnership	Brent DeCoster
Senior Manager, Corporate Partnership Business Solutions	Tom Bogomolny
Senior Manager, Global Partnership Development	Ken Meredith, Steve Volchko
Manager, Global Partnership Development	Mike Mays, Summer Xia
Senior Manager, Partnership Marketing	Alyssa Keen
Coordinator, Digital Partnership Solutions	Hana Shaheen
Manager, Partnership Activation	Justine Synder
Coordinator, Creative Services	Hannah Hammon
Coordinator, Partner Activation	Zack Conley, Elena Chung
Senior Manager, Franchise Partnership	Chris Patterson

Digital Team:	Senior Director, Digital Production & Web Services	Georgia Sapounas
	Director, Digital Video & Multimedia	Dave McElhatten
	Senior Manager, Digital Content Strategy	Madison Phillips
	Manager, Digital Products	Ashley Enyeart
	Coordinator, Digital Content	Matt Gold
	Beatwriter	Joe Gabriele
	Coordinator, Email Marketing	Maggie Marino
	Coordinator, Digital Products	Souleyman Coulibaly
	Coordinator, Social Media	Kaysey, Siobal, Madison Kerley
	Producer, Digital Content	Jimmy Longo, Jr., Courtney Payton, Annie Schutz
Diversity & Inclusion:	Senior Coordinator, Diversity, Equity & Inclusion	Mary Kate Meals
	Administrative Assistant	Nicole Sims
Facility Operations:	Senior Director, Engineering/Maintenance	Ray Deemer
	Director, Housekeeping	Bob Pollard
	Director, Guest Experience	Omar Castro Velez
	Director, Security	Jenn Pfeister
	Director, Event Services	Dominic Pavone
	Director, Operations	Sherman Cartwright
	Director Business/Administration	Timm Naso
	Senior Venue Ops Analyst/Building Operations	Monica Cianchetti
	Manager, Event Crew	Jon Collins
	Manager, Housekeeping	Novella Carr, Lydia Hardy
	Senior Manager, Event Security	Andy Finn
	Manager, Staffing Operations	Karestyn Robinson
	Manager, Suite Services & Experience	Jan Shupe
	Coordinator, Housekeeping	Jolene Teller
	Senior Manager, Guest Experience	Beckie Reid
	Staffing Coordinator	Jenna Lowry
	Event Coordinator	Morgan Ewert
	Event Crew Coordinator	Andrew Sismour
	Operations/Changeover Coordinator	Tim Cornelius
	Senior Manager, Venue Projects	Michael Lathrop
	Head Audio Technician	John Miess
	Senior Manager Special Projects, Initiatives	Lisa Jones
	Building Maintenance Engineer	Jason Floyd, Lonnie King, Jr., Joe Morrish, Mike Mulhall
		Brad Musall, Jody Shankland, Jeff Sorg, Andrew Weidman
	Building Crew	Demetrius Holton, Michael Krakora, Kevin Lowery, Jayden Ott, Daniel Stancu, Cory Thomas, Dave Wigley, Trent Wilson
	Housekeeping Level Leader	Kevin Anderson, Dominic Caldwell, Larry Harris, Keith Haynes
		Antonio Hill, Reggie McDuffie, Tasha Roberts, Gloria Rosser, Calvin Rudolph
	Security Manager	Greg Bee, Damon Dawson, John Lange
	Security Officer	Joseph Anderson, Roberto Bishop, Sam Cole, Jon Dubesa, Michael Elliott, DJ Garner, Josh Gesarek, Anthony Kimbrough, Brian Miller, Di'Ante Mitchell, Michael Nardulli, Ray Raye, Chad Robinett, Andy Shaw, Jeremy Smith, Kavon Staples, Casie Thevenin, Justin Thompson, Dwayne Vest, Joe Vitanza
Fieldhouse Creative:	Surveillance Security Officer	Zac Gilbert, Jason Hodges, Sean Kelley, Violeta Vukovic
	Executive Producer & Sr Director of Live Entertainment & Events	Matt Eck
	Director, Video Presentation	AJ Johnson, Chris Thomas
	Director, Animation & Motion Graphics	Paul Mazzoleni
	Senior Producer	Mark Zarembo, Kevin Libal
	Senior Producer, Broadcast/Longform Content	Jeremy Hawks, Leo Simone
	Producer, Franchise Properties	Nicholas Langer
	Live Events Producer	Aya Aziz
	Motion Graphic Designer Animator	Hannah Brisson
	Manager, Fieldhouse Creative Live Events	Susanne Ketchum
Finance:	Controller	Dan Acree
	Director, Finance	Nehal Patel
	Senior Manager, Accounts Payable	Roxann Lincoln
	Senior Manager, Payroll	Stephanie Burkhard
	Manager, Payroll	Anna Michaels
	Manager, Accounting	Staci Colvin
	Senior Financial Analyst	Rob Demko
	Staff Accountant	Thomas McCartney, Sheila Kagel
Game Presentation:	Senior Accounting Clerk	Carol Routt
	Director, Game Presentation	Adam Hines
	Director, Dance & Entertainment	Katie Gibbons
	Director, Animal Control	Jon Cudo
	Lead Vocal for Community & Fan Engagement	Ahmaad Crump
	Manager, Mascot Operations	Mick Rowan
	Manager, Game Presentation	Josh Sabo
Information	Coordinator, Game Presentation	Eric Schier
	Data Engineer	Michael Strand



Technology:	Director, IPV Production	Nate Ferrall
	Director, IT Operations	Steve Allison
	Director, Network Operations	Rob Hageman
	Director, Development Operation	Pat Centanni
	Senior Network Administrator/STC	Steve Schur
	Network Engineer	Brian Foster
	Senior Network Administrator	Stephen Gladish
	Director, Project & Task Management	Erin Champion
	Typescript Application Developer	Thomas Curran
	Application Developer	Thomas Wood
	Data Quality Analyst	Ben Levicki
	Senior Analyst, IT Support	Sergio Canadas
	Jr Net Admin/IT Security	Eric SantoDomingo
	Telecom Engineer	Joe Mohner
	IPTV Manager	Cole Rosmarin
	IT Support Analyst	Marcin Ciborowski
Legal:	Associate General Counsel	Kerry Barrett
Marketing:	Administrative Assistant	Tess Boutros
	Senior Director, Event & Media Marketing	Carrie Samek
	Manager, Digital Marketing	Courtney Hoekstra
	Senior Manager, Marketing	Tori Carras
	Coordinator, Creative Production	Nolan Shumate
	Manager, Marketing	Marlin Pickens
	Coordinator, Marketing Operations	Nick Miller
	Coordinator, Marketing	Devin Foley
	Manager, Marketing Strategy	Stacy Ruiz
	Graphic Designer	James Adams, Cassie Sant, Bailey Mincer, Ryan Shadle, Mason Friedman
People and Culture:	Director, Benefits & Wellness	Megan Dean
	Director, Talent & Engagement	Gavin Stephens
	Manager, Talent Acquisition	Carrie Scanniello
	Coordinator, Wellness Culture	Lauren Dick
	Coordinator, People and Culture	Aysia Kemp
	Senior Director, Retail Buying and Merchandise	Kristyn Hivick
Retail:	Senior Director, Retail Operations	Cate Crouch
	Manager, Team Shop	Rachel Ramsey
	Manager, Retail Event Operations	Maddie Svitan
	Senior Manager, E-Commerce and Warehouse	Nicole Aguiar
	Senior Manager, E-Commerce	Lindsey Speyer
	Senior Manager, Retail Marketing	Amy Armstrong
	Senior Buyer	Dana Rowan
	Assistant Buyer	Gabrielle Yake
Sales:	Director, Membership Development	Doug Wislinski
	Revenue Operations & Special Projects	Mela Schlesinger
	Senior Manager, Ticket Services/Inventory Operations	Rhett Wennes
	Senior Manager, Business Development	Angelo Hronis
	Manager, Membership Development	Jennifer LeBranche
	Senior Membership Development Specialist	Alex Joyner
	Business Development Specialist	Jimmy Gundling, Michelle Kissane, Kim Pogue
	Membership Development Specialist	Will Banfield, Karl Kaufman, Troy Lowe, Pat Magalski, Kevin Taylor, Sydney Torok
	Senior, Sales/Service Coordinator	Courtney Lins
	Sales/Service Specialist	Brett Peters
Sales-Groups:	Junior Business Development Specialist	Reed Carlin, Charlie Haverland, Angela Rizzo, Erica Slye
	Junior Membership Development Specialist	Joe Legin, Brittany Rochester
	Group Events Specialist	Tricia Conn
	Group Experience Specialist	Thyran Nowden
	Senior Group Event Specialist	Dana Drewniak
	Junior Group Events Specialist	Austin Towns
Sales-Organizational Business Development:	Senior Manager, Organizational Business Development	Dave Kone
	Manager, Organizational Business Development	Jordyn Kovolyan
	Account Executive	Jaret Burke, LiTuria Calloway, Reilly Casey, Karlee Clements, Sean Corp Will Domain, James Felton, Daniel Kill, Cade Louvin, Shaz Merchant Taylor Nunley, Andrew Rudofski, Mallory Sanders, Moshe Simpson, Valeria Tineo
Procurement:	Senior Director, Procurement & Project Services	Ryan Moosbrugger
	Senior Manager, Procurement & Project Services	Hansen Coseo
	Manager, Project & Project Services	Dan Humphrey
	Manager, Project Services	Michelle Evans
	Project Services Coordinator	Donovan Corlew
	Rocket Mortgage Fieldhouse Ambassador	Laurie Slepko

Suite Sales/Service:	Senior Director, Business Development .....	Josh Lins
	Senior Manager, Hospitality Development .....	Austin Cook
	Manager Club Hospitality Development .....	Alyssa Keen, Chris Schons
	Manager, Premium Hospitality Development .....	Jordyn Kovolyan, Madeline Larsen
	Premium Development Specialist .....	Kyle Kaminski
	Senior Premium Development Consultant .....	Joe Helton, Sam Berman-McCabe, Brennan Magalski, Jalal Hodges
Ticket Office:	Premium Hospitality Specialist .....	Ty Ramsier
	Senior Director, Ticket Operations .....	Bayley Haberman
	Director, Box Office .....	Mike Tillia
	Manager, Ticket Operations .....	Meredith Savage, Keith Dea
Treasurer	Manager, Box Office .....	Mike Patton
	Adrianne Steets	
	First Assistant Treasurer .....	Chris Jensen
Youth Sports:	Assistant Treasurer .....	Mary Curry, Mike Hearn, Rick Garratt, Kathy McKnight, Tim Ursem
	Senior Director, Group Sales & Youth Development .....	Scott MacDonald
	Senior Manager, Head Coach Cavs Academy .....	Luke Toth
	Director, Youth Sports Outreach .....	Bryson Haynes
	Manager, Youth Basketball Operations .....	Jessica Davis
	Coordinator, Youth Sports .....	Julie Oppedisano
	Senior Youth Sport & Group Specialist .....	Kiersten Green
	Youth Sports Development Specialist .....	JJ Kukura



Cavaliers players (left to right): Dylan Windler, Isaac Okoro, Dean Wade and Lamar Stevens

## CHAIRMAN



### DAN GILBERT

**Founder and Chairman, Rocket Companies  
Rocket Mortgage and ROCK  
Chairman, Cleveland Cavaliers**

Cleveland Cavaliers Chairman Dan Gilbert is the Founder and Chairman of Rocket Companies (NYSE: RKT). He is also Founder and Chairman of Rocket Mortgage, the nation's largest mortgage lender, and ROCK, a portfolio of technology businesses and real estate investments. Rocket Companies, ROCK and their more than 100 affiliated companies across the U.S. and Canada employ more than 30,000 team members. Detroit-based Rocket Mortgage services all 50 states and made an international expansion of the brand as Rocket Mortgage Canada in 2022.

Through Dan's "For More Than Profit" philosophy, the Rocket Community Fund, a philanthropic partner of Rocket Companies, invests in programming in Cleveland and manages volunteer engagement for Cleveland-based team members. The organization recently launched its flagship housing stability program, Neighbor to Neighbor, in Cleveland and is working toward bridging the digital divide by connecting residents to available resources. Alongside a Cleveland-based nonprofit, the organization underwrote a Digital Equity and Inclusion Manager position within the City of Cleveland that will manage the City's robust digital equity agenda.

Dan serves on the boards of the Cleveland Clinic and the Children's Tumor Foundation. In 2015, Dan and his wife Jennifer established the Gilbert Family Foundation and, in 2017, created NF Forward to fund cutting-edge research dedicated to finding a cure for neurofibromatosis (NF).

Dan is also an active investor in fintech, sports-related and consumer-direct companies. Dan is a Founder and Principal of Detroit Venture Partners (DVP), a venture capital firm that funds startup and early-stage technology companies and a Founding Partner of Detroit-based private equity group Rockbridge Growth Equity. In 2016, Dan co-founded Detroit-based StockX, the world's first 'stock market of things', combining the visible, liquid, anonymous and transparent benefits of a stock market with the online consumer secondary market.

Dan began moving his organization to Detroit's central business district in 2010 in an effort to help lead the transformation of a great American city. In 2011, Dan co-founded Detroit-based Bedrock, a full-service real estate firm specializing in acquiring, leasing, financing, and managing commercial and residential space. Since its founding, Bedrock and its affiliates have invested in acquiring and developing more than 100 properties, including new construction of ground up developments in downtown Detroit and Cleveland, totaling more than 22 million square feet.

## BASKETBALL STAFF



### KOBY ALTMAN President of Basketball Operations

Koby Altman was elevated to President of Basketball Operations of the Cleveland Cavaliers in January 2022. He manages and oversees all aspects of scouting, personnel, player acquisitions and transactions, and all team operations. Altman also oversees the Cavaliers' exclusive NBA G League affiliate, the Cleveland Charge. With community involvement being integral to Altman's focus with the team, he also guides the team's player appearance committee in partnership with the business side of the Cavs organization.

Altman, who was hired as the 11th general manager in Cavaliers history on July 24, 2017, has helped transform the basketball operations department and Cavaliers roster with the signing of key free agents and acquiring draft assets and players via trade. Under Altman, the Cavaliers have made 24 total trades and 14 in-season trades, including three in-season moves that helped propel the team to their fourth straight Eastern Conference Championship in just his first season as GM. Since Altman and the Cavaliers' 2018 NBA Finals run, he has accumulated 21 draft picks.

With lottery picks Darius Garland (No. 5 in 2019), Isaac Okoro (No. 5 in 2020) and Evan Mobley (No. 3 in 2021), Altman has built a strong young core in the NBA Draft despite having only one pick inside the Top 5. Mobley and Okoro were both named All-Rookie Team selections in their respective years. Mobley was also the runner-up for the 2021-22 NBA Rookie of the Year award and a unanimous All-Rookie First Team selection. Garland, who Altman signed to a multi-year contract extension this summer, has become one of the league's top guards, a 2022 NBA All-Star and just the second player in Cavaliers history to average at least 20.0 points and 8.0 assists, joining LeBron James. Most recently, Altman added to the team's young nucleus by acquiring three-time NBA All-Star Donovan Mitchell, who comes to Cleveland as the sixth player in NBA history to total over 8,000 points, 1,500 assists and 1,400 rebounds through their first career 345 contests, along with LeBron James, Dwyane Wade, Michael Jordan, Pete Maravich and Oscar Robertson.

Altman has created a roster that has helped the team increase their overall record in three straight NBA seasons, including doubling their win total in 2021-22 with a 44-38 record. He tied for the runner-up for the 2021-22 NBA Basketball Executive of the Year award. Cleveland's win percentage this past regular season (.537) also increased by .231 from 2020-21 (.306, 22-50), the second-largest increase in the NBA (Minnesota, +.242). A big reason for the team's success was Altman naming J.B. Bickerstaff Head Coach in June of 2020 and then signing him to a multi-year contract extension last December. Bickerstaff guided the team to the NBA's fifth-best defensive rating (108.9) in 2021-22. In addition to their strong draft picks over the past four years, Altman made a move to acquire 24-year-old center Jarrett Allen, who averaged career highs across the board and was an NBA All-Star this past season, and signed him to a five-year contract extension in August 2021. Altman also acquired versatile wing guard Caris LeVert last season, who was coming off a career-best 20.2 points per game in 2020-21. Most recently, the Cavaliers signed veteran players Ricky Rubio, Robin Lopez and Raul Neto, strengthening a veteran core that also includes five-time NBA All-Star Kevin Love, who was runner-up for 2022 NBA Sixth Man of the Year honors.

Prior to being named GM, Altman had been a part of the Cavaliers' basketball staff for five years, including being promoted to assistant general manager in September 2016. As a member of Cleveland's front office, Altman has been an integral part of a team that reached four straight NBA Finals (2015-2018) and won an NBA Championship in 2016. He originally joined the Cavaliers as pro personnel manager in August 2012 and was promoted to director of pro player personnel in September 2013.

The 40-year-old has extensive experience with the USA Basketball program. In the summer of 2010, he served as the Team Manager for USA Basketball's Under-17 team at the inaugural FIBA Under-17 World Championship in Hamburg, Germany. That 17-and-under squad won the first gold medal to ever be awarded for that age group and featured three players selected among the top 10 in the 2012 NBA Draft. In 2009, he assisted Team USA's 19-and-under team in the FIBA Under-19 World Championship in Auckland, New Zealand. That squad also won the gold, its first in that age group since 1991.

Prior to joining the Cavaliers, Altman served as an assistant coach at The Ivy League's Columbia University for two seasons, where he also led Columbia's developmental basketball program. He spent the 2009-10 season at Southern Illinois as a graduate assistant after earning his master's degree in sport management at the University of Massachusetts. While earning his degree at UMASS, he coached at nearby Amherst College for two seasons and helped guide the team to a 48-11 record.

Altman, a Brooklyn, New York native, played collegiately at Middlebury College, where he was a three-year starter at point guard and recently named to the college's Board of Trustees. Altman is also on the National Board of Directors for the Posse Foundation, which identifies, recruits and trains individuals with extraordinary leadership potential, providing full-tuition leadership scholarships from Posse's partner colleges and universities. In August 2020, Altman along with Bickerstaff and head coaches and front office executives from Cleveland's three major professional sports teams - the Cavaliers, Cleveland Browns and Cleveland Indians- formed the Cleveland Sports Alliance to develop a sustainable and direct strategy to address social injustice facing the city of Cleveland and all Northeast Ohio communities. The alliance also focuses on improving the relationship between law enforcement and its citizens, encouraging nonpartisan voting activities and increasing the opportunities for quality education for everyone.

## BASKETBALL STAFF



### MIKE GANSEY

#### General Manager

Mike Gansey was named General Manager in February 2022 and is responsible for assisting President of Basketball Operations Koby Altman in scouting and personnel decisions. He previously served as Assistant General Manager starting in July 2017.

Gansey was also previously General Manager for the Cleveland Charge, the Cavaliers' exclusively-owned NBA G League team, where he earned the 2016-17 NBA G League Executive of the Year award. Gansey presided over a Charge team that reached the playoffs in each of his five seasons with the team.

Gansey held a leadership role in the Charge's front office for five seasons (2012-2017), including two seasons as the general manager and three as director of G League operations. In addition to his role with the Charge, Gansey also served as a scout for the Cavaliers. He had previously spent the 2011-12 season as the Cavaliers' basketball operations seasonal assistant.

In Gansey's five seasons with the Charge, the team had great success on the court. The Charge won a franchise-record 31 games twice (2014-15 and 2015-16), reached the postseason in all five seasons (the only NBA G League team to do so over that span) and reached the conference finals twice.

Gansey, 39, is a native of Olmsted Falls and played collegiately at West Virginia, where he led his team to the Elite Eight as a junior and helped the Mountaineers reach the Sweet 16 as a senior. He was named a finalist for the Oscar Robertson Award, the Wooden Award and the Naismith Trophy and won a gold medal with Team USA in the 2005 World University Games. Following his college career, he played professionally overseas for three seasons and in the NBA G League for two. Gansey resides in Avon with his wife, Amy, three daughters, Reagan, Emerson and Harper, and son, Griffin.



### BRANDON WEEMS

#### Assistant General Manager

Brandon Weems was promoted to Assistant General Manager for the Cleveland Cavaliers in February 2022. Weems was previously Senior Director of Player Personnel, a role he had consumed since August 2021. Weems also served as Director of Scouting from July 2017 to August 2021.

In his current position, Weems oversees the Cavs amateur scouting efforts in addition to his own college scouting duties, international scouting as well as pro player personnel responsibilities. He also assists General Manager Mike Gansey in managing the entire NBA draft process for the team, which includes player rankings, background information and statistical analysis of draft eligible players. Weems originally joined the organization as a scout in 2015.

Weems previously served two seasons at NCAA Div. I Oakland University in Michigan as an assistant men's basketball coach from 2013-2015 when he primarily worked with guards and handled scouting responsibilities.

Prior to Oakland, Weems was a staff assistant at Drexel in 2012-13. Before that, Weems spent three seasons at Kentucky on John Calipari's staff and was part of the 2012 NCAA National Championship.

As a collegiate player, Weems was a four-year letter winner at Walsh University from 2004-08. He garnered All-American honors in 2008 and led the Cavaliers to a NAIA National Championship in 2005. Weems was named MOC/AMC Player of the Year during his senior season. He tallied 1,160 points and 649 assists and left ranking in the top five in Walsh's record book.

Weems is a native of Akron, Ohio and played his high school basketball at St. Vincent-St. Mary.



## BASKETBALL STAFF



### BERNIE BICKERSTAFF

#### Senior Basketball Advisor

Bernie Bickerstaff is the senior basketball advisor for the Cleveland Cavaliers. He transitioned to a front office position after one season as an assistant coach with the team during the 2013-14 season. With over 45 years of NBA experience both as a team executive and head coach, Bickerstaff bears a wealth of knowledge to the organization.

Prior to joining the Cavaliers, Bickerstaff was an assistant coach for the Los Angeles Lakers (2012-13), Portland Trail Blazers (2010-12) and Chicago Bulls (2008-10), and prior to his time in Portland and Chicago, Bickerstaff was tabbed to guide the newly

founded Charlotte Bobcats as both general manager and head coach in the team's first three seasons (2004-07) before serving as the club's Executive Vice President of Basketball Operations in 2007-08.

Bickerstaff, the 1986-87 NBA Coach of the Year, owns a 419-518 (.447) NBA head coaching record over 14 seasons with Seattle, Denver, Washington, Charlotte and the Los Angeles Lakers while ranking 39th on the NBA's all-time victories list. Receiving his first NBA head coaching opportunity with the Seattle SuperSonics in 1985, Bickerstaff led his team to three playoff appearances over five seasons in the Pacific Northwest, one of which included a trip to the 1987 Conference Finals.

Following his time in Seattle, Bickerstaff joined the Denver Nuggets in 1990 as President and General Manager. During six-plus seasons in Denver, he was responsible for selecting four-time NBA Defensive Player of the Year Dikembe Mutombo in the 1991 NBA Draft while his team made history in the 1994 Playoffs, becoming the first eighth-seed to defeat a top seed in the first round. Bickerstaff took on head coaching responsibilities from 1994-96 but returned to his role solely as General Manager after hiring a coaching replacement 13 games into the 1996-97 season.

In 1973, Bickerstaff was hired as an assistant for the Washington Bullets by then coach K. C. Jones and was a part of a team that reached three NBA Finals and won a championship in 1978. Bickerstaff was a member of the Bullets' staff for 12 seasons before working as an assistant under Lenny Wilkens in Seattle in 1985.

Prior to the NBA, Bickerstaff played two seasons each for the Univ. of San Diego and the Univ. of Rio Grande, where he was later awarded an honorary doctorate. San Diego also offered him his first coaching opportunity. Named an assistant coach for the 1968-69 season, he was elevated to head coach a year later and served in that capacity for the next four seasons. In 2010, he was inducted into the John McClendon Minority Athletics Administrators Hall of Fame and in 2011, was named a Kappa Legend and Icon in Sports. His hometown of Benham, Kentucky even named a street – Bernard Bickerstaff Boulevard – in his honor. He currently serves on the Board of Trustees for the University of San Diego.

Over his historic career, Bickerstaff has earned numerous honors and achievements: Horace Mann Award for Leadership (1987), Sports Person of the Year by the New York Pro-Am Basketball Association (1987), University of San Diego's Hall of Fame (1995), West Coast Conference's inaugural Hall of Honor (2009), Breitbard Hall of Fame (2012), University of Rio Grande Athletic Hall of Fame (2014), Chucky Daily Lifetime Achievement Award (2014), Kentucky Hall of Fame (2018) and the Cleveland Cavaliers Pioneer Award (2018).

Bickerstaff, who has also served as a TV and radio analyst with the Wizards, Spurs, Sporting News Radio and NBA.com, and his wife, Eugenia, have five children, 14 grandchildren and one great grandchild. Their youngest son, John-Blair is the head coach of the Cavaliers.

## BASKETBALL STAFF



### JASON HILLMAN

#### Vice President of Basketball Operations/Team Counsel


Jason Hillman was named Vice President of Basketball Operations/Team Counsel in February 2022 after serving the previous five years as Basketball Chief of Staff/Team Counsel since July 2017. Prior to that, Hillman spent 12 years with the Cavaliers on the business side, most recently as Senior Vice President/General Counsel.

He is responsible for the negotiation and execution of player and staff contracts, general administration of the team's basketball operations department, player and staff immigration matters, compliance with NBA Rules, and assistance with management of

the team's salary cap, trade, draft and free agency strategy and execution. Hillman serves as one of the team's Alternate Governors to the NBA Board of Governors.

Between 2005 and 2017, Hillman had primary responsibility for the organization's business legal matters, including marketing and sponsorship, ticketing, lease compliance, employment, engagement with local governmental authorities related to Rocket Mortgage FieldHouse, recruitment, preparation, and execution on behalf of the organization of the 2016 Republican National Convention, and select basketball operations matters. Hillman was a real estate lawyer with Southfield, Michigan based Jaffe, Raitt, Heuer & Weiss, P.C. from 2001-2005. Prior to law school and continuing through his days in private practice, Hillman was a sportscaster on television and radio in the Detroit area.

He is a past member of the Board of Trustees of the Cleveland Metropolitan Bar Association, Cleveland-based Centers for Families and Children, University Hospitals' Partnership for Families, and Temple Tifereth-Israel in Beachwood, Ohio, and current member of the Board of Trustees of Playhouse Square. Hillman resides in Solon, Ohio with his wife Meredith, and daughters Caitlin, Morgan and Devin.



### JON NICHOLS

#### Vice President of Basketball Strategy and Personnel

Jon Nichols was promoted to Vice President of Basketball Strategy and Personnel for the Cleveland Cavaliers in February 2022 after serving as Senior Director of Strategy and Research.

Nichols, who also served as the Senior Director of Analytics/Personnel, is responsible for leading the organization's analytics efforts, while also assisting with roster management, contract and free agency negotiations, long-term operational planning and the application of the collective bargaining agreement in the roster's

development.

Nichols originally joined the organization as Director of Analytics in September 2013. Prior to coming to Cleveland, he was the Manager of Basketball Analytics for the Milwaukee Bucks from 2010-2013 where he also provided statistical research to the coaches and front office.

A native of Miami, Florida, Nichols graduated from the University of Michigan, earning his B.A. in Sports Management. He also attended Harvard University, earning a Master of Liberal Arts in Information Technology. He currently lives in Avon Lake, Ohio with his wife, Molly.

## BASKETBALL STAFF



### BRENDON YU

**General Manager, Cleveland Charge**

**Director of College Scouting, Cleveland Cavaliers**

Brendon Yu enters his ninth season with the Cleveland Cavaliers and Cleveland Charge, serving as General Manager of the Charge for the second season. Yu is entering his first season as Director of College Scouting with the Cavaliers. He was previously serving as the Director of G League Operations and Basketball Operations, Special Projects. In his position, he works closely with Cavaliers President of Basketball Operations Koby Altman and General Manager Mike Gansey in all basketball operations and player personnel matters for the Charge.

After 10 successful seasons developing talent on and off the court in Canton, the Charge moved to Cleveland in 2021-22 and began play at Cleveland State University's Wolstein Center. With the team based out of Cleveland Clinic Courts along with the Cavaliers, the Charge now have NBA-quality resources to develop their premium basketball talent. Those changes paid immediate dividends for the Charge last season, with five different players receiving six NBA call-ups: Norvel Pelle (Boston, Utah), Tre Scott (Cleveland), Malik Newman (Cleveland), Kyle Guy (Miami) & Justin James (New Orleans).

In his previous role, Yu learned from and worked alongside Gansey to maintain the success that the Charge have had in the NBA G League. The Charge went 29-21 in 2016-17, extending the longest postseason streak in the league with a sixth consecutive playoff berth. With the team's collective success came NBA contracts for Charge players Quinn Cook, Eric Moreland and John Holland. In addition, Yu served as a Basketball Operations, Seasonal Assistant for the Cavaliers during his first season with the organization in 2014-15.

Yu, 30, is originally from Indianapolis, where he had the opportunity to work for Indiana High School Basketball Hall of Fame Coach Jack Keefe at Lawrence North High School. Yu then attended Indiana University where he majored in Finance while working as a student manager under Coach Tom Crean and the Hoosier staff. He was at Indiana from 2010-2014 and was a part of a Big Ten Championship, two Sweet Sixteen appearances, and worked closely with future NBA players such as Victor Oladipo, Cody Zeller, Noah Vonleh and Yogi Ferrell.



### DAVID HENDERSON

**Scout**

David Henderson is a scout for the Cleveland Cavaliers, originally joining the organization in 2006-07 as a full-time college scout. Henderson is responsible for evaluating collegiate, minor league and professional players.

Prior to joining the Cavaliers, he spent one year with the Atlantic Coast Conference Office developing a program that would expose more student/athletes to jobs in athletic administration. From 1996-99, he was an assistant coach at Duke University under Coach Mike Krzyzewski. After his time at Duke, Henderson was the head coach at the University of Delaware from 2000-06.

Henderson started his pro career in the Continental Basketball Association with the Albany Patroons. Henderson then signed with the Philadelphia 76ers and played 22 games in the 1987-88 NBA season. The Drewry, North Carolina native played two seasons in Dijon, France in 1988-89. Afterwards he moved to Israel where he had successful seasons with Hapoel Tel Aviv, Hapoel Holon, Maccabi Rishon LeZion and Maccabi Ramat Gan. He retired from playing in 1996.

Henderson graduated from Duke with a degree in economics. He and his wife Carla have two daughters, Lia and McKinley.

## BASKETBALL STAFF



### PRIMOŽ BREZEC


#### International Scout

Primož Brezec was hired as an International Scout for the Cleveland Cavaliers in September 2017. In his role, Brezec contributes to Cleveland's international scouting activities and assists President of Basketball Operations Koby Altman.

Prior to his current role for the Cavaliers, Brezec played in the NBA for eight seasons, appearing in 342 total games with Indiana, Charlotte, Detroit, Toronto, Philadelphia and Milwaukee with averages of 7.2 points and 3.9 rebounds in 18.1 minutes per contest. He was selected as the 27th overall pick in the 2000 NBA Draft

by the Indiana Pacers. Following his NBA career, Brezec spent seven seasons playing professional basketball overseas in Europe before retiring in 2017.

Brezec was also a member of the senior Slovenian national basketball team, competing at the 2003 FIBA European Championship, the 2005 FIBA World Championship, the 2006 FIBA World Championship and the 2010 FIBA World Championship. He is a two-time Slovenian League champion (1999, 2001), three-time Slovenian Cup winner (1999–2001), two-time Slovenian All-Star (1999, 2001) and Cypriot League champion (2015).



### JOSÉ CALDERÓN

#### Special Advisor to the Front Office

José Calderón enters his second season with the Cleveland Cavaliers after joining the team as Special Advisor to the Front Office in January 2022.

Calderón previously worked for the National Basketball Players Association where he served as the Special Assistant to the Executive Director, working closely with NBPA Executive Director Michele Roberts and the NBPA's senior management team on union strategy and specific issues relevant to current NBA players. In his role with the Cavaliers, Calderón assists the front office in achieving their goals both on and off

the court in a variety of engagements.

Calderón spent 14 seasons in the NBA, playing for seven different teams, including the Cavaliers' NBA Finals run during the 2017-18 season. He posted career averages of 8.9 points, 2.4 rebounds and 5.8 assists in 26.4 minutes over 895 career games. A native of Villanueva de la Serena, Spain, Calderón played six seasons in the Spanish professional leagues before beginning his NBA career in 2005 with the Toronto Raptors. Calderón also represented his home country at four Olympic Games (2004, 2008, 2012 and 2016), earning silver medals in 2008 and 2012 as well as a bronze medal in 2016.



### LAUREN MARVINNEY

#### Senior Director, Basketball Administration

Lauren Marvinney was promoted to Senior Director of Basketball Administration of the Cleveland Cavaliers in April 2021 after spending three seasons as Director of Team Services and Engagement (2018-2021).

In her current role, Marvinney leads the team's player programming efforts to help provide guidance and assist players with developing life skills, both socially and professionally, including community engagement. She is part of the basketball operations leadership group, and heavily involved in player appearance opportunities.

She also serves as the main point of contact for player and front office families to help in their acclimation to Cleveland and all other team related activities.

Prior to moving to the basketball operations side, Marvinney served nearly four seasons in the team's community relations department. The Cleveland native has a degree in sports management from Ohio University, where she graduated in 2013.



Cavaliers Coaches (left to right): Dan Geriot, Sidney Lowe, Antonio Lang, J.J. Outlaw, J.B. Bickerstaff, Greg Buckner, Luke Walton



COACHING STAFF



J.B. BICKERSTAFF  
Head Coach

J.B. Bickerstaff was named head coach of the Cleveland Cavaliers on February 19, 2020, thus becoming the 23rd head coach in franchise history. Under Bickerstaff, the Cavaliers have increased their overall record in three straight NBA seasons, including doubling their win total in 2021-22 with a 44-38 record. Cleveland's win percentage this past regular season (.537) also increased by .231 from 2020-21 (.306, 22-50), the second-largest increase in the NBA (Minnesota, +.242). Additionally, Bickerstaff guided Cleveland to the NBA's fifth-best defensive rating (108.9) and finished fifth place in the league's Coach of the Year voting in 2021-22.

Bickerstaff, who signed a multi-year contract extension in December 2021, has established a coaching staff that has been instrumental in the development of the Cavaliers young core. Evan Mobley and Isaac Okoro both were All-Rookie Team selections in their respective rookie seasons, and Jarrett Allen and Darius Garland averaged career highs across the board in 2021-22 and were first-time NBA All-Stars. Mobley, the No. 3 pick in the 2021 NBA Draft, was also the runner-up for the Rookie of the Year award and a unanimous All-Rookie First Team selection. The team's ranking in defensive rating also jumped from 25th place to fifth in 2021-22. Bickerstaff also earned NBA Eastern Conference Coach of the Month honors for January 2022 after leading the team to an 11-4 record, the franchise's best mark in a single month since November 2017.

When Bickerstaff first took over the helm shortly after the 2020 All-Star break, the Cavs posted a 5-6 (.455) record before their season ended, including consecutive season series sweeps over the Denver Nuggets and San Antonio Spurs. In addition, the Cavs notched three wins against above .500 teams (Miami, Philadelphia and Denver) and averaged 111.4 points and 26.4 assists (eighth-best in NBA). The Wine & Gold also had the fifth-highest field goal percentage in the NBA after the break that season (.480).

Bickerstaff, 43, originally joined the Cavaliers as the team's associate head coach prior to the 2019-20 season. Before coming to Cleveland, he was the Memphis Grizzlies head coach for the 2018-19 season, following serving as the interim head coach for the final 63 games of the 2017-18 Grizzlies campaign. In 2018-19, Bickerstaff helped Memphis record the third-best scoring defense in the NBA, holding opponents to 106.1 points per game. The Grizzlies also held an NBA-high 10 opponents under 90 points that season and went undefeated in those games. Memphis limited 17 opponents to under 40 percent shooting, which was tied with Utah for the second-most in the NBA in 2018-19.

Prior to his stint with Memphis, Bickerstaff spent five seasons (2011-16) with the Houston Rockets, where he was elevated to interim head coach early in the 2015-16 season and guided the Rockets to a 37-34 finish to close the season with a postseason berth.

Bickerstaff's additional experience as an assistant coach includes four seasons (2007-11) with the Minnesota Timberwolves and three seasons (2004-07) with the Charlotte Bobcats under his father and current Cavaliers Senior Basketball Advisor, Bernie Bickerstaff. The youngest assistant coach in the NBA at age 24 when he began with the Bobcats in 2004-05, Bickerstaff followed in the footsteps of his father, who was the youngest assistant coach when he joined the NBA at 29 years old in 1973.

Prior to his time on the NBA sidelines, Bickerstaff served as director of operations for the University of Minnesota's men's basketball program, overseeing all administrative areas of the program and assisting the coaching staff with recruiting, scouting and coaching. Bickerstaff played two seasons (1999-2001) with the Golden Gophers to complete his collegiate career after playing his first two years at Oregon State University, where he was the youngest Division I player as a 17-year-old freshman.

Bickerstaff and his wife Nikki have three children: Blair, Blakely and Blade.

J.B. Bickerstaff NBA Head Coaching Record			
Year	Team	Regular Season	Playoffs
2015-16	Houston	37-34 (.521)	1-4 (.200)
2017-18	Memphis	15-48 (.238)	
2018-19	Memphis	33-49 (.402)	
2019-20	Cleveland	5-6 (.455)	
2020-21	Cleveland	22-50 (.306)	
2021-22	Cleveland	44-38 (.537)	
Total		156-225 (.409)	1-4 (.200)

## COACHING STAFF



### **GREG BUCKNER** **Associate Head Coach**

Greg Buckner was promoted to associate head coach for the Cleveland Cavaliers in June 2022 after serving his first two seasons in Cleveland as an assistant coach. This past season, Buckner was part of a coaching staff that helped guide Cleveland to the NBA's fifth-best defensive rating (108.9) and doubled their win total from a season ago with a 44-38 record. The Cavaliers also allowed just 105.7 points per game, the fifth-lowest in the NBA, and held teams under 100 points on 26 occasions.

Prior to coming to Cleveland in September 2020, Buckner was an assistant coach for the Memphis Grizzlies from 2017-19, where he worked on the sidelines with Cavaliers Head Coach J.B. Bickerstaff. He also served alongside Bickerstaff for two seasons as an assistant coach with the Houston Rockets (2014-16) following three seasons as a player development coach with the team (2011-14).

Selected by the Dallas Mavericks in the second round (53rd overall) of the 1998 NBA Draft, Buckner appeared in 570 career games (117 starts) and averaged 5.0 points, 2.8 rebounds and 1.3 assists with the Mavericks, Philadelphia 76ers, Denver Nuggets, Minnesota Timberwolves and Grizzlies. Regarded as an outstanding defensive player, Buckner helped his teams reach the postseason in six of his 10 NBA seasons. His playing career also included a stint with the Grand Rapids Hoops (1998-99) of the Continental Basketball Association.

As a collegian at Clemson University, Buckner became the first Tiger to ever lead his team in scoring in four straight years (1994-98) and guided the program to three NCAA Tournament bids. The Hopkinsville, Kentucky native started all 122 games of his career without missing a single contest, setting the school record for consecutive starts. Inducted into the Clemson Athletic Hall of Fame in 2005, Buckner remains the lone Tiger to ever win the ACC Rookie of the Year Award (1994-95).



### **ANTONIO LANG** **Assistant Coach**

Antonio Lang enters his third year as an assistant coach with the Cleveland Cavaliers. Prior to joining Cleveland, Lang spent the previous five seasons with the Utah Jazz, having been hired as an assistant coach in the summer of 2014. During his time with Utah, the Jazz reached the playoffs in each of his last three seasons.

Lang has an array of domestic and international experience as both a player and coach. Prior to joining the Jazz, he served as head coach of the Mitsubishi Diamond Dolphins in Japan's National Basketball League (NBL). Lang coached the Mitsubishi Diamond Dolphins for four seasons, guiding them to the 2014 playoffs, and prior to that

served as an assistant coach with Mitsubishi from 2006-10.

A member of the winningest graduating class in NCAA history, Lang played four seasons for Mike Krzyzewski at Duke University from 1990-94, appearing in three Final Fours and winning back-to-back national championships in 1991 and 1992. Lang was then selected by the Phoenix Suns with the 29th overall pick of the 1994 NBA Draft, and enjoyed a six-year NBA career with Phoenix, Cleveland, Miami, Toronto and Philadelphia. He also played professionally in the American Basketball Association (ABA), Continental Basketball Association (CBA) and International Basketball League (IBL) as well as time overseas in the Philippines and Japan. Lang is fluent in Japanese.

Lang and his wife, Lekeshia, have two sons – Alan, who plays collegiate basketball at the University of Mobile, and Antonio Jr., who played at the University of South Florida and was selected by the Maine Red Claws in the second round of the 2019 NBA G League Draft.

## COACHING STAFF



### **SIDNEY LOWE** **Assistant Coach**

Sidney Lowe was hired as an Assistant Coach with the Cleveland Cavaliers in August 2021. Lowe has been on the coaching sidelines for nearly three decades and returns to Cleveland where he was an assistant coach for five seasons under Mike Fratello from 1994-1999. Over that stretch, he was part of a staff that helped the Cavaliers garner three playoff appearances (1995, 1996, 1998). The Washington, DC, native and former NBA point guard was most recently an assistant coach with the Detroit Pistons for the past three seasons (2018-2021).

Lowe began his coaching career with the Minnesota Timberwolves in 1992, when he became an assistant coach under then-head coach Jimmy Rodgers. He was promoted to head coach midway through the 1992-93 season and remained in the position through the 1993-94 season. Following five years as an assistant with Cleveland (1994-1999) and one with Minnesota (1999-2000), Lowe was named head coach of the Vancouver Grizzlies in 2000 and remained at the helm until 2002-03. He was the lead assistant to head coach Flip Saunders staff in Detroit during the 2005-06 season, a year the team advanced to the Eastern Conference Finals.

Lowe served as head coach at his alma mater, North Carolina State (2006-11), where in his first season he became the third coach in school history to win 20 games and defeat the three other ACC North Carolina institutions (North Carolina, Duke and Wake Forest). After coaching at NC State, Lowe returned to the NBA and spent three seasons as an assistant with the Utah Jazz (2011-2014) and two with the Washington Wizards (2016-2018).

As a player, Lowe was originally selected by the Chicago Bulls with the first pick of the second round (25th overall) in the 1983 NBA Draft and spent four seasons with Indiana, Detroit, Atlanta, Charlotte and Minnesota. He also competed in the Continental Basketball Association, leading the Albany Patroons and Tampa Bay Thrillers to CBA titles. Lowe played college basketball under the late Jim Valvano at North Carolina State, earning Final Four All-Tournament honors while helping lead the Wolfpack to the 1983 NCAA Championship.



### **LUKE WALTON** **Assistant Coach**

Luke Walton enters his first season as an assistant coach with the Cleveland Cavaliers after spending each of the last three seasons as head coach of the Sacramento Kings (2019-2021). Prior to being at the helm of the Kings, Walton was the Los Angeles Lakers' head coach from 2016 to 2019, improving the team's win total in each of those seasons. This included consecutive nine-game improvements in his first two seasons with the team (2016-17, 2017-18).

Before joining the Lakers, Walton was an assistant coach with the Golden State Warriors from 2014 to 2016, reaching the NBA Finals both years and winning the NBA Championship in 2015. Walton also received Western Conference Coach of the Month honors (October/November 2015) while serving as interim head coach in Steve Kerr's absence and leading Golden State to a 39-4 start in 2015-16, including winning the first 24 games, an NBA record. Prior to joining the Warriors coaching staff, Walton served as a player development coach for the South Bay Lakers, the Lakers NBA G League affiliate, in 2013-14. Walton also served as an assistant coach at the University of Memphis during the 2011 NBA lockout.

Walton enjoyed a 10-year NBA playing career, including his final season in 2012-13 and part of 2011-12 as a member of the Cavaliers. He finished his career appearing in 564 games (138 starts) with the Lakers and Cavaliers while averaging 4.7 points, 2.8 rebounds and 2.3 assists in 17.2 minutes per contest. Walton was the No. 32 overall pick in the 2003 NBA Draft by the Lakers, where he made seven postseason appearances and was a member of back-to-back NBA Championship teams in 2009 and 2010. Prior to his professional basketball career, Walton played collegiately at the University of Arizona where he was named an All-Pac-10 performer twice in his four-year career (1999-2003), received John R. Wooden All-American honors as a junior and was a Wooden Award Finalist as a senior.

Walton's father, Bill, is a member of the Naismith Memorial Basketball Hall of Fame. The father/son duo are one of two pairs in NBA history to both win multiple NBA titles (Mychal and Klay Thompson). Walton's three brothers; Nate, Adam, and Chris all played basketball in college. Walton and his wife Bre, who he met at Arizona where she was a standout volleyball player, are the parents of son Lawson and daughter Landen.



## COACHING STAFF



**J.J. OUTLAW**  
**Assistant Coach**

J.J. Outlaw was promoted to Assistant Coach for the Cleveland Cavaliers in September 2021 after spending the previous three years as assistant coach/player development. Prior to joining Cleveland, Outlaw spent three seasons with the Memphis Grizzlies, including the 2018-19 season as an assistant coach/player development.

Outlaw spent his first two years with the Grizzlies as a player development coach (2017-18) and advance scout (2016-17). He previously worked for five seasons (2011-16) with the Los Angeles Lakers as a player development coach and video coordinator and two seasons (2009-11) as director of basketball operations for the

Marist men's basketball program, where he also served as assistant coach during his second year.

The Columbia, Maryland native played four years of varsity basketball at Mount St. Joseph High School in Maryland, where he was a four-year starter and three-year All-League selection in the Baltimore Catholic League, as well as Associated Press All-State as a senior in both basketball and football. He went on to play college football at Villanova, where he was a standout wide receiver. Following his collegiate career, Outlaw was signed by the Philadelphia Eagles for parts of the 2006 and 2007 seasons and went on to play for the Rhein Fire of NFL Europa in the spring of 2007.

Outlaw's father, John, worked for the Denver Nuggets, Washington Wizards and Charlotte Bobcats in a variety of capacities, including assistant coach, director of collegiate scouting and director of pro player personnel.



**DAN GERIOT**  
**Assistant Coach**

Dan Geriot was named an Assistant Coach for the Cleveland Cavaliers in July 2022. In his current role, Geriot is responsible for assisting and reporting directly to Cavaliers Head Coach J.B. Bickerstaff. Other responsibilities include scouting upcoming opponents and presenting game plans, as well as the individual development for the frontcourt players.

Before returning to the Cavaliers' bench, Geriot spent the 2021-22 season as head coach of the Cleveland Charge, the team's exclusively-owned and operated NBA G League affiliate. While Geriot was at the helm with the Charge, five players earned six NBA call-ups (Kyle Guy, Norvel Pelle, Justin James, Tre Scott and Malik Newman). He also coached current Cavaliers Two-Way player R.J. Nembhard, who averaged 23.8 points, 8.1 rebounds and 5.2 assists over his final 15 games with the Charge, and Tacko Fall was selected to the NBA G League All-Defensive Team after leading the entire league in blocks per game (2.7).

Prior to his stint with the Charge, Geriot was also an assistant coach for the Cavaliers from 2019-2021. In addition, he worked for Cleveland as an assistant/player development coach in 2018-19, an assistant video coordinator/coaching assistant from 2016-18, and a seasonal video coordinator during the team's 2015-16 NBA championship season. Before joining the NBA, Geriot was an assistant coach at Campbell University from 2013-2015 and Princeton University from 2011-2013.

The Springfield, Pennsylvania native has a degree in political science and history from the University of Richmond, where he played four collegiate seasons and led the Spiders to two NCAA tournaments in 2010 (First Round) and 2011 (Sweet 16). Geriot lives in Cleveland with his wife, Dana.

## COACHING STAFF



### NATE REINKING

#### Assistant Coach/G League Liaison

Nate Reinking enters his second season as Assistant Coach/G League Liaison with the Cleveland Cavaliers. He was previously head coach for the Cleveland Charge (then Canton), the Cavaliers' exclusively-owned and operated NBA G League affiliate, from 2016-2021 and held a combined 107-101 record over that span.

With the Charge, Reinking won his 100th game on March 1, 2020, a personal highlight in a massively successful season for the Charge. Before the season's cancellation due to COVID-19, the Charge were enjoying one of their most successful seasons in franchise history. The team finished 29-14 to clinch a playoff berth, good

for the franchise's best-ever winning percentage, and had a record seven different players receive NBA Call-Ups throughout the 2019-20 season.

Reinking originally joined the Charge as an assistant coach under Steve Hetzel for the 2013-14 season with a focus on player development and opposition scouting. After Hetzel's NBA Call-Up, Reinking was retained under new Head Coach Jordi Fernandez as an assistant the next two seasons while adding game-planning and game personnel to his responsibilities. With defensive principles the focus in his three years on the Charge staff, the team's scoring defense ranked first in 2013-14 (101.4 ppg), first in 2014-15 (95.8 ppg) and fifth in 2015-16 (103.3 ppg).

Reinking brings over 20 years of collegiate, professional and international experience as both a player and coach. He was named the head coach of the Great Britain National Team in the summer of 2019, leading the team on a 4-0 run, and continuing a record-setting seven-game winning streak, to secure a spot in a EuroBasket 2021 qualifying group. This past summer, Reinking coached the team in the 2022 FIBA EuroBasket Games. Additionally, he played for Great Britain from 2005-12, representing the nation in international tournaments such as the Olympics and European Championships.

A native of Galion, OH, Reinking graduated from Kent State University in 1996 after a four-year playing career with the Golden Flashes. As a captain his senior season, Reinking was Second Team All-MAC after playing in all 27 games and averaging 18.7 points on .445 shooting with 3.7 rebounds, 3.1 assists, and 0.9 steals per game. In October 2019, Reinking was inducted into the Kent State Varsity "K" Athletics Hall of Fame after graduating as the Flashes' career leader in three-point field goals and ranking fifth in career scoring.

## PERFORMANCE TEAM



### STEPHEN SPIRO

#### Senior Director, Player Health/Head Athletic Trainer

Stephen Spiro was named Senior Director, Player Health/Head Athletic Trainer of the Cleveland Cavaliers and has been the team's Head Athletic Trainer since August 2013. In his role, he is responsible for the prevention, care and rehabilitation of injuries, along with the rest of the Cavaliers Performance Team. Spiro works to coordinate all athletic training services for Cavaliers' players and organize medical care with team physicians and support staff. Spiro also served as an athletic trainer in the first Basketball Without Borders Camp in Angola in the summer of 2016 at Pavilhao Multiusos do Kilamba in Luanda and during the Cavaliers championship run (2015-16).


Spiro joined the Cavs as assistant athletic trainer in September 2010. Prior to joining the Cavs, he spent six years as an assistant athletic trainer at his alma mater, Temple University, serving as the primary athletic trainer for the men's basketball program. He worked with Basketball Hall of Fame Head Coach John Chaney and was a part of three Atlantic 10 Conference Championships under Head Coach Fran Dunphy.

Upon graduating with a Bachelor of Science degree in Kinesiology from Temple University in 2002, the Onset, Mass. native enrolled in the master's program at the University of Miami (FL). While at Miami, he served as a graduate assistant athletic trainer with the women's volleyball team and also worked with the Hurricane football team. He was a part of the Hurricanes Sports Medicine staff for the 2003 Tostitos Fiesta Bowl National Championship.

After earning his master's degree in sports medicine from Miami ('04), Spiro joined the staff of the Pawtucket Red Sox as an assistant athletic trainer during the 2004 season.

Spiro is a certified member of the National Athletic Trainers' Association (NATA) and the Ohio Athletic Trainers' Association (OATA), along with being a performance enhancement specialist and corrective exercise specialist through the National Academy of Sports Medicine (NASM).

Spiro resides with his family in Rocky River, Ohio.



### GEORGE SIBEL

#### Physical Therapist

George Sibel has been a physical therapist with the Cleveland Cavaliers for the past 17 seasons. In his role, along with the rest of the Cavaliers Performance team, he is responsible for the prevention, care and rehabilitation of player injuries.

Sibel has been a physical therapist with the Cleveland Clinic for 22 years.

Sibel completed his undergraduate studies at John Carroll University and earned his master's degree from Walsh University. He also received his doctorate from Wheeling Jesuit University.

## PERFORMANCE TEAM



### DEREK MILLENDER


#### Head Strength and Conditioning Coordinator

Derek Millender was named Head Strength and Conditioning Coordinator for the Cleveland Cavaliers in August 2013. He was previously the Cavaliers' assistant strength and conditioning coach for three seasons. Millender is responsible for coordinating the team's in-season and off-season performance testing and monitoring, and strength and conditioning. Millender also incorporates other training programs such as yoga and Pilates into player individualized programs. In addition to developing in-season programs, he works individually with each player during the offseason to prepare them for the rigors of an NBA season. He also works with a registered dietician closely to recommend the right foods at the right time (Nutrient Timing), along with supplement recommendation.

Prior to joining the Cavaliers, he was the head strength and conditioning coach for Cleveland State University from 2007-10. He also spent two years in the Cleveland Indians organization (2006 Mahoning Valley Scrappers (A), 2007 Akron Aeros (AA)).

The Pensacola, Florida native completed his undergrad studies in 2004 at the University of South Alabama and earned his Master's Degree in Exercise Science from Cleveland State University in 2010. Millender is a Certified Strength and Conditioning Specialist (CSCS) through the National Strength and Conditioning Association (NSCA), Registered Strength and Conditioning Coach \* D with Distinction (10yrs as a certified strength and conditioning coach) a Performance Enhancement Specialist (PES) through the National Academy of Sports Medicine (NASM) and is also a Sports Performance Coach through United States Weightlifting (USAW).

He resides in Cleveland, Ohio.



### ALBERTO PADILLA

#### Associate Head Athletic Trainer

Alberto Padilla was promoted to Associate Head Athletic Trainer for the Cleveland Cavaliers in September 2022 and enters his fifth season with the organization. Padilla has a broad background in athletic training and rehabilitation that enhances the Cavaliers player care. Padilla is responsible for injury prevention, evaluation, treatment, and rehabilitation, drawing on his experiences and training as a licensed athletic trainer and his experiences in various roles that include five years in the NFL with the Minnesota Vikings.

Padilla earned his Bachelor of Science in Economics from Pennsylvania State University, Bachelor of Science in athletic training at Temple University, where he gained a diverse background in college athletics while working as a graduate assistant athletic trainer at Temple University. He went on to earn his Masters of Science in exercise science from California University of Pennsylvania in 2014.

Padilla is a 15-year veteran of the United States Marine Corps, where he reached the rank of Captain. He served as a communications officer, providing support to logistics and combat operations during Operation Iraqi Freedom from 2007-2008. Padilla is a native of Bronx, N.Y. He resides in Shaker Heights, Ohio with his wife and two sons..

## PERFORMANCE TEAM



### ED SUBEL

#### Associate Head Strength and Conditioning Coordinator

Ed Subel enters his fifth season with the Cleveland Cavaliers as Associate Head Strength and Conditioning Coordinator. In his role, he assists in all facets of the strength and conditioning program.

Prior to joining the team, Subel worked in the Cleveland Indians organization from 2010 to 2018. During his tenure with the Indians, he served as a Minor League Baseball strength and conditioning coach for multiple affiliates within the developmental system, and most recently as the minor league strength and conditioning coordinator.

Subel previously worked as a strength and conditioning graduate assistant at Cleveland State, where he received his master's degree in exercise science. He also worked as a strength and conditioning intern for the University of South Florida. Subel received his B.A. from John Carroll University and is also a member of the National Strength and Conditioning Association. Additionally, he worked with the MLB European and African Academies Athletic Development program in the Czech Republic, Austria, and France in 2012-13.

Subel has been an active member of the National Strength and Conditioning Association since 2009. He and his wife Nora reside in Lakewood, OH.



### KYLENE BOGDEN

#### Team Dietitian/Nutritionist

Kylene Bogden enters her seventh season with the Cleveland Cavaliers as the team Dietitian/Nutritionist. In her role, she directs all facets of performance nutrition as it relates to pre and post workout fuel, recovery, and injury prevention. Kylene uses functional nutrition, a whole body, immune and gut-centric approach to sports nutrition in order to create individualized fueling protocols for players throughout the year.

Prior to joining the team, Kylene worked for Cleveland Clinic Center for Functional Medicine, the first institution in the world to use food as the foundation for medicine.

While training directly under Dr. Mark Hyman, she had the privilege of treating athletes from all over the world. During this time she was also the dietitian for Cleveland State University Athletics and John Carroll University Football.

Kylene is board certified in Sports Nutrition as well as Integrative and Functional Nutrition. Kylene received her bachelor's degree in Nutrition and Dietetics from the University of Dayton, master's degree in Exercise Physiology from the University of Akron and her accredited dietetic internship was completed at Tulane University School of Public Health & Tropical Medicine.

Kylene has been quoted as an expert source in publications such as *U.S. News and World Report*, *O Magazine*, *Shape*, *Time*, *Prevention*, and *The Huffington Post*.

## BUSINESS STAFF



### NIC BARLAGE

#### CEO, Rock Entertainment Group

Nic Barlage is CEO of Rock Entertainment Group, the umbrella entity of the teams and venues that are part of Cleveland Cavaliers Chairman Dan Gilbert's Rock Family of Companies. It includes the NBA Cavaliers, the AHL Cleveland Monsters, the NBA G League Cleveland Charge and Cavs Legion of the NBA 2K League; and the operation of Rocket Mortgage FieldHouse in Cleveland, Legion Lair Lit by TCP home of Cavs Legion in Cleveland and Cleveland Clinic Courts - the Cavaliers' training and development center in Independence, Ohio.

Barlage joined the Cavaliers in 2017 as President. In this role, he oversaw over 500 full-time team members throughout the business operation of the Cavaliers, who have the second largest workforce in the NBA behind the New York Knicks. He also played a core leadership role in the day-to-day planning, design and construction of the newly-transformed Rocket Mortgage FieldHouse, which opened before the start of the Cavaliers 2019-20 season.

Prior to joining the Cavaliers, Barlage was the Senior Vice President and Chief Sales Officer for the Phoenix Suns, where he oversaw the team's premium and ticket sales, and marketing efforts. He began serving his stint with the Suns during the 2013-14 season.

Barlage was part of the Cavaliers organization for five seasons where he was most recently Vice President of Sales and Service before departing for Phoenix in 2014. Prior to his tenure in Cleveland, Barlage spent one season with the Suns and two seasons with the Charlotte Bobcats specializing in suite and premium seating. Barlage's influence extends across the entire Cleveland community, holding positions on the advisory boards of the Cleveland Sports Commission, American Red Cross, Cleveland Clinic Pediatrics Leadership Council and the local Boys & Girls Club.

Barlage graduated from Saint John's University (Minn.) in May of 2006, where he majored in Psychology. He and his wife, Traci, have two daughters, Brooklyn and Kennedy.






## BASKETBALL STAFF



**Anthony Abernathy**  
Vice President,  
Team Communication  
& Brand Strategy




**Juan Aquino**  
Lead Performance  
Scientist/Assistant  
Strength and  
Conditioning Coordinator



**Nick Berne**  
Sr. Coordinator,  
Team Services  
& Engagement



**David Best**  
Assistant Manager,  
Team Security



**Josh Broghamer**  
Player Development  
Coach



**Devynne Booker**  
Seasonal Assistant,  
Basketball  
Communications



**Antoine Broxsie**  
Player Development  
Coach



**Mark Cashman**  
Director,  
Team Operations



**Robert Coleman**  
Manager of Team  
Security



**Sam Coombs**  
Manager, Basketball  
Communications




**Jason Daniel**  
Director, Team Security



**Michael Dreiling**  
Front End Developer



**B.J. Evans**  
Vice President,  
Basketball  
Communications



**Josh Estes**  
Coaching Analyst




**Liron Fanan**  
Assistant GM, Charge




**Kat Folis**  
Basketball Operations  
Assistant

## BASKETBALL STAFF



**Chase Franklin**  
Video Assistant



**Luis Gonzalez**  
Basketball Operations,  
Coordinator



**Murphy Grant**  
Assistant  
Athletic Trainer



**Will Harrison**  
Scouting Analyst



**Brent Haskins**  
Advance Scout



**Brad Havens**  
Director, Basketball  
Systems/Technology



**Kevin Kamlowsky**  
Assistant  
Athletic Trainer



**Anton Marchand**  
Amateur Scout



**Dylan Matusek**  
Assistant Manager,  
Equipment



**Matt McGarry**  
Director of Operations,  
Cleveland Clinic  
Courts



**Chris McNamara**  
Senior Coordinator,  
Facilities, Cleveland  
Clinic Courts



**Paul Newman**  
Video Assistant



**Nate Nielsen**  
Director, Process &  
Strategy



**Andrew Olson**  
Shooting Coach/  
Player Development



**Cherome Owens**  
Senior Manager,  
Basketball  
Communications



**Austin Peterson**  
Assistant  
Coaching Analyst



# BASKETBALL STAFF



**Trey Platt**  
Director of  
Pro Personnel



**Paul Robinson**  
Special Assistant to  
Head Coach



**Michelle Rock**  
Basketball Systems  
Developer



**Bethany Soukup**  
Executive Assistant  
to the President of  
Basketball Operations



**Igor Tadic**  
International Scout



**Bryan Tibaldi**  
Player Development/  
Video Assistant



**Anderson Varejao**  
Global Ambassador/  
Player Development




**Dan Vincent**  
Director of Video/  
Player Development



**Max Weisberg**  
Coordinator, Basketball  
Operations Strategy



**Dr. James Rosneck**  
Team Physician



**Dr. Richard Figler**  
Team Physician



**Dr. Richard Parker**  
Team Physician

# MEDICAL STAFF

# Players



Cavaliers players **Jarrett Allen**,  
**Evan Mobley**, **Donovan Mitchell**,  
**Darius Garland** and **Kevin Love**.

# CLEVELAND CAVALIERS 2022-23 ROSTER

NO	PLAYER	POS	HT	WT	DOB	PRIOR TO PROS/HOME COUNTRY	YR
31	Jarrett Allen	C	6-11	248	4/21/98	Texas '17 / USA	6th
10	Darius Garland	G	6-1	186	1/26/00	Vanderbilt '19 / USA	4th
3	Caris LeVert	G	6-6	205	8/25/94	Michigan '16 / USA	7th
33	Robin Lopez	C	7-0	275	4/1/88	Stanford '08 / USA	15th
0	Kevin Love	F	6-8	247	9/7/88	UCLA '08 / USA	15th
45	Donovan Mitchell	G	6-3	215	9/7/96	Louisville '17 / USA	6th
4	Evan Mobley	F/C	7-0	215	6/18/01	USC '21 / USA	2nd
15	Isaiah Mobley *	F	6-10	240	9/24/99	USC '22 / USA	R
5	R.J. Nembhard *	G	6-5	200	3/22/99	TCU '21 / USA	2nd
19	Raul Neto	G	6-1	179	5/19/92	UCAM Murcia (Spain) / Brazil	8th
35	Isaac Okoro	G/F	6-5	225	1/26/01	Auburn '20 / USA	3rd
16	Cedi Osman	F	6-7	230	4/8/95	Anadolu Efes (Turkey) '15/ Macedonia/Turkey	6th
13	Ricky Rubio	G	6-3	190	10/21/90	FC Barcelona '11 / Spain	12th
8	Lamar Stevens	F	6-8	225	7/9/97	Penn State '20 / USA	3rd
32	Dean Wade	F	6-9	219	11/20/96	Kansas State '19 / USA	4th
9	Dylan Windler	G/F	6-6	199	9/22/96	Belmont '19 / USA	3rd

\*Two-Way Player

HEAD COACH	J.B. Bickerstaff (Minnesota)
ASSOCIATE HEAD COACH	Greg Buckner (Clemson)
ASSISTANT COACHES	Antonio Lang (Duke)
	Sidney Lowe (NC State)
	Luke Walton (Arizona)
	J.J. Outlaw (Villanova)
	Dan Geriot (Richmond)
SR. DIR., PLAYER HEALTH/HEAD ATHLETIC TRAINER	Stephen Spiro (Temple)
HEAD STRENGTH AND CONDITIONING COORDINATOR	Derek Millender (South Alabama)

## CAVALIERS NUMERICAL ROSTER

<b>0</b>	Kevin Love	<b>10</b>	Darius Garland	<b>32</b>	Dean Wade
<b>3</b>	Caris LeVert	<b>13</b>	Ricky Rubio	<b>33</b>	Robin Lopez
<b>4</b>	Evan Mobley	<b>15</b>	Isaiah Mobley *	<b>35</b>	Isaac Okoro
<b>5</b>	R.J. Nembhard	<b>16</b>	Cedi Osman	<b>45</b>	Donovan Mitchell
<b>8</b>	Lamar Stevens	<b>19</b>	Raul Neto		
<b>9</b>	Dylan Windler	<b>31</b>	Jarrett Allen		



# JARRETT ALLEN

**HEIGHT** 6'11

**POSITION** CENTER

**DOB** 04.21.1998

**FROM** UNIVERSITY OF TEXAS

**YEARS PRO** 5

**#31**



**DRAFTED:** Selected in the first round (22nd overall pick) of the 2017 NBA Draft by the Brooklyn Nets.

**HOW ACQUIRED:** Acquired along with Taurean Prince from the Brooklyn Nets as part of a three-team on January 14, 2021

**2021-22:** Appeared in 56 games (all starts) with Cleveland...averaged 16.1 points on .677 shooting from the field, 10.8 rebounds, 1.6 assists, 1.34 blocks and 0.79 steals in 32.3 minutes...his averages in points (16.1), field goal percentage (.677), rebounds (10.8), steals (0.79) and total double-doubles (32) were all career-highs...named a 2022 NBA All-Star, his first career selection; finished with 10 points (5-6 FG), nine rebounds and two blocks in 24 minutes in the All-Star Game in Cleveland...scored in double figures on 50 occasions, including 20+ points 16 times...grabbed 10+ rebounds 33 times this season and 20+ rebounds once...tallied 11 games with 20+ points and 10+ rebounds...recorded 10 games with 15+ points and 15+ rebounds, including four consecutive games from Nov. 1-7; became the second player for the Cavs in the last 25 seasons to record four consecutive games with 15+ points and 15+ rebounds (Anderson Varejao, 5 from Nov. 26-Dec. 3, 2012)...recorded a career-high 29 points in 12-20 (.600) shooting from the field, a season-high 22 rebounds (career-high 11 offensive rebounds) and two assists in 34 minutes on Feb. 4 at Charlotte; was his 3rd career game with 20+ points and 20+ rebounds; became the 12th different player in Cavs history to have 20+ PTS and 20+ REB in a game and his 11 offensive rebounds were one shy of tying the Cavs single game record (Tristan Thompson has 12 OREB Oct. 31, 2014)...closed a season-high five shots on Dec. 1 at MIA, the 8th time in his career with 5+ blocks...recorded a career-high tying three steals on three occasions this season (3 STL on Jan. 5 vs UTA, 3 STL on Oct. 20 at

MEM and 3 STL on Feb. 26 vs WAS)...tallied his 100th career double-double on Dec. 11 vs Sacramento (19 PTS, 11 REB)...was named Eastern Conference Player of the Week on Nov. 7, leading the Cavs to a 4-0 record; averaged 20.5 points on .633 shooting from the field, an NBA-best 16.3 rebounds, 2.5 assists, 1.5 steals and 1.3 blocks in 37.0 minutes per contest over his four games that week...from Feb. 4-11, recorded 14+ rebounds in four-straight games, his longest streak of 14+ rebounds in his career; tallied 67 rebounds over that span...through the first four games of the season, shot 31-37 (.838), becoming the first NBA player in the shot clock era (1954-55) to start the first four games of a season shooting .800+ on 30+ made shots...shot a perfect 11-11 from the field with 25 points, 4 rebounds, three steals and three blocks in 29 minutes on Oct. 20 at Memphis; became the first player in the shot clock era (since 1954) to go 10-for-10 or better from the floor in their team's season-opening game...missed the final 18 games of the regular season due to a left middle finger fracture.

**PROFESSIONAL CAREER:** Has appeared in 341 career regular season games (276 starts) over five seasons with Brooklyn and Cleveland...owns career averages of 11.6 points, 8.7 rebounds and 1.36 blocks in 26.6 minutes per game...also shooting .626 from the field...has 115 career double-doubles...has 142 games with at least 10 rebounds and three 20+ rebound performances...only 5 times in Cavaliers history has a player recorded 25+ PTS, 10+ REB, 3+ BLK and .800+ FG% and Allen has done it 3 times (2/21/21 vs OKC, 2/24/21 vs HOU and 4/25/21 at WAS); the other two occasions were done by Jim Chones (12/29/74 vs ATL) and Elmore Smith (13/3/77 at ATL).

**2020-21:** Played in 63 games (45 starts) for Brooklyn and Cleveland...averaged career highs in PPG (12.8), RPG (10.0), APG (1.7) and MPG (29.6)...averaged a double-double in a single season for the first time in his career...was 1 of only 3 players in the NBA with at least 10.0 PPG, 10.0 RPG, 1.0 BPG and a .600 FG% (Rudy Gobert, Deandre Ayton)...ranked 5th in the NBA in FG% (.618), 9th in blocks (1.43), 13th in rebounds (10.0) and tied for 19th in double-doubles (25)...scored in double figures 42 times, including six games of 20+ points...in 51 games (40 starts) for Cleveland, averaged 13.2 points, 9.9 rebounds and 1.39 blocks in 30.3 minutes...had at least 1 block in 41 of his 51 appearances with the Cavs, including 17 multi-block games...in a win over Minnesota on Feb. 1, became the 1st player in Cavaliers history to post 23 PTS, 18 REB & 5 BLK in a single game and the 1st NBA player with that stat line with a FG% of .778 or greater since 2012 (JaVale McGee, 23 PTS, 18 REB, 5 BLK, .846 FG% on 1/14/12 vs PHO)...against Denver on Feb. 19, became the 1st Cavalier with 20+ PTS, 10+ REB and a .889 FG% in over 7 years (Tristan Thompson, 2014); also made his 1,000th career field goal with his 7th make against Denver...versus Oklahoma City on Feb. 21 (career-high 26 PTS, 17 REB, 11-11 FG), became the 1st player in Cavs history and 8th NBA player EVER to tally 25+ PTS and 15+ REB while shooting 100% from the field (Mitch Kupchak 11/20/81, Dwight Howard 2/24/10, Wes Unseld 1/31/75, Dikembe Mutombo 12/14/99, Wilt Chamberlain 7 times, Calvin Natt 3/18/82 and Walt Bellamy 1/23/64); also was just the 2nd Cavalier ever to shoot 11-11 of better from the field in a single game (Johnny Warren, 12-12 FG on 12/14/73 vs BUF)...also grabbed his 2,000th career rebound with his 7th board against Oklahoma City on Feb. 21...in a win over Houston on Feb. 24 (26 PTS, 18 REB, 4 BLK, 10-11 FG), became just the 2nd NBA player in the Shot Clock Era to record 26+ PTS, 18+ REB and 4+ BLK while shooting .900+ from the field, joining Dikembe Mutombo on 12/14/1999 (27 PTS, 29 REB, 6 BLK, 11-11 FG)...from Feb. 23-24, became the 1st Cavalier with 4+ blocks in back-to-back games since Zydrunas Ilgauskas in February 2008 (2/2/08-2/5/08)...notched 6 straight double-doubles from Feb. 14-24, the longest of his NBA career...at Washington on April 25, posted a career-high 27 PTS (10-12 FG, 7-9 FT), a game-high 12 REB and 3 BLK in 34 MIN...scored his 3,000th career point with his sixth point against Indiana on May 10...missed 8 games due to a concussion from March 27-April 11.

**2019-20:** Appeared in 70 games (64 starts) for Brooklyn...averaged 11.1 points, 9.6 rebounds, 1.6 assists and 1.3 blocks in 26.5 minutes per game while shooting .649 from the field and .633 from the free-throw line...led the Nets in bpg (1.3) and double-doubles (30)...finished third in the league in FG (.649) and 10th in offensive rebounds per game (3.1)...set single-season career highs in mpg, ppg, fg, rpg, apg, double-doubles and offensive rating (110.6), while increasing his marks in those categories for the third straight season...recorded more double-doubles this season (30) than in his first two seasons combined (28)...established a Nets single-season record for dunks (177) -- with data going back to 1997-98...Posted the highest single season FG % in franchise history, and became the first Net to finish in the top-three in the league in FG % since Mikki Moore led the league in the category (.609) in the 2006-07 season...converted 177 dunks in the 2019-20 season, which marked the most dunks in a season for a Net since the first season that dunk data was available (1997-98)...missed one game due to injury (injury management -- left ankle sprain) and one game due to rest.

**2018-19:** Appeared in and started 80 games for the Nets...averaged 10.9 points, 8.4 rebounds, 1.5 blocks and 1.4 assists in 26.2 minutes per game...shot .590 from the field and .709 from the charity stripe...led or tied for the team lead in points once, rebounds 33 times, assists once, steals 14 times, blocks 51 times and minutes played three times...increased his points per game, rebounds per game, offensive rebounds per game, blocks per game and minutes per game from his rookie season to his sophomore season...scored in double figures 51 times, including three games of 20+ points...was named a MTN DEW ICE Rising Star, participating in the Rising Stars game for Team USA during All-Star weekend in Charlotte...ranked 12th in the league in blocks per game and eighth in the league in field goal percentage...finished first among second-year players in blocks per game, second in offensive rebounds per outing (2.4) and field goal percentage, third in double-doubles (24) and fourth in rebounds per game...led the Nets in double-doubles (24), after posting four double-doubles as a rookie, which marked the biggest increase from a first to second season in double-doubles for a Net in franchise history (previously: Kenny Anderson didn't record a double-double as a rookie in 1991-92, then notched 17 in his second season in 1992-93)...converted 170 dunks, finishing seventh in the league, second in the East (trailing only Giannis Antetokounmpo) and matching the most dunks by a Net since the stat was first tracked in the 1997-98 season (Kanyon Martin in 2002-03)...finished the season first in blocks per game among players 20 or younger, second in rebounds per contest and third in double-doubles...through two seasons, is shooting the second-highest field goal percentage in Nets history (.590), trailing only Darryl Dawkins'. .601 field goal percentage...became the 13th player in NBA history to register 200 career blocks prior to turning 21...Became just the eighth player in NBA history to average 10.5+ points, 8.4+ rebounds and 1.5+ blocks per game in a full season prior to turning 21, joining Shaquille O'Neal (1992-93), Chris Webber (1993-94), Joe Smith (1995-96), Elton Brand (1999-00), Dwight Howard (2004-05), Andre Drummond (2013-14), Anthony Davis (2013-14) and Karl-Anthony Towns (2015-16)...finished the season fourth in the league in screen assists per game with 4.7 (he totaled 2.2/game as a rookie)...played his best game of the season in an overtime victory in Houston on 1/16, posting 20 points and a career-high 24 rebounds (his first-career 20/20 game) in a career-high 43 minutes, joining Andre Drummond, Dwight Howard, Shaquille O'Neal and John Drew as players to register 20+ points and 24+ boards in a game prior to turning 21...scored a season-high 24 points with 11 rebounds on 11/17 against the L.A. Clippers...notched double digit rebounds 32 times after doing so just five times as a rookie...totaled 35 games with multiple blocks, including eight games with four or more blocks (career-high six blocks in a triple overtime win in Cleveland on 2/13)...missed two games due to illness.

**2017-18:** Appeared in 72 games (31 starts) in his rookie season...averaged 8.2 points, 5.4 rebounds and 1.2 blocks in 20.0 minutes per game...shot .589 (234-of-397 FG), .333 (5-of-15 3FG) and .776 (114-of-147 FT)...led or tied for the team lead in points twice, rebounds 11 times, steals seven times and blocks a team-high 33 times...made his NBA debut in the second game of the season on 10/20 vs. Orlando, becoming the third teenager and second-youngest player to don a Nets uniform at 19 years, 182 days, trailing only Derrick Favors (19 years, 104 days)...finished first among rookies in FG percentage and blocks per game, second in offensive rebounds per game and seventh in rebounds per game and FT percentage...led all qualifying rookies in True Shooting percentage and Effective Field Goal percentage...finished 17th in the league in blocks per game...became the fourth rookie in Nets history to lead all rookies in blocks per contest, joining Brook Lopez (2008-09), Sean Williams (2007-08) and Kenyon Martin (2000-01)...blocked at least one shot in 14 straight games to wrap up the season, which marked the third-longest streak for a Nets rookie since 1983-84, trailing only P.J. Brown's 16-game streak (1993-94) and Brook Lopez's 15-game streak (2008-09); in that 14-game stretch, he registered multiple blocks 10 times and averaged 2.6 blocks, which was the second-highest tally among all players in the league in that time frame, trailing only Anthony Davis (3.1 blocks per game)...swatted four or more shots in three straight games (4/5 – 4/9), becoming just the second Nets rookie since 1983-84 to achieve that feat (Kenyon Martin in the 2000-01 season)...the only rookies to block four or more shots in three straight games in the last 20 years are Allen, Yao Ming (2002-03), Martin (2000-01), Lamar Odom (1999-00) and Tim Duncan (1997-98)...led all rookies with 23 multi-block games...his 88 blocks were the most in a season for a teenager since the 2012-13 campaign, when Anthony Davis blocked 112 shots and Andre Drummond rejected 95 shots...converted a team-high 117 dunks, which marked the 14th-most in the league and were the most in a season for a Net since Brook Lopez's 126 dunks in the 2009-10 season...started the last 31 games he appeared in (from 1/30 – end of the season), averaging 10.5 points (.621 FG, .805 FT), 6.4 rebounds, 1.0 assists and 1.7 blocks in 23.8 minutes per game...among players with 200-plus FGA in 2018, Allen's .637 FG percentage finished fourth in the league...was the first player in franchise history to shoot .550-plus from the field and .750-plus from the FT line in a full season...became the third rookie in NBA history to reach those percentages in a season (min. 300 FGA and 100 FTA), joining Jonas Valanciunas (2012-13) and Jeff Ruland (1981-82)...posted the second-highest FG percentage among teens in NBA history (min. 300 FGA), trailing only Andre Drummond's .608 as a 19-year-old in 2012-13...averaged 9.7 points (.637 FG), 6.0 rebounds and 1.4 blocks in 21.8 minutes per game in 2018, up from 5.6 points (.484 FG), 4.3 rebounds and 1.0 blocks in 17.0 minutes per game prior to the New Year...recorded four double-doubles and became the first Nets rookie center since 1983-84 to register a 10/5/5 game when he totaled 13 points and career highs for rebounds (14) and assists (six) on 2/7 at Detroit...reached double figures 28 times, including a career-high 20 points on 2/2 vs. LA Lakers...Became the first Nets rookie since Brook Lopez (2008-09) to post a five-block game when he registered a career-high five blocks on 4/5 at Milwaukee...missed seven games due to injury (six – left foot strain and one – sore left foot)...was a DNP – coach's decision three times...was inactive five times.

**PLAYOFF CAREER:** In two postseason appearances with Brooklyn, has career playoff averages of 10.7 points, 10.3 rebounds, 2.2 assists and 1.1 blocks in 26.9 minutes per contest in nine playoff games (all starts)...has shot .589 from the field and .833 from the free-throw line...during the **2020 Playoffs**, appeared in four playoff games (all starts) against Toronto in the First Round, averaging 10.3 points, 14.8 rebounds, 2.3 assists and 1.8 blocks in 33.1 minutes per game...in the **2019 Playoffs**, played in five games (all starts) against Philadelphia in the First Round...averaged 11.0 points on .594 shooting, 6.8 rebounds and 2.2 assists in 22.0 minutes per game...scored a playoff career-high 21 points, including shooting 7-of-7 from the free-throw line, to go with eight rebounds, four assists and two steals in 32 minutes in Game 4 on 4/20...also scored in double figures in Game 3 on 4/18, posting 15 points, six rebounds and two assists in 21 minutes.

**NOTABLE:** NBA All-Star (2022)...Taco Bell Skills Challenge winner as part of Team Cavs at NBA All-Star Weekend in Cleveland (2022)...NBA Eastern Conference Player of the Week for Nov. 1-7, 2021.

**COLLEGE CAREER:** Played one season at the University of Texas at Austin in **2016-17**...appeared in and started all 33 games for the Longhorns, averaging 13.4 points, 8.4 rebounds and 1.5 blocks in 32.1 minutes per game...named to the All-Big 12 Conference Third Team and Big 12 All-Newcomer Team...claimed a spot on the 10-person USBWA All-District VII Team and five-person NABC All-District 8 Second Team...led the team in rebounding (8.4 rpg), blocked shots (51) and minutes played (32.1 mpg) and ranked second on the team in scoring (13.4 ppg)...shot .566 (179-of-316) from the field...reached double figures in scoring 25 times and double figures in rebounds 14 times...recorded 12 double-doubles on the season (tied for the third-highest total by a UT freshman in school history), including eight in Big 12 Conference play...in Big 12 Conference play (18 games), he averaged a team-best 16.2 points and 9.8 rebounds per game while shooting .599 (118-of-197) from the field...recorded a double-double with 16 points on 7-of-11 shooting from the field and 12 rebounds along with two blocks in 36 minutes during his collegiate debut against Incarnate Word on 11/11...posted 14 points (6-of-8 FG) and 13 rebounds in 35 minutes at Kansas State on 12/30...earned Phillips 66 Big 12 Conference Co-Newcomer of the Week honors on 1/16 after averaging 18.5 points, 8.0 rebounds and 2.0 blocks per game during UT's two contests against No. 10 West Virginia and TCU...recorded 17 points and 10 rebounds while tying his career-high with three blocks in 31 minutes at No. 6 Baylor on 1/17...totaled a career-high 22 points and a career-high 19 rebounds (seven offensive) while tying his career-high with three blocks in 34 minutes at No. 2 Kansas on 1/21...his 19 rebounds marked the second-highest single-game total by a UT freshman in school history (Kevin Durant had 23 boards at Texas Tech on 1/31/07)...claimed Phillips 66 Big 12 Conference Newcomer of the Week honors on 1/23 after averaging 19.5 points, 14.5 rebounds and 3.0 blocks per game against a pair of Top 10 opponents on the road, No. 6 Baylor and No. 2 Kansas...tied his career-high with 22 points and added nine rebounds, a career-high three steals, two blocks and two assists in 36 minutes at TCU on 2/4...posted a game-high 17 points and nine rebounds in 34 minutes against Iowa State on 2/7...hit two free throws with 7.2 seconds remaining (facing a 1-and-1 situation) that proved to be the game-winning points against Iowa State on 2/7...posted 17 points, seven rebounds and two blocks while tying his career high in minutes played (37) at No. 12 West Virginia on 2/20...Recorded 20 points and 11 boards (five offensive) in 35 minutes against No. 3 Kansas on 2/25...tallied a game-high 20 points, along with nine rebounds and three blocks, in 36 minutes against No. 11 Baylor on 3/4...earned a spot on the Fall 2016 Big 12 Commissioner's Honor Roll (minimum 3.0 GPA).

**PERSONAL:** Is the son of Leonard and Cheryl Allen...has one older brother, Leonard II...father, Leonard, played basketball at San Diego State (1982-85); he was selected by the Dallas Mavericks in the third round of the 1985 NBA Draft (50th overall pick) and played professional basketball in Europe...won a gold medal with the USA U18 National Team at the FIBA Americas U18 Championship in July 2016 in Valdivia, Chile...led Team USA and ranked fourth in the tournament overall in rebounding (9.0 rpg) and topped the squad in minutes played (23.8 mpg)...ranked third on the team in scoring (10.6 ppg)...attended high school at St. Stephen's Episcopal School in Austin, Texas and played basketball under head coach Lamont King...ranked as the No. 15 overall prospect in the nation by ESPN.com, Rivals.com and Scout.com following his senior season...named a McDonald's All-American...ranked as the No. 1 center in the country by ESPN...averaged 19.7 points and 13.3 rebounds per game as a senior while leading St. Stephen's to a 25-5 record and the Southwest Preparatory Conference title...scored 33 points in a 66-57 win against Bellaire Episcopal in the SPC championship game...is interested in computers.



# JARRETT ALLEN

## NBA REGULAR SEASON

TEAM	YEAR	GP	GS	MIN	MPG	TOTAL			3-POINT			FREETHROWS			REBOUNDS			AST	APG	PF	DQ	STL	SPG	BLK	BPG	PTS	PPG	
						FGM	FGA	PCT	GM	GA	PCT	FTM	FTA	PCT	OFF	DEF	TOT											RPG
BKN	17-18	72	31	1441	20.0	234	367	.589	5	15	.333	114	147	.776	144	244	388	5.4	49	0.7	147	1	28	0.4	88	1.2	587	8.2
BKN	18-19	80	80	2096	26.2	335	568	.590	6	45	.133	197	278	.709	191	481	672	8.4	110	1.4	184	7	43	0.5	120	1.5	873	10.9
BKN	19-20	70	64	1852	26.5	302	465	.649	0	6	.000	171	270	.633	216	455	671	9.6	110	1.6	162	2	40	0.6	92	1.3	775	11.1
BROOKLYN	20-21	63	45	1684	26.6	238	482	.616	6	19	.316	204	290	.703	196	435	631	10.0	106	1.7	96	0	32	0.5	90	1.4	806	12.8
CLE	21-22	56	56	1810	32.3	369	545	.677	1	10	.100	165	233	.708	182	410	602	10.8	92	1.6	97	0	44	0.8	75	1.3	904	16.1
TOTAL		341	276	9083	26.6	1538	2457	.626	18	95	.189	851	1218	.699	939	2025	2964	8.7	467	1.4	696	10	187	0.5	465	1.4	3945	11.6

## NBA PLAYOFFS

TEAM	YEAR	GP	GS	MIN	MPG	TOTAL			3-POINT			FREETHROWS			REBOUNDS			AST	APG	PF	DQ	STL	SPG	BLK	BPG	PTS	PPG	
						FGM	FGA	PCT	GM	GA	PCT	FTM	FTA	PCT	OFF	DEF	TOT											RPG
BKN	18-19	5	5	110	22.0	19	32	.594	0	0	---	17	20	.850	15	19	34	6.8	11	2.2	13	0	3	0.6	3	0.6	55	11.0
BKN	19-20	4	4	132	33.0	14	24	.583	0	0	---	13	16	.813	17	42	59	14.8	9	2.3	7	0	2	5.0	7	1.8	41	10.3
TOTAL		9	9	242	26.9	33	56	.589	0	0	---	30	36	.833	32	61	93	10.3	20	2.2	20	0	5	0.6	10	1.1	96	10.7

ALLEN HIGHS	2021-22 SEASON HIGHS	CAREER HIGHS	PLAYOFF HIGHS
Points	<b>29</b> at CHA 2/4/22	<b>29</b> at CHA 2/4/22	<b>21</b> vs. PHI 4/20/19
Field Goals Made	<b>13</b> at WAS 12/3/21	<b>13</b> at WAS 12/3/21	<b>7</b> vs. PHI 4/20/19
Field Goals Attempted	<b>20</b> at CHA 2/4/22	<b>20</b> at CHA 2/4/22	<b>11</b> vs. PHI 4/20/19
Three Point Field Goals Made	<b>1</b> at TOR 11/5/21	<b>2</b> at DET 10/17/18	-
Three Point FG Attempted	<b>1</b> 10 times	<b>2</b> times	-
Free Throws Made	<b>9</b> vs. SAC 12/11/21	<b>10</b> 2 times	<b>7</b> 2 Times
Free Throws Attempted	<b>10</b> vs. SAC 12/11/21	<b>16</b> at ATL 3/9/19	<b>9</b> vs. PHI 4/18/19
Offensive Rebounds	<b>11</b> at CHA 2/4/22	<b>11</b> at CHA 2/4/22	<b>5</b> vs. TOR 8/21/20
Defensive Rebounds	<b>14</b> vs. POR 11/3/21	<b>18</b> at HOU 1/16/19	<b>12</b> vs. TOR 8/21/20
Total Rebounds	<b>22</b> at CHA 2/4/22	<b>24</b> at HOU 1/16/19	<b>17</b> vs. TOR 8/21/20
Assists	<b>4</b> 6 times	<b>8</b> vs. SAC 8/7/20	<b>5</b> at TOR 8/19/20
Steals	<b>3</b> 2 times	<b>3</b> 3 times	<b>2</b> vs. PHI 4/20/19
Blocks	<b>5</b> at MIA 12/1/21	<b>6</b> 2 times	<b>3</b> at TOR 8/19/20
Minutes Played	<b>40</b> vs. POR 11/3/21	<b>43</b> at HOU 1/16/19	<b>41</b> at TOR 8/19/20



**DARIUS**  
**GARLAND**

**HEIGHT** 6'1

**POSITION** GUARD

**DOB** 01.26.2000

**FROM** VANDERBILT

**YEARS PRO** 3

**#10**



**DRAFTED:** Selected in the first round (5th overall pick) of the 2019 NBA Draft by the Cleveland Cavaliers.

**2021-22:** Appeared in 68 games (all starts) with Cleveland...averaged 21.7 points, 8.6 assists, 3.3 rebounds and 1.31 steals in 35.7 minutes...recorded 10+ points in 66 games, 20+ points on 42 occasions, 30+ points on seven occasions and 40+ points on one occasion...his averages in points (21.7), assists (8.6), rebounds (3.3), field goal percentage (.462), free throw percentage (.892) and double-doubles (29) were all career-highs...finished the season with 29 double-doubles, ranking T-4th in the NBA in total point-assists double-doubles...recorded his first career triple-double (11 PTS, 10 REB, 14 AST) on January 12 at Utah; became the 4th youngest Cavs player with a triple-double (LeBron James, Brad Daugherty and Kyrie Irving)...became the 2nd player in Cavs history to finish a season averaging 20.0+ PPG and 8.0+ APG (LeBron James)...named a 2022 NBA All-Star, his first career selection; finished with 13 points, three assists and two steals in 24 minutes in the All-Star game in Cleveland...tallied 10+ assists 29 times, including a career-high 19 assists on March 4 at PHI...recorded a career-high 41 PTS on 14-26 (.538) shooting from the field, including 9-9 shooting from the free throw line, a game-high 13 assists, five rebounds and two steals in 37 minutes on March 8 at Indiana; became the 6th player age 22 or younger in NBA history to record 40+ PTS, 10+ AST, 5+ REB and 2+ STL (Isiah Thomas, LeBron James, Michael Jordan, Luka Dončić and Chris Webber)...recorded 32 points on 11-17 FG (5-6 3FG), 10 assists, eight rebounds and one steal in 34 minutes on Dec. 3 at Washington; became the 3rd player in NBA history with 30+ PTS, 10+ AST, 8+ REB, 5+ 3FG on .800+ 3FG% (Russell Westbrook and Vince Carter)...had a game-high 27 PTS (11-20 FG), a career-high 18 AST and 5 REB in a 37 MIN at Oklahoma City on Jan. 15; became only the 3rd player in NBA history to have at least 27 PTS, 18 AST and 5 REB in a

game before age 22 (Troy Young and Luka Dončić)...tallied a team-high 26 points, including 4-8 (.500) shooting from beyond the arc, a career-high 19 assists, two steals and one block in 43 minutes of play on March 4 at PHI; was the second player in Cavs history with 26+ PTS and 19+ AST (Andre Miller, 27 PTS and 19 AST at MIL on Feb. 13, 2002)...during the month of March, recorded 11 double-doubles, which was the most point-assist double-doubles in a month in the NBA this season and is also the most point-assist double-doubles in a month in Cavaliers history; also recorded 171 total assists in the month, the most in the month of March in Cavs history; was the 2nd player in Cavs history to average 25.0+ PPG and 10.0+ APG in a single month, joining LeBron James (3 times)...In January, averaged 20.4 PPG, 10.2 APG and 3.9 RPG in 35.7 MPG...won Eastern Conference Player of the Week for January 10-16...recorded his 3,000th career point with his 17th point of the game on March 30 vs. Dallas...became the 4th-youngest Cavs player ever to reach 2,000 career points (LeBron James — 199, 333d, Kyrie Irving — 209, 346d and Collin Sexton 21y, 0d) with his 21st point against Orlando on Nov. 27.

**PROFESSIONAL CAREER:** Has appeared in 181 career regular season games (177 starts) over three seasons with Cleveland...owns career averages of 17.4 points, 2.6 rebounds, 6.3 assists and 1.09 steals in 35.7 minutes per game...also shooting .443 from the field, .378 from three and .876 from the foul line...has 36 career double-doubles and one triple-double...ranks 11th in Cavaliers history in 3FGM (384).

**2020-21:** Played in 54 games (50 starts) for Cleveland...had career highs in PPG (17.4), RPG (2.4), APG (6.1, 18th in NBA), SPG (1.22), MPG (33.1), FG% (.451) and 3FG% (.395)...was 1 of only 4 players in the NBA with 17.0+ PPG, 6.0+ APG, .390+ 3FG% and .840+ FT% (Damian Lillard, Kyrie Irving, Kyle Lowry)...received 3 votes for the NBA's Most Improved Player award...recorded 6 double-doubles...had 20 games of 20+ points; from April 15-25, scored 20+ points in a career-best 6 straight games, becoming just the 7th Cavalier ever to accomplish that feat in his 1st or 2nd NBA season (LeBron James, Ron Harper, Mike Mitchell, Collin Sexton, Austin Carr and John Johnson)...had his highest scoring month in April, averaging 20.5 points, 7.3 assists, 2.7 rebounds and 1.47 steals in 34.4 minutes...posted 6 double-doubles, including back-to-back double-doubles for the first time of his career from April 26-28...registered a career-high 37 PTS (14-22, 5-10 3FG, 4-4 FT) in a win at San Antonio on April 5, becoming just the 3rd Cavalier with 35+ PTS and 5+ three-pointers in a game before age 22 (LeBron James, Kyrie Irving); was also his 100th career game...dished out 10+ assists 6 times...handed out his 500th career assists with his fourth dime at Chicago on April 17...with his 16th point at Phoenix on Feb. 8, became the 4th-youngest player in Cavaliers history to record 1,000 career points (21 yrs, 13 days)...became the quickest in franchise history to reach 200 career three-pointers (107 games), achieving that mark with his fourth try in a win over Chicago on April 21...against Orlando on April 28, became just the 5th Cavalier since 1983 to have a game of at least 25 points, 10 assists and 4 steals (LeBron James, Kyrie Irving, Mark Price, Terrell Brandon)...missed 2 games due to a right shoulder strain from Jan. 4-6; missed 6 games due to a right shoulder strain from Jan. 7-20; missed 1 game due to a left groin strain on March 12; missed 1 game due to a right ankle sprain on April 11; missed 7 games due to a left ankle sprain from May 1-12; missed 1 game due to injury management of his left ankle sprain on May 16.

**2019-20:** Appeared in 59 games (all starts) for Cleveland...averaged 12.3 points and 3.9 assists in 30.9 minutes per game...shot .355 from beyond the arc and .875 from the foul line...the only NBA rookie with at least 700 points, 225 assists and 100 three-pointers at the time of the NBA's stoppage on March 11...no other rookie recorded at least 12.0 points, 3.0 assists and a .850 FT% on the season...finished in the Top 10 among all rookies in assists per game (3.9), minutes per game (30.9, 2nd), three-pointers made (105, 4th), points per game (12.3, 8th) and three-point percentage (.355, 8th)...his 105 three-pointers were the 2nd-most by a rookie in franchise history...scored in double-digits on 43 occasions, including six 20-point outings...scored a season-high 23 points (9-16 FG, 5-8 3FG) in 34 minutes at Dallas on Jan. 22...had 15 straight games scoring in double figures from Dec. 28-Jan. 25...had the highest FT% among all rookies who made at least 50 free throws (.875)...made at least one three-pointer in 49 games (tied for 3rd-most among rookies), including two triples on 36 occasions (2nd-most among rookies); had 10 straight games with two or more three-pointers from Dec. 28 to Jan. 14, becoming just the 4th player in Cavs history to accomplish that feat and the first Cavs rookie ever to do so...his 24 games with at least five assists were the most by a Cavs rookie since Kyrie Irving in 2011-12 (32)...recorded one double-double, a 14-point, 10-assist performance at L.A. Clippers on Jan. 14; the only rookie in the East to have a 10-assist game on the season...had 10 straight outings of 4+ assists from Jan. 27-Feb. 24, the longest by a Cavs rookie since Kyrie Irving's franchise-rookie record tying 18 straight in 2012 (2/29/12-4/18/12)...In January, led all Eastern Conference rookies in points scored (216), field goals made (80), three-pointers made (29), assists (79) and minutes played (513)...led the Cavs in assists 19 times, steals 13 times, points four times and blocks twice...was a DND twice...missed one game due to rest on Jan. 28 and five games due to a left groin strain from March 2-10...was placed on the Inactive List four times.

**NOTABLE:** NBA All-Star (2022)...Taco Bell Skills Challenge winner as part of Team Cavs at NBA All-Star Weekend in Cleveland (2022)...finished 3rd place for the NBA's Most Improved Player award voting in 2021-22...NBA Eastern Conference Player of the Week for Jan. 10-16, 2022.

**COLLEGE CAREER:** Played one season at Vanderbilt...appeared in five games as a freshman in 2018-19 and averaged 16.2 points, 3.8 rebounds and 2.6 assists in 27.8 minutes per contest...shot .537 (29-54) from the field, .750 (12-16) from the foul line and .478 (11-23) from three-point range...sustained a season-ending left knee injury against Kent State on Nov. 23...in season opener against Winthrop, had the third-most points (24) by an SEC freshman in his debut in the last 10 seasons...named SEC Freshman of the Week on Nov. 12, 2018, after combining for 43 points in his first two collegiate games (against Winthrop and USC)...scored 33 points against Liberty in his final full game of the season (Nov. 19).

**PERSONAL:** Father, Winston, played seven NBA seasons...both of his grandfathers served in the U.S. Army...played on AAU team Bradley Beal Elite and has developed relationship with Wizards All-Star Beal...averaged 28.6 points and shot 59.7 percent as a senior for Brentwood Academy...won a record-tying four state championships...second player in Tennessee history to win three consecutive Mr. Basketball awards, joining Brandon Wright...2017-18 Naismith High School Player of the Year semifinalist and McDonald's and Jordan Brand All-American.

# DARIUS GARLAND

## NBA REGULAR SEASON

TEAM	YEAR	GP	GS	MIN	MPG	TOTAL			3-POINT			FREE THROWS			REBOUNDS			AST	APG	PF	DQ	STL	SPG	BLK	BPG	PTS	PPG	
						FGM	FGA	PCT	GM	GA	PCT	FTM	FTA	PCT	OFF	DEF	TOT											RPG
CLE	19-20	59	59	1824	30.9	280	699	.401	105	286	.365	63	72	.875	27	84	111	1.9	229	3.9	92	0	42	0.7	4	0.1	728	12.3
CLE	20-21	54	50	1790	33.1	362	802	.451	105	286	.365	112	132	.848	23	106	129	2.4	329	6.1	110	0	66	1.2	6	0.1	941	17.4
CLE	21-22	68	68	2430	35.7	542	1173	.462	174	454	.383	215	241	.892	39	185	224	3.3	583	8.6	115	2	89	1.3	7	0.1	1473	21.7
TOTAL		181	177	6044	33.4	1184	2574	.443	384	1016	.378	390	445	.876	89	375	464	2.6	1141	6.3	317	2	197	1.1	17	0.1	3142	17.4

## COLLEGE CAREER

TEAM	YEAR	GP	GS	MIN	MPG	TOTAL			3-POINT			FREE THROWS			OFF	REBOUNDS			AST	APG	PF	DQ	STL	SPG	BLK	BPG	PTS	PPG
						FGM	FGA	PCT	GM	GA	PCT	FTM	FTA	PCT		DEF	TOT	RPG										
VU	18-19	5	5	139	27.8	29	54	.537	11	23	.478	12	16	.750	2	17	19	3.8	13	2.6	7	0	4	0.8	2	0.4	81	16.2

GARLAND HIGHS	2021-22 SEASON HIGHS	CAREER HIGHS	PLAYOFF HIGHS
Points	<b>41</b> at IND 3/8/22	<b>41</b> at IND 3/8/22	-
Field Goals Made	<b>14</b> at IND 3/8/22	<b>14</b> 2 times	-
Field Goals Attempted	<b>27</b> vs. BKN 11/22/21	<b>27</b> vs. BKN 11/22/21	-
Three Point Field Goals Made	<b>5</b> 8 times	<b>5</b> 12 times	-
Three Point FG Attempted	<b>13</b> at BKN 11/17/21	<b>13</b> at BKN 11/17/21	-
Free Throws Made	<b>15</b> at MIA 3/11/22	<b>15</b> at MIA 3/11/22	-
Free Throws Attempted	<b>16</b> at MIA 3/11/22	<b>16</b> at MIA 3/11/22	-
Offensive Rebounds	<b>3</b> vs. MEM 1/4/22	<b>3</b> 2 times	-
Defensive Rebounds	<b>10</b> at UTA 1/12/22	<b>10</b> at UTA 1/12/22	-
Total Rebounds	<b>10</b> at UTA 1/12/22	<b>10</b> at UTA 1/12/22	-
Assists	<b>19</b> at PHI 3/4/22	<b>19</b> at PHI 3/4/22	-
Steals	<b>4</b> 3 times	<b>4</b> 4 times	-
Blocks	<b>1</b> 7 times	<b>1</b> 17 times	-
Minutes Played	<b>46</b> vs. LAC 3/14/22	<b>46</b> vs. LAC 3/14/22	-



# **CARIS** **LEVERT**

**HEIGHT** 6'6

**POSITION** GUARD

**DOB** 08.25.1994

**FROM** MICHIGAN

**YEARS PRO** 6

**#3**



**DRAFTED:** Selected in the first round (20th overall pick) of the 2016 NBA Draft by the Indiana Pacers.

**HOW ACQUIRED:** Acquired along with a 2022 second-round pick (via Miami) from the Indiana Pacers in exchange for guard Ricky Rubio, a lottery-protected 2022 first-round pick, 2022 second-round pick (via Houston) and 2027 second-round pick (via Utah) on February 7, 2022.

**2021-22:** Appeared in 58 games (49 starts) for Indiana and Cleveland...averaged 17.0 points, 3.7 rebounds and 4.3 assists in 30.7 minutes...in 39 games (all starts) with the Pacers, averaged 18.7 points, 3.8 rebounds and 4.4 assists in 31.1 minutes...in 19 games (10 starts) with Cleveland, averaged 13.6 points, 3.4 rebounds and 3.9 assists in 30.7 minutes...scored in double figures 49 times...20+ points on 17 occasions, 30+ points four times and 40+ points on one occasion...tallied 8+ assists five times and 8+ rebounds three times...scored a season-high 42 points on 19-26 (.730) shooting from the field with a team-high eight assists and five rebounds in 41 minutes against Chicago on Feb. 4; his 42 points marked his third-highest total in his NBA career; had 22 points on 10-11 (.909) from the field in the first quarter (w/ Indiana)...chipped in a team-high 32 points, six rebounds and four assists in 38 minutes on March 30 vs. Dallas; scored 21 of his points in the 1st half, the most points by a Cavs player in an opening half this season (most since Darius Garland had 20 PTS in the 1st half on Feb. 12 at PHI)...finished with a team-high tying 22 PTS on 10-19 (.526) shooting from the field, 5 AST, 2 REB, a game-high tying 3 STL and 1 BLK in 36 MIN during his first start as a Cavalier on Feb. 11 at Indiana...in his Cavaliers debut on Feb. 9 vs. Spurs, recorded 11 PTS, 2 AST and 1 STL in 28 MIN.

**PROFESSIONAL CAREER:** Has appeared in 318 career regular season games (180 starts) over six seasons with Brooklyn, Indiana and Cleveland...owns career averages of 14.6 points, 3.8 rebounds, 4.0 assists and 1.08 steals in 27.6 minutes per game...also shooting .437 from the field, .333 from three and .737 from the foul line.

**2020-21:** Played in 47 games (39 starts) for Brooklyn and Indiana...set new career highs as he averaged 20.2 points, 4.6 rebounds, 5.2 assists and 1.4 steals over 47 games with the Brooklyn Nets (12) and Indiana Pacers (35)...Scored a season-high 43 points and set a new career-best with seven 3-pointers in Brooklyn's contest at Memphis, 1/8...Was acquired by the Pacers on Jan. 16 from Brooklyn via a four-team trade...Missed 26 games after the trade (Jan. 17-March 12) due to a medical condition...Made his Pacers debut as he finished with 13 points and seven rebounds during the road win at Phoenix, 3/13...Averaged 20.7 points, 4.6 rebounds, 4.9 assists and 1.5 steals per game for the Pacers...Scored 25 or more points eight times over his final 13 appearances...Posted four double-doubles with the Pacers, including his first-career instance with double-doubles in consecutive games as he posted three straight from May 6-10...Finished with 35 points, a career-high 14 rebounds and eight assists against Washington, 5/8...Scored 28 points and tied his career high with 12 assists against the Lakers, 5/15.

**2019-20:** Appeared in 45 games (31 starts) for the Nets...averaged 18.7 points, 4.2 rebounds and 4.4 assists in 29.6 minutes per contest...Shot .425 from the field, .364 from 3-point range and .711 from the free-throw line...Set single-season career-highs in all major statistical categories...Drew 31 starts, registering averages of 22.1 ppg (.448 FG, .374 3FG, .733 FT), 4.9 rpg, 5.2 apg and 1.4 spg in 32.7 mpg (+86)...Became the fourth player in franchise history to register a 50- point game (career-high 51 points on 3/3 at Boston) and a triple-double (27 points, 11 rebounds, 10 assists on 3/6 vs. San Antonio), joining Vince Carter, Kyrie Irving and Stephon Marbury...Was named to the NBA's All-Seeding Games Second Team after becoming one of just three players to average 25.0+ ppg, 5.0+ rpg and 5.0+ apg during the seeding games, joining Luka Doncic and James Harden...Recorded the first five 30-point games of his career, all within his last 20 games of the regular season...Missed 27 games due to injury (23 - right thumb sprain, one - right thumb surgery - injury management, one - left thigh contusion and one - left thigh contusion - injury management)...

**2018-19:** Appeared in 45 games (31 starts) for Brooklyn...averaged 18.7 points, 4.2 rebounds and 4.4 assists in 29.6 minutes per contest...Shot .425 from the field, .364 from 3-point range and .711 from the free-throw line...Set single-season career-highs in all major statistical categories...Drew 31 starts, registering averages of 22.1 ppg (.448 FG, .374 3FG, .733 FT), 4.9 rpg, 5.2 apg and 1.4 spg in 32.7 mpg (+86)...Became the fourth player in franchise history to register a 50- point game (career-high 51 points on 3/3 at Boston) and a triple-double (27 points, 11 rebounds, 10 assists on 3/6 vs. San Antonio), joining Vince Carter, Kyrie Irving and Stephon Marbury...Was named to the NBA's All-Seeding Games Second Team after becoming one of just three players to average 25.0+ ppg, 5.0+ rpg and 5.0+ apg during the seeding games, joining Luka Doncic and James Harden...Recorded the first five 30-point games of his career, all within his last 20 games of the regular season...Missed 27 games due to injury (23 - right thumb surgery, one - right thumb sprain, one - right thumb surgery - injury management, one - left thigh contusion and one - left thigh contusion - injury management)...

**2017-18:** Appeared in 71 games (10 starts) for the Nets...averaged 12.1 points, 3.7 rebounds, 4.2 assists and 1.2 steals in 26.2 minutes per game...shot .435 (320-of-735 FG), .347 (85-of-245 3FG) and .711 (133-of-187 FT)...Led or tied for the team lead in scoring nine times, rebounds three times, assists 15 times, steals 24 times, blocks five times and minutes played five times...Improved his averages in points, rebounds, assists, steals, minutes, 3-point field goal percentage and games played from his rookie season to his sophomore campaign...Led the team in steals per game and total steals, finished second on the team in total assists (third in assists per game) and led the team in deflections (152)...Finished third among all sophomores in assists per game and steals per outing...Was one of just four first or second-year players to average 12.0-plus points, 3.5-plus rebounds and 4.0-plus assists this season (Kris Dunn, Ben Simmons and Dennis Smith Jr.)...Became just the second Net to reach those averages in a season within the first two seasons of his NBA career (Kenny Anderson in the 1992-93 season)...Registered the first three double-doubles of his career, including a 21-point, 10-assist, five-rebound, no-turnover effort in a win over OKC on 12/7, becoming just the second player since 1983-84 to post 20-plus points, 10-plus assists, five-plus boards and no turnovers in a game off the bench (Larry Bird did so on 4/11/85 at Cleveland)...Recorded 10 games with 10-plus points, five-plus boards and five-plus assists off the bench, which marked the most such games for a Nets reserve since 1983-84 and the most such games for a reserve this season...Finished fourth in the league among all reserves in assists (263) and tied for third among reserves in steals (71); he was the only player with 700-plus points, 200-plus assists and 70-plus steals off the bench...Joined Darwin Cook (1981-82) as the only players in Nets history with 700 points and 200 assists off the bench in a season...His 263 assists off the bench were the second-most in a season for a Nets reserve since 1983-84, trailing only Leon Wood's 327 helpers (1986-87)...Posted the fourth-most steals for a Nets reserve since 1983-84, trailing only Dudley Bradley (88 in 1987-88), Pearl Washington (79 in 1987-88) and Andray Blatche (72 in 2012-13)...His six 20-point games off the bench were the sixth-most for a Nets reserve in a season since 1983-84 and the most for a Net in a sea- son since Brook Lopez's seven in the 2014-15 season...Registered a career-high 27 points (career-high five 3FGM) in 29 minutes off the bench on 3/4 at the Clippers...Totalled 19 points, a career-high 12 boards, eight assists and two steals in 35 minutes on 3/31 at Miami, becoming the first Nets reserve to ever reach those totals in a game and just the fifth player to reach those totals in a game off the bench...Notched a double-double with 12 points and 11 assists in 23 minutes on 12/29 at Miami...Missed 11 games due to injury (four - right knee sprain, three - sore left groin, two - left groin strain, one - right knee sprain/ concussion evaluation and one - right foot tendinitis)...

**2016-17:** Appeared in 57 games (26 starts) as a rookie with the Nets...averaged 8.2 points, 3.3 rebounds and 1.9 assists in 21.7 minutes per game...Shot .450 (171-of-380 FG), .321 (59-of-184 3FG) and .720 (67-of-93 FT)...Led or tied for the team lead in points and rebounds once, assists seven times and steals 16 times...Missed the first 20 games of the season (left foot rehab) and made his Nets/NBA debut on 12/7 vs. Denver, recording four rebounds and three steals in nine minutes...Totalled 18 points (4/6 at Orlando) and 19 points (4/8 vs. Chicago) in consecutive games after scoring 19 points once in his first 53 games (1/6 vs. Cleveland)...Averaged 15.3 points (.479 FG, .364 3FG), 4.3 rebounds and 1.5 assists in 26.2 mpg in his last four games of the season, scoring in double figures in a career-best four straight games to finish his rookie year...Had the best winning percentage of any Nets starter, compiling a record of 11-15 (.423)...Started each of the last 25 games he appeared in after drawing one start in his first 32 appearances of the season...The Nets were 7-4 when he scored 13+ points in a game...On 1/20 in New Orleans, he tallied 17 points (6-of-6 FG, 3-of-3 3FG, 2-of-2 FT), five rebounds and six assists in 25 minutes, becoming the first rookie since Philadelphia's Charles Barkley (27/13/85 vs. NYK) to post a 15/5/5 game without missing a shot from the field...Shot 28-of-80 (.350) from 3-point range after 3/1 after shooting .298 (31-of-104) from distance prior to 3/1...Finished sixth in Nets rookie history in 3-pointers made...Scored in double figures in three straight games (3/12 - 3/16)...Missed 21 games (inactive 19 times) due to injury (19 - left foot rehab and two - right knee soreness)...Missed one game (inactive) due to illness...Was a DNP - coach's decision twice...Missed one game due to rest.



**PLAYOFF CAREER:** In nine career postseason games (six starts), owns averages of 20.7 points, 5.2 rebounds, 5.9 assists and 1.11 steals in 31.6 minutes...in the **2020 Playoffs** with the Nets, started all four games during the First Round series against Toronto and averaged 20.3 points, 6.0 rebounds, 9.5 assists and 1.25 steals in 35.0 minutes...posted two double-doubles, including a 15-points, 15-assist effort against the Raptors on August 17...scored a playoff career-best 35 points, to go along with six rebounds, six assists and a 6-9 (.667) clip from beyond the arc on Aug. 23...during the **2019 Playoffs** with Brooklyn, averaged 21.0 points, 4.6 rebounds, 3.0 assists and 1.0 steal in 28.8 minutes over five games (two starts)...had three games of at least 23 points in the First Round series versus Philadelphia...scored in double figures in all five games...recorded a then playoff career-high 26 points on 10-of-17 shooting from the floor in addition to seven rebounds and two steals in 28 minutes of play in Game 3 on April 18...Also totaled 25 points in Game 4 on April 20, becoming the first Nets guard since Vince Carter in 2007 to record 25+ points in consecutive postseason games.

**COLLEGE CAREER:** Played four seasons at Michigan...appeared in 103 career games (70 starts), recording averages of 10.4 points, 3.5 rebounds and 2.7 assists in 26.4 minutes per game...helped lead the Wolverines to three NCAA Tournament appearances, including trips to the National Championship game in 2013 and the Elite Eight in 2014...finished his collegiate career with 98 wins, just six wins away from the all-time Michigan record (104)...became the 64th Wolverine to appear in 100+ career games...in **2015-16**, appeared in 15 games (14 starts), posting averages of 16.5 points, 5.3 rebounds and 4.9 assists in 30.9 minutes per game...shot .506 from the field and .446 from 3-point range...earned the Big Ten Sportsman-ship Award...named Big Ten Player of the Week on 12/21...recorded the fourth triple-double in Michigan history with 13 points, a season-high 10 rebounds and a season-high-tying 10 assists at Northern Kentucky on 12/15...also recorded a season high-tying 10 assists at Illinois on 12/30...scored a season-best 29 points vs. Xavier on 11/20...missed 21 games due to a left foot injury...in **2014-15**, appeared in 18 games (all starts), recording averages of 14.9 points, 4.9 rebounds and 3.7 assists in 35.8 minutes per game...finished second on the team in assists (67) and steals (32) de- spite an injury-shortened campaign...posted his second straight 30+ steals season...scored a career-high 32 points against NJIT on 12/6, marking his first career 30-point game...Grabbed a season-best nine rebounds against Detroit on 11/20...recorded a season-high nine assists vs. Hillsdale on 11/15 along with 20 points and eight rebounds...swiped a career-high-tying four steals vs. Minnesota on 1/10...missed 14 games due to a left foot injury...in **2013-14:** Averaged 12.9 points, 4.3 rebounds and 2.9 assists in 34.0 minutes per game in 37 games...Shot .439 from the field and .408 from 3-point range...earned 2014 All-Big Ten second-team and 2014 NCAA Tournament Midwest Regional All-Tournament team honors...helped Michigan to its first outright Big Ten regular-season title in 28 years (1986) after the team went 15-3 in conference play...was one of two Wolverines to start all 37 games along with Glenn Robinson III...Totalled seven games of 20+ points...Finished first on the team in steals (44), second in assists (109) and third in 3-pointers made (60)...Scored a season-high 25 points (7-of-13 FG, 5-of-6 3FG) vs. Wisconsin on 2/16...recorded his first career double-double with a career-best 11 rebounds and 14 points vs. Purdue on 1/30...in **2012-13**, appeared in 33 games (one start), averaging 2.3 points and 1.1 rebounds in 10.7 minutes per game...Started his first collegiate game against Central Michigan on 12/29, recording a season-high-tying nine points, five assists and two rebounds in 32 minutes.

**PERSONAL:** Mother is Kim LeVert...has a brother, Darryl...would like to become a basketball coach after his playing career is over...played football and tennis growing up, in addition to basketball...lists Michigan's run to the national championship game in 2013 as his most memorable achievement in basketball...favorite restaurant is Chipotle...lists He Got Game as his favorite movie and Power as his favorite television show...Miami is his favorite vacation destination...Allen Iverson was his favorite basketball player growing up...lists juggling as his off-court hidden talent...favorite holiday is Christmas...favorite athlete in another sport is Usain Bolt.

CARIS LEVERT																								
NBA REGULAR SEASON																								
TEAM	YEAR	GP	GS	MIN	MPG	TOTAL			GM	GA	PCT	3-POINT			FREE THROWS			OFF	REBOUNDS			AST	APG	PF
						FGM	FGA	PCT				FTM	FTA	PCT	FTM	FTA	PCT		DEF	TOT	RPG			
BKN	16-17	67	26	1237	21.7	171	300	.450	59	184	.321	67	183	.372	23	165	188	3.3	110	1.9	91	1	49	0.9
BKN	17-18	71	10	1064	26.3	300	735	.435	85	245	.347	133	187	.711	53	207	260	3.7	299	4.2	159	0	82	1.2
BKN	18-19	40	25	1063	26.6	207	483	.429	48	154	.312	85	123	.691	35	116	151	3.8	156	3.9	77	0	42	1.1
BKN	19-20	45	31	1330	29.6	311	732	.425	80	220	.364	140	197	.711	49	140	189	4.2	199	4.4	81	0	53	1.2
BKN-IND	20-21	47	39	1486	31.6	359	814	.441	84	258	.326	146	180	.811	33	181	214	4.6	245	5.2	105	0	66	1.4
IND-CLE	21-22	58	49	1781	30.7	379	854	.444	82	256	.320	146	193	.756	45	171	214	3.7	248	4.3	131	1	51	0.9
TOTAL		318	180	8761	27.6	1747	3958	.437	438	1317	.333	717	973	.737	236	860	1216	3.8	1257	4.0	644	2	343	1.1
NBA PLAYOFFS																								
TEAM	YEAR	GP	GS	MIN	MPG	TOTAL			GM	GA	PCT	3-POINT			FREE THROWS			OFF	REBOUNDS			AST	APG	PF
						FGM	FGA	PCT				FTM	FTA	PCT	FTM	FTA	PCT		DEF	TOT	RPG			
BKN	18-19	5	2	144	28.8	36	73	.493	12	26	.462	21	29	.724	6	17	23	4.6	15	3.0	8	0	5	1.0
BKN	19-20	4	4	140	35.0	27	73	.370	9	21	.429	18	25	.720	8	16	24	6.0	38	9.5	7	0	5	0.7
TOTAL		9	6	284	31.6	63	146	.432	21	47	.447	39	54	.722	14	33	47	5.2	53	5.9	15	0	10	1.1

LEVERT HIGHS	2021-22 SEASON HIGHS	CAREER HIGHS	PLAYOFF HIGHS
Points	42 vs. CHI 2/4/22	51 at BOS 3/3/20	35 vs. TOR 8/23/20
Field Goals Made	19 vs. CHI 2/4/22	19 vs. CHI 2/4/22	11 vs. TOR 8/23/20
Field Goals Attempted	26 vs. CHI 2/4/22	30 vs. WAS 5/8/21	23 vs. TOR 8/23/20
Three Point Field Goals Made	4 3 times	7 at MEM 1/8/21	6 vs. TOR 8/23/20
Three Point FG Attempted	12 vs. CHA 12/29/21	12 vs. CHA 12/29/21	9 vs. TOR 8/23/20
Free Throws Made	10 vs. MIA 12/3/21	12 at BOS 3/3/20	7 vs. TOR 8/23/20
Free Throws Attempted	11 vs. MIA 12/3/21	18 at BOS 3/3/20	10 vs. TOR 8/23/20
Offensive Rebounds	3 5 times	5 vs. IND 10/30/19	4 vs. PHI 4/18/19
Defensive Rebounds	9 at LAC 1/17/22	11 vs. WAS 5/8/21	5 3 Times
Total Rebounds	9 at LAC 1/17/22	14 vs. WAS 5/8/21	7 3 Times
Assists	11 vs. HOU 12/23/21	13 at LAC 8/9/20	15 at TOR 8/17/20
Steals	3 2 times	6 at CHA 2/22/20	2 3 Times
Blocks	3 2 times	3 6 times	1 3 Times
Minutes Played	43 at OKC 1/28/22	43 at OKC 1/28/22	42 vs. PHI 4/20/19



**ROBIN**  
**LOPEZ**

**HEIGHT** 7'0

**POSITION** CENTER

**DOB** 04.01.1988

**FROM** STANFORD

**YEARS PRO** 14

**#33**



**DRAFTED:** Selected by the Phoenix Suns in the first round (15th overall pick) of the 2008 NBA Draft

**HOW ACQUIRED:** Signed as a free-agent on July 7, 2022.

**2021-22:** Played in 36 games (nine starts), averaging 7.1 points and 3.5 rebounds in 17.0 minutes. Scored 10 or more points on 11 occasions and 20 or more points on one occasion...grabbed 10 or more rebounds on two occasions both of which were double-doubles...recorded three double-doubles on the season...tallied a season-high 20 points, 10 rebounds, four assists and one block in 38 minutes on Dec. 18, 2021 at Brooklyn...finished with a career-high 11 assists on Dec. 22, 2021, recording five more assists than his previous career-high.

**PROFESSIONAL CAREER:** Has played 14 NBA seasons with Phoenix, New Orleans, Portland, New York, Chicago, Milwaukee, Washington and Orlando, appearing in 939 games (603 starts). Hold career averages of 8.7 points, 4.9 rebounds and 1.10 blocks in 21.9 minutes. Since 2008, Lopez is one of seven NBA players to shoot .530+ FG% and .700+ FT% over that span, joining Jonas Valanciunas, Enes Freedom, Nikola Jokic, Giannis Antetokounmpo, Domantas Sabonis and Amar'e Stoudemire (min. 400 games played).

**2020-21:** Played in 71 games (nine starts) with Washington, averaging 9.0 points and 3.8 rebounds in 19.1 minutes...while shooting .633 (269-425) from the field...ranked third in the NBA in field goal percentage...led (or tied) the team in scoring once and in rebounding four times...scored in double figures 35 times and 20+ points twice, including a season-high 24 points on May 6 at Toronto...recorded 10+ rebounds three times and had three double-doubles...also appeared in five playoff games, averaging 7.4 points and 1.8 rebounds in 14.6 minutes, while shooting .720 (18-25) from the field.

**2019-20:** Played in 66 games (five starts) with Milwaukee, averaging 5.4 points and 2.4 rebounds in 14.5 minutes...scored in double figures 13 times...also played in three postseason outings, averaging 2.0 points and 1.3 rebounds in 7.0 minutes...recorded a season-high 17 points and three rebounds on Dec. 28, 2019 vs. Orlando...blocked a season-high four shots on Dec. 30, 2019 at Chicago.

**2018-19:** Appeared in 74 games (36 starts) with Chicago, averaging 9.5 points, 3.9 rebounds, 1.2 assists and 1.05 blocks in 21.7 minutes while shooting .568 (304-535) from the field...ranked 13th in the NBA in field goal percentage and 31st in blocked shots...scored in double figures 33 times and 20+ points seven times...had 10+ rebounds twice and recorded two double-doubles...scored a season-high 29 points to go with seven rebounds, two assists and one block in 30 minutes on April 1, 2019 at New York...grabbed a season-high 11 rebounds on March 1, 2019 at Atlanta.

**2017-18:** Played and started in 64 games with Chicago, averaging a career-high 11.8 points, 4.5 rebounds, and 1.9 assists in 26.4 minutes...while shooting .530 (342-645) from the field...Ranked 17th in the NBA in field goal percentage...scored in double figures 45 times and 20+ points six times...Had three games with 10+ rebounds and had three double-doubles...dished out a then career-high six assists on Jan. 3 vs. Toronto...

**2016-17:** Appeared and started in 81 games with Chicago, averaging 10.4 points, 6.4 rebounds, and 1.44 blocks in 28.0 minutes...ranked 11th in the NBA in blocked shots...Scored in double figures 47 times and had 20+ points three times...pulled down 10+ rebounds 13 times and had eight double-doubles...recorded two-or-more blocks 33 times, including a career-high eight blocked shots on Nov. 30 vs. L.A. Lakers...suspended for one game (Mar. 22) by the NBA...Also played and started in six playoff contests, averaging 12.7 points, 7.2 rebounds and 1.00 blocks in 27.0 minutes, while shooting .654 (34-52) from the field...chipped in a season-high 25 points, 12 rebounds and two assists in 33 minutes on March 17, 2017 at Washington...grabbed a season-high 14 rebounds in 33 minutes on Dec. 5, 2016 vs. Portland.

**2015-16:** Played and started in all 82 games with New York, averaging 10.3 points, 7.3 rebounds, 1.4 assists and 1.57 blocks in 27.1 minutes, while shooting .539 (357-662) from the floor...ranked ninth in the NBA in field goal percentage and 15th in blocked shots...it was the third time during his NBA career that he has played and started in all 82 games...scored in double figures 38 times and had 20+ points eight times...Had 23 points and a career-high 20 rebounds on Mar. 20 vs. Sacramento for the first 20-20 game of his career...pulled down 10+ rebounds 18 times and recorded 15 double-doubles...Notched two-or-more blocked shots 38 times.

**2014-15:** Appeared and started in 59 games with Portland, averaging 9.6 points, 6.7 rebounds and 1.42 blocks in 27.8 minutes, while shooting .535 (234-437) from the field...Ranked 19th in the NBA in blocked shots...scored in double figures 29 times and had 20+ points once...pulled down 10+ rebounds eight times and recorded six double-doubles...also played and started in five playoff contests, averaging 5.2 points, 4.4 rebounds and 1.00 blocks in 23.4 minutes.

**2013-14:** Played and started in all 82 games with Portland, averaging 11.1 points, a career-high 8.5 rebounds and a career-high 1.70 blocks in a career-best 31.7 minutes, while shooting .551 (355-644) from the floor...ranked seventh in the NBA in field goal percentage, eighth in blocked shots and tied for 25th in rebounding...second consecutive season starting in all 82 games...scored in double figures 54 times and had 20+ points once...set a Portland franchise record with 326 offensive rebounds...tallied 10+ rebounds 33 times and recorded a career-best 29 double-doubles...Also played and started in 11 playoff outings, averaging 10.0 points, 9.2 rebounds and 1.82 blocks in 33.4 minutes.

**2012-13:** Appeared and started in 82 games with New Orleans, averaging 11.3 points, 5.6 rebounds and 1.56 blocks in 26.0 minutes while shooting .534 (384-719) from the floor...ranked 14th in the NBA in blocked shots and 15th in field goal percentage...scored in double figures 46 times and 20+ points 10 times...pulled down 10+ rebounds 10 times and had nine double-doubles.

**2011-12:** Played in 64 games with Phoenix, averaging 5.4 points and 3.3 rebounds in 14.0 minutes...scored in double figures 11 times and 20+ points once...scored a season-high 21 points to go with seven rebounds in 27 minutes on Dec. 26, 2011 vs. New Orleans...grabbed a season-high 12 rebounds in 18 minutes on January 6, 2012 vs. Portland.

**2010-11:** Appeared in 67 games (56 starts) with Phoenix, averaging 6.4 points and 3.2 rebounds in 14.8 minutes while shooting .501 (179-357) from the floor...scored in double figures 18 times...Had two double-doubles.

**2009-10:** Played in 51 games (31 starts) with Phoenix, averaging 8.4 points, 4.9 rebounds and 1.04 blocks in 19.3 minutes, while shooting .588 (171-291) from the floor...scored in double figures 21 times and 20+ points twice, including a career-high 30 points on Feb. 26 vs. L.A. Clippers...had 10+ rebounds four times and recorded four double-doubles...also played and started in six postseason contests, averaging 7.8 points and 4.0 rebounds in 17.3 minutes.

**2008-09:** Appeared in 60 games (seven starts) during his rookie campaign with Phoenix, averaging 3.2 points and 2.0 rebounds in 10.2 minutes...Made his NBA debut on Oct. 29 at San Antonio, tallying three points, two rebounds and a blocked shot in 8:58 played...Scored in double figures three times...had 10+ rebounds once.

**PLAYOFF CAREER:** Has reached the playoffs in six of his 14 NBA seasons, appearing in 36 games (28 starts) with averages of 8.4 points on .575 shooting from the field, 5.6 rebounds and 1.00 blocks in 23.4 minutes per game...in the **2021 Playoffs** with Washington, played in five contests while averaging 7.4 points on .720 shooting from the field, 1.8 rebounds and 0.8 blocks in 14.6 minutes...during the **2020 Playoffs** with Milwaukee, played in three games with averages of 2.0 points and 1.3 rebounds in 7.0 minutes...with Chicago during the **2017 Playoffs**, averaged a career-high 12.7 points, 7.2 rebounds and 1.00 blocks in 27.0 minutes over six games (all starts)...notched a double-double with 14 points and 10 rebounds in 34 minutes at Boston on April 16...started all five contests in the **2015 Playoffs** with Portland...averaged 5.2 points, 4.4 rebounds and 1.00 blocks in 23.4 minutes...averaged double figures in scoring with the Trail Blazers during the **2014 Playoffs**, starting all 11 games and averaging 10.0 points, a playoff career-best 9.2 rebounds and playoff career-best 1.82 blocks in 33.4 minutes...posted his first career playoff double-double (10 PTS, 11 REB) at San Antonio on May 6...pulled down a playoff career-high 13 boards to go with nine points versus the Spurs on May 12...in the **2010 Playoffs** with Phoenix, started all six games with averages of 7.8 points and 4.0 rebounds in 17.3 minutes...scored a postseason career-high 20 points (8-10 FG, 4-4 FT) in 30 minutes against the Lakers on May 23.

**PERSONAL:** Full name is Robin Byron Lopez...mother, Deborah Ledford, was a collegiate swimmer at Stanford, ranked second in the world in the 400 individual medley, and tried out for the 1968 U.S. Olympic team...In addition to his twin brother, Brook, who he played with at Stanford and is also a 14-year NBA veteran, has two other brothers, Alexander and Christopher, and one sister, Ursula Richardson...oldest brother, Alexander, who is 6-foot-10, played college basketball at Santa Clara and Washington, while older brother, Christopher, who is 6-foot-7, passed on college basketball scholarships to pursue a career as a movie producer...selected to 2008 USA Basketball Men's Select Team, and was one of just three rookies named to the squad, joining Jerryd Bayless and Kevin Love...film enthusiast who also enjoys comic books, drawing, writing, Disney, playing volleyball and swimming...after his playing career, would like to work as a designer for film or television...you can follow him on Twitter: @rolopez42 and on Instagram: @gustogummi88.

# ROBIN LOPEZ

## NBA REGULAR SEASON

TEAM	YEAR	GP	GS	MIN	MPG	TOTAL			3-POINT			FREE THROWS			REBOUNDS			AST	APG	PF	DQ	STL	SPG	BLK	BPG	PTS	PPG	
						FGM	FGA	PCT	GM	GA	PCT	FTM	FTA	PCT	OFF	DEF	TOT											RPG
PHX	08-09	60	7	614	10.2	71	137	.518	0	1	.000	47	68	.691	52	66	118	2.0	8	0.1	97	0	11	0.2	41	0.7	189	3.2
PHX	09-10	51	31	986	19.3	171	291	.588	0	0	---	88	125	.704	104	144	248	4.9	7	0.1	117	1	10	0.2	53	1.0	430	8.4
PHX	10-11	67	56	991	14.8	179	357	.501	0	0	---	74	100	.740	82	134	216	3.2	8	0.1	143	1	18	0.3	45	0.7	432	6.4
PHX	11-12	64	0	695	14.0	124	269	.461	0	0	---	100	140	.714	90	119	209	3.3	20	0.3	128	1	18	0.3	60	0.9	348	5.4
NO	12-13	82	82	2136	26.0	384	719	.534	0	0	---	161	207	.778	226	226	452	5.6	64	0.8	167	1	32	0.4	128	1.6	929	11.3
POR	13-14	82	82	2604	31.8	355	644	.551	0	1	.000	198	242	.818	326	374	700	8.5	73	0.9	196	2	25	0.3	139	1.7	908	11.1
POR	14-15	59	59	1638	27.8	234	437	.535	0	1	.000	98	127	.772	190	204	394	6.7	55	0.9	122	0	16	0.3	84	1.4	566	9.6
NYK	15-16	82	82	2219	27.1	357	662	.539	0	1	.000	128	161	.795	268	334	602	7.3	114	1.4	182	2	16	0.2	129	1.6	842	10.3
CHI	16-17	81	81	2272	28.0	382	775	.493	0	2	.000	75	104	.721	244	276	520	6.4	80	1.0	151	0	18	0.2	117	1.4	839	10.4
CHI	17-18	64	64	1690	26.4	342	645	.530	4	14	.286	68	90	.756	134	156	290	4.5	124	1.9	109	1	14	0.2	53	0.8	756	11.8
CHI	18-19	74	36	1606	21.7	304	535	.568	7	31	.226	89	123	.724	140	146	286	3.9	89	1.2	124	0	11	0.1	78	1.1	704	9.5
MIL	19-20	66	5	958	14.5	147	299	.492	35	105	.333	28	53	.528	56	105	161	2.4	45	0.7	96	1	10	0.2	45	0.7	357	5.4
WAS	20-21	71	9	1354	19.1	269	425	.633	5	18	.278	99	137	.723	141	131	272	3.8	55	0.8	109	0	15	0.2	44	0.6	642	9.0
ORL	21-22	35	9	612	17.0	110	199	.553	2	6	.333	32	54	.593	68	58	126	3.5	54	1.5	67	1	2	0.1	18	0.5	254	7.1
TOTAL		939	603	20575	21.9	3429	6394	.536	53	180	.294	1285	1731	.740	2121	2483	4604	4.9	796	0.8	1908	11	216	0.2	1034	1.1	8196	8.7

## NBA PLAYOFFS

TEAM	YEAR	GP	GS	MIN	MPG	TOTAL			3-POINT			FREE THROWS			REBOUNDS			AST	APG	PF	DQ	STL	SPG	BLK	BPG	PTS	PPG	
						FGM	FGA	PCT	GM	GA	PCT	FTM	FTA	PCT	OFF	DEF	TOT											RPG
PHX	09-10	6	6	104	17.3	19	35	.543	0	0	---	9	9	1.000	12	12	24	4.0	0	0.0	11	0	2	0.3	1	0.2	47	7.8
POR	13-14	11	11	367	33.4	43	88	.489	0	0	---	24	36	.667	47	54	101	9.2	9	0.8	40	2	5	0.5	20	1.8	110	10.0
POR	14-15	5	5	117	23.4	9	15	.600	0	0	---	8	8	1.000	9	13	22	4.4	3	0.6	15	0	1	0.2	5	1.0	26	5.2
CHI	16-17	6	6	162	27.0	34	52	.654	0	0	---	8	8	1.000	28	15	43	7.2	5	0.8	13	0	3	0.5	6	1.0	76	12.7
MIL	19-20	3	0	21	7.0	3	4	.750	0	0	---	0	0	---	0	4	4	1.3	0	0.0	2	0	0	0.0	0	0.0	6	2.0
WAS	20-21	5	0	73	14.6	18	25	.720	0	0	---	1	4	.250	4	5	9	1.8	0	0.0	7	0	0	0.0	4	0.8	37	7.4
TOTAL		36	28	844	23.4	126	219	.575	0	0	---	50	65	.769	100	103	203	5.6	17	0.5	88	2	11	0.3	36	1.0	302	8.4

LOPEZ HIGHS	2021-22 SEASON HIGHS	CAREER HIGHS	PLAYOFF HIGHS
Points	<b>20</b> at BKN 12/18/21	<b>30</b> vs. LAC 2/26/10	<b>20</b> vs. LAL 5/23/10
Field Goals Made	<b>10</b> at BKN 12/18/21	<b>13</b> vs. LAC 2/26/10	<b>8</b> 3 Times
Field Goals Attempted	<b>22</b> at BKN 12/18/21	<b>22</b> @ BKN 12/18/21	<b>14</b> at HOU 4/30/14
Three Point Field Goals Made	<b>1</b> 2 Times	<b>3</b> 3 Times	-
Three Point FG Attempted	<b>1</b> 6 Times	<b>6</b> @ DEN 3/9/20	-
Free Throws Made	<b>3</b> 2 Times	<b>15</b> at IND 11/21/12	<b>6</b> at SAS 5/6/14
Free Throws Attempted	<b>5</b> at MIA 10/25/21	<b>17</b> at IND 11/21/12	<b>7</b> 2 Times
Offensive Rebounds	<b>7</b> at WAS 1/12/22	<b>11</b> vs. BOS 2/2/16	<b>7</b> 2 Times
Defensive Rebounds	<b>5</b> at TOR 3/4/22	<b>13</b> vs. SAC 3/20/16	<b>8</b> vs. HOU 4/27/14
Total Rebounds	<b>11</b> at WAS 1/12/22	<b>20</b> vs. SAC 3/20/16	<b>13</b> vs. SAS 5/12/14
Assists	<b>11</b> at ATL 12/22/21	<b>11</b> at ATL 12/22/21	<b>4</b> at BOS 4/26/17
Steals	<b>1</b> 2 Times	<b>3</b> vs. CLE 11/4/14	<b>2</b> at BOS 4/18/17
Blocks	<b>2</b> 3 Times	<b>8</b> vs. LAL 11/30/16	<b>4</b> 2 Times
Minutes Played	<b>38</b> at BKN 12/18/21	<b>45</b> vs. GSW 4/13/14	<b>39</b> 2 Times



**KEVIN**  
**LOVE**

**HEIGHT** 6'8

**DOB** 09.07.1988

**YEARS PRO** 14

**POSITION** FORWARD

**FROM** UCLA

**#0**



**DRAFTED:** Selected by the Memphis Grizzlies in the first round (5th overall pick) of the 2008 NBA Draft.

**HOW ACQUIRED:** Acquired in a three-team trade that sent guard Andrew Wiggins and forward Anthony Bennett to Minnesota and a protected 2015 first round pick (via Miami) to Philadelphia on August 23, 2014. Minnesota acquired forward Thaddeus Young from the 76ers, while Philadelphia received forward Luc Mbah a Moute and guard Alexey Shved from the Timberwolves; signed a new multi-year contract extension with the Cavaliers on July 24, 2018.

**2021-22:** Appeared in a team-high 74 games (four starts) with Cleveland...Runner-up for the NBA's Sixth Man of the Year award...averaged 13.6 points, 7.2 rebounds and 2.2 assists in 22.5 minutes...scored in double figures 53 times...20+ points on 15 occasions and 30+ points on two occasions...tallied 15 double-doubles and 17 games with 10+ rebounds...recorded the most three-pointers off the bench in a single season in Cavaliers history (173), passing Kyle Korver (153 3FGM off the bench in 2017-18)...finished the season 2nd in the NBA for three-pointers off the bench and 3rd in Cavaliers history in total three-pointers in a season (187)...tied-1st in the NBA in total charges drawn (26)...recorded a season-high 35 points and 11 rebounds in 30 minutes off the bench on Dec. 31 vs Atlanta; became the second Cavaliers player in team history with 35+ PTS and 10+ REB off the bench (Campy Russell, 35 PTS, 14 REB on Dec. 30, 1975 vs. KC)...finished with a game-high 32 points on 10-16 (.625) shooting from the field, including 8-11 (.727) shooting from beyond the arc, a team-high tying 10 rebounds, two assists and one steal in 15 minutes off the bench on April 10 vs Milwaukee; became the first player in the shot clock era (since 1954) to record 30+ PTS and 10+ REB in 15 or

fewer minutes...tallied 20 points, 11 rebounds, three assists and one steal in 24 minutes off the bench on Jan. 25 versus the Knicks; his 11 DREB gave him 3,279 DREB w/ Cavs, passing Tristan Thompson (3,278 DREB) for 4th on the Cavs all-time DREB list...recorded 22 points and nine rebounds in 18 minutes on Dec. 26 vs. Toronto; became the first Cavs player in team history with 22+ PTS and 9+ REB in 18 MIN or fewer...passed Campy Russell (6,588 PTS) for 10th place on the Cavs all-time scoring list with his 15th and final point at Milwaukee on Dec. 18...on April 5 at Orlando, passed Larry Nance Sr. for 9th on the Cavaliers all-time scoring list...in the month of December, made 57 three-pointers which was the 2nd-most in the entire NBA...averaged 20.1 PPG, 8.3 RPG and 2.0 APG in 23.6 MPG on 41.0 (.513) FG% and 28-57 (.491) 3FG% over a 7-game stretch from Dec. 13-30; became the first player in NBA history in the modern shot clock era (since 1954) to average 20.0+ PPG and 8.0+ RPG in under 24.0 MPG over a 7-game span.

**PROFESSIONAL CAREER:** Owns career averages of 17.6 points on .441 shooting, 10.7 rebounds and 2.4 assists in 30.9 minutes in 812 games (659 starts) over 14 seasons with Minnesota and Cleveland...also shooting .373 from three-point range and .829 from the free throw line for his career...has 456 double-doubles and three triple-doubles...has averaged at least 9.0 rebounds in 12 of his 14 NBA seasons...since 1980-81, he is one of only four players to have at least two seasons with 26.0 points and 12.5 rebounds (2011-12, 2013-14), along with Shaquille O'Neal (4), Moses Malone (2) and Gheorghe Mureșanu (2)...is the only player in league history to average 10.0 rebounds and make over 1,400 three-pointers...has an NBA-record 28 career games with at least 25 points, 15 rebounds and three three-pointers...ranks in the Top 10 in Cavaliers history in three-pointers made (2nd, 1,027), defensive rebounds (4th, 3,482), total rebounds (7th, 4,213), free throws made (8th, 1,505) and points scored (9th, 7,316).

**2020-21:** Played in 25 games (all starts) for Cleveland...averaged 12.2 points, 7.4 rebounds and 2.5 assists in 24.9 minutes...had 5 double-doubles, including season highs of 30 points and 14 rebounds in a win over Boston on May 12; was his 60th career game of at least 30 points and 10 rebounds...recorded his 13,000th career point with his seventh point at Detroit on Dec. 26...in a win at Charlotte on April 14, recorded his 8,000th career rebound with his sixth board of the night; became just 1 of 5 players in NBA history with at least 13,000 points, 8,000 rebounds and 1,000 three-pointers (LeBron James, Dirk Nowitzki, Antawn Jamison, Jason Kidd)...connected on seven three-pointers (7-10 3FG) en route to 25 points (9-14 FG), six rebounds and three assists in 29 minutes against Miami on May 1...with his third three-pointer against New Orleans on April 11, he moved past Mark Price (802 3FGM) for the 2nd-most threes made in Cavaliers history...with his fourth and final three-pointer made against Toronto on April 10, became just the 3rd player in Cavaliers history to make 800 triples in a Wine & Gold uniform, joining LeBron James (1,251) and Mark Price (802)...recorded his 500th career steal with his lone swipe against Dallas on May 9...missed 34 game due to a right calf strain on Dec. 23 and Dec. 29-March 3...missed 9 games due to right calf soreness from May 16-29...missed 1 game due to a left knee contusion on May 7...missed 3 games due to injury management of his right calf strain on May 10 and May 14-16.

**2019-20:** Appeared in 56 games (all starts) for Cleveland...averaged 17.6 points on .450 shooting from the field, 9.8 rebounds (13th in NBA) and 3.2 assists in 31.8 minutes per contest...also shot .854 from the foul line and .374 from three-point range...posted 23 double-doubles...made a team-high 146 three-pointers, which was tied for the 11th-most in a single season in franchise history...knocked down a three-pointer in 49 of 56 games and two threes or more 39 times...had a streak of 14 consecutive games (Jan. 18-Feb. 26) with at least two three-pointers made, the longest in Cavaliers history...one of only 4 NBA players to average at least 9.0 rebounds and 2.0 three-pointers per game (Karl-Anthony Towns, Luka Dončić, Kristaps Porziņģis)...scored at least 20 points 23 times and 30 points four times, including a season-high 33-point, 13-rebound, 6-assist outing against New York on Feb. 3...had 10+ rebounds 24 times, 15+ rebounds seven times and one 20+ rebound performance...In the season opener, recorded a game-high 18 rebounds, which tied Žydrūnas Ilgauskas for the 3rd-most boards ever recorded by a Cavalier in a season opener...had a near triple-double in with 21 points (5-8 FG, 3-5 3FG, 8-9 FT), a game-high tying 13 rebounds, a team-high nine assists and two steals in 33 minutes against Indiana on Oct. 26; his nine assists were the most he has recorded as a member of the Cavaliers...had a double-double (17 PTS, 6-10 FG, 20 REB, 6 AST, 1 STL, 31 MIN) in a win over Chicago on Oct. 30, which included 16 rebounds in the first half, tying the franchise record for rebounds in any half...through the first five games of the season, had 60 points, 84 rebounds and 24 assists; Wilt Chamberlain (1966) is the only other player to hit all three marks in his team's first five games of the season...made his 4,000th career field goal with his first make at New York on Nov. 10; also passed Bingo Smith (3,057 REB) for sole possession of the 10th-most rebounds in franchise history with his first board that night...passed Larry Nance (2,494 DREB) for the 8th-most defensive rebounds against Miami on Nov. 14...tallied 30 points on 12-15 (.800) shooting from the field and nine rebounds in 36 minutes vs. Detroit on Jan. 7; his .800 mark from the field was the 2nd-highest FG% of his NBA career with at least 10 attempts (.833, 10-12 FG vs. UTA on 2/25/09)...moved past Kyrie Irving (723 3FGM) for 3rd place in three-pointers made with his 4th triple against New York on Jan. 20...passed Jim Chones (2,750 DREB) for 7th place in defensive rebounds against Golden State on Feb. 1...played in his 700th career regular season game against Golden State on Feb. 1...made his 1,200th career three-pointer with his second triple against Miami on Feb. 24...had 7+ assists five times (3/10 at CHI, 2/29 vs. IND, 12/18 vs. CHA, 11/29 vs. MIL, 10/26 vs. IND)...led the Cavs in rebounds 25 times, scoring 14 times, blocks 10 times, assists nine times and steals eight times...was a DND once...missed three games due to a low back contusion on Nov. 18 and Nov. 23-25, one game due to an illness on Dec. 6, one game due to a right hip contusion on Dec. 18, two games due to rest on Jan. 5 and Jan. 14 and two games due to right Achilles soreness on Feb. 12 and Feb. 22...was placed on the Inactive List six times.

**2018-19:** Played in 22 games (21 starts) for Cleveland...averaged 17.0 points, 10.9 rebounds and 2.2 assists in 27.2 minutes per game...shot .361 from beyond the arc and a career-high .904 from the foul line...recorded 12 double-doubles...scored in double figures in 19 games...tallied 20 points or more eight times and 30 points or more once...had five games with at least 20 points and 10 rebounds...pulled down at least 10 rebounds on 13 occasions...recorded 25 points, a season-high tying 19 rebounds and a season-best seven assists in 39 minutes at Minnesota on Oct. 19...made at least 10 free throws on four occasions...tallied a season-high 32 points (9-15 FG, 6-9 3FG, 8-8 FT) and 12 rebounds versus Memphis on Feb. 23; also recorded his 300th career block that night...passed Jim Brewer (2,259 DREB) for the 9th-most defensive rebounds in franchise history with his fourth defensive board against Orlando on March 3...made his 3,000th career free throw with his fourth foul shot start against Toronto on March 11...scored his 12,000th career point with his basket at the 1:41 mark of the fourth quarter at San Antonio on March 28, becoming just the 8th player in NBA history to accumulate at least 12,000 points, 7,000 rebounds and 1,000 three-pointers (Dirk Nowitzki, Jason Kidd, Kobe Bryant, Paul Pierce, LeBron James, Rashied Wallace, Antawn Jamison)...led or tied for the team lead in rebounds 14 times, points eight times, blocks four times, steals two times and assists once...was a DND six times...missed four games due to left foot soreness from 10/25-11/1; missed 47 games due to left foot surgery from 11/3-2/5 and on 2/9; missed two games due to left foot surgery - rest on 2/13 and 3/2; missed one game due to return from injury management-left foot on 3/12; missed one game due to a low back contusion on 3/18; missed four games due to left shoulder soreness from 3/30-4/5; missed one game due to load management-left shoulder on 4/9...was placed on the Inactive List five times.



**2017-18:** Played in 59 games (all starts) for Cleveland...averaged 17.6 points and a team-high 9.3 rebounds (12th in NBA), including 7.5 defensive boards (11th in NBA), in 28.0 minutes...selected as a 2018 NBA All-Star; his fifth All-Star selection, but did not play due to injury...shot .458 from the field, .415 from beyond the arc (2nd highest of his career; 19th in NBA) and a career-high .880 from the foul line (12th in NBA)...recorded 31 double-doubles (tied-15th in NBA); had a season-long streak of five straight double-doubles from Oct. 24-Nov. 1...was one of just four NBA players to make at least 100 three-pointers while averaging at least 9.0 rebounds (Karl-Anthony Towns, Nikola Jokic, DeMarcus Cousins)...scored in double figures in 51 games, including in a season-long 22 straight appearances from Nov. 15-Jan. 2...tallied 20 points or more 26 times, including a season-long stretch of six games from Dec. 17-30, and 30 points or more on three occasions...had 17 games with at least 20 points and 10 rebounds...pulled down at least 10 rebounds on 31 occasions...against Milwaukee on Nov. 7, had 32 points (9-14, .643), 16 rebounds (season-high 8 offensive) and set season highs in free throws made (14) and free throws attempted (16) in 35 minutes...poured in a season-high 38 points while shooting 10-16 (.625) from the field, including 4-8 (.500) from deep and 14-17 (.824) from the charity stripe in 25 minutes versus Miami on Nov. 28; scored 22 points in the first quarter...became the eighth active player to reach 5,000 defensive rebounds for his career with his eighth defensive board versus Memphis on Dec. 2...scored his 11,000th career point with his 15th point as well as his 4,000th as a Cavalier with his fourth point at Atlanta on Nov. 30; finished with 25 points and 16 rebounds assists in 33 minutes...drained a season-high six treys (6-11, .545) and finished with 31 points and 18 rebounds in 36 minutes at Golden State on Dec. 25...pulled down his 7,000th career rebound with his third board at Indiana on Jan. 12...recorded the 1,000th three-pointer of his career with his fourth triple versus Toronto on March 21...tallied his 400th career double-double and became just the 7th active player to reach that milestone with 13 points and 13 rebounds in 36 minutes versus Dallas on April 1...passed Daniel Gibson (578 3FG) for the 4th-most three-pointers made in Cavaliers history with his first trey of the night at New York on April 9...led or tied for the team lead in rebounds 31 times, points 13 times, steals seven times and blocks 13 times...was marked as DND twice...missed one game due to left hip soreness on Dec. 9; missed 20 games due to a left hand fracture from Jan. 31-March 17; missed one game due to concussion protocol on March 28; missed one game due to rest on April 11...was placed on the Inactive List 21 times on the season.

**2016-17:** Played in 60 games (all starts) for Cleveland...averaged 19.0 points and 11.1 rebounds (8th in NBA), including 8.6 defensive boards (10th in NBA) in 31.4 minutes...shot .427 from the field, .373 on three-pointers and .871 from the foul line (18th in NBA)...had 41 double-doubles (t-12th in NBA); registered a season-high seven straight double-doubles twice (Nov. 5-18 and March 31-April 10); posted three first half double-doubles...was only Eastern Conference player to averaged 19.0 points and 10.0 rebounds and just one of five players in the league to do so (A. Davis, R. Westbrook, K. Towns, D. Cousins)...drained 145 three-pointers, which ranks 10th in Cavs single-season history...was one of three NBA players to make at least 100 threes with an average of at least 10.0 rebounds (R. Westbrook, D. Cousins)...selected as a 2017 NBA All-Star (4th career selection), but did not play due to injury...won the Eastern Conference Player of the Week award for Nov. 21-27, his first time winning the award as a Cavalier (3rd of career); during that week, averaged 30.7 points on .553 shooting from the field, .655 (19-29) from three-point range, a perfect 21-21 from the foul line, 9.7 rebounds, 2.7 assists and 1.3 steals in 29.3 minutes...scored 20 or more points 27 times, including a season-best six straight games from Dec. 5-17...had three games with at least 30 points and one 40-point game...had 21 games with at least 20 points and 10 rebounds; posted 11 games with at least 15 points and 15 rebounds...pulled down at least 10 rebounds on 42 occasions, including 15 boards or more 14 times; recorded a season-high 17 rebounds on two occasions (Dec. 17 vs. LAL and Jan. 13 at SAC)...ranked 8th in the NBA in first quarter scoring average (7.6 ppg)...pulled down his 6,000th career rebound against Atlanta on Nov. 8, becoming just the 5th active player to record 6,000 boards and 700 three-pointers (LeBron James, Paul Pierce, Carmelo Anthony, Dirk Nowitzki)...passed Mo Williams for 7th place in three-point field goals in Cavaliers history with his fourth triple at Washington on Feb. 6; also passed J.R. Smith for 8th place in three-pointers made with his third trey at Brooklyn on Jan. 6; Craig Ehlo (381) for 9th place in three-pointers made at Charlotte on Dec. 31; and Damon Jones (344) for 10th place with his second trey at Chicago on Dec. 2...tallied a season-high 40 points and eight rebounds against Portland on Nov. 23, which included 34 points in the first quarter, the second-most points scored by a player in any period in league history (Klay Thompson, 37); also set the franchise record for points in a quarter, set the NBA record for points in a first quarter, set the franchise record for threes in any quarter (8 in first) and set the franchise record for field goals made in any quarter (11 in first)...had a season-high three blocks, to go with 19 points and 13 rebounds in 35 minutes against Toronto on Nov. 15...made at least one three-pointer in 48 of 60 games, including 39 games with two or more three-pointers, 30 games with three or more three-pointers, 14 games with at least four points, and six games with at least five threes...made his 800th career three-pointer against Memphis on Dec. 13...reached his 10,000th career point with his very first point against Golden State on Dec. 25...became the first player in franchise history to record 30 points, 15 rebounds and six three-pointers in a single game during a win over Boston on Dec. 29...dished out a season-high six assists to go with 22 points and 16 rebounds in 38 minutes at New Orleans on Jan. 23...swiped a season-high three steals on seven occasions...shot a perfect 11-11 from the free throw line, while tallying 39 points (11-17 FG, 6-10 3FG), 12 rebounds, three assists and three steals in 42 minutes at Washington on Feb. 6...led or tied for the team lead in rebounds 34 times, blocks 11 times, steals 13 times and points eight times...was a DNP-CD one, DND four times and a NWT three times...missed two games due to rest on 12/14 and 4/12; missed two games from 12/20-12/21 due to a left knee contusion; missed one game due to illness on 1/4; missed three games due to lower back soreness on 1/19 and 1/30-2/1; missed 14 games due to a left knee arthroscopy from 2/14-3/14 and 3/18...was placed on the Inactive List 14 times on the season.

**2015-16:** Played in 77 games (all starts) for Cleveland...averaged 16.0 points on .419 shooting, 9.9 rebounds (11th in NBA) and 2.4 assists in 31.5 minutes per game...shot .360 from the three-point line and .822 from the free throw line...also ranked 9th in defensive rebounds per game (8.0) and tied for 19th in three-pointers made (158)...his 158 three-pointers were the 5th-most in a single season in Cavaliers history; made at least one three-pointer in 62 of 77 games, including 50 games with two or more three-pointers and 27 games with three or more three-pointers...is the only player in NBA history to have a career average of at least 10.0 rebounds and make over 700 three-pointers...notched a team-high 35 double-doubles, which ranked 14th in the NBA; posted six first-half double-doubles...was the only player in 2015-16 to make at least 100 three-pointers with averages of at least 9.0 rebounds...posted 14 games of at least 20 points and 10 rebounds and seven games with at least 15 points and 15 rebounds...pulled down at least 10 rebounds 38 times, including eight games with 15 or more boards...recorded a season-high 19 rebounds to go along with 22 points and three blocks in 39 minutes against Indiana on Nov. 8; became the first Cavalier since LeBron James on Jan. 11, 2008 (31 pts, 19 rebs, 3 bks) to tally 22 points, 19 rebounds and three blocks in a game...notched his 300th career double-double with 24 points and 14 rebounds in 44 minutes at Milwaukee on Nov. 14...had his highest scoring game as a Cavalier with a season-high 34 points on 11-18 (.611) shooting, including 6-9 (.667) from the three-point line, eight rebounds, four assists and one block in 34 minutes in a win over Orlando on Nov. 23; scored 20 points in the second quarter, including 17 consecutive points from the 8:10 mark to the 2:50 mark...in eight games from Nov. 14-28, averaged 23.6 points on .538 shooting from the field, including .518 (29-56) from deep, and 11.6 rebounds in 34.6 minutes per game...swiped a career-high tying four steals on Dec. 8 versus Portland...dished out a season-high six assists on three occasions...recorded first half double-doubles in consecutive games in wins over Brooklyn on Jan. 20 (14 pts/13 rebs) and the LA Clippers on Jan. 21 (11 pts/11 rebs); the last Cleveland player with a first-half double-double in consecutive games was Zydrunas Ilgauskas, who did it in three straight games from Jan. 12-16, 1998...hit his 600th career three-pointer at the 7:43 mark of the second quarter against Utah on Nov. 10...made a season-high tying six three-pointers and finished with 26 points and seven rebounds in 34 minutes versus Brooklyn on Nov. 28...notched his 19th double-double of the season with a game-high tying 17 points on 5-10 (.500) shooting and a game-high 18 rebounds in addition to a game-high tying two steals in 31 minutes against Brooklyn on Jan. 20...topped 9,000 points for his career with his free throw at the 2:53 mark of the second quarter against Sacramento on Feb. 8...made his 3,000th career field goal against the LA Lakers on Feb. 10...notched a game-high 29 points on 9-18 (.500) shooting and 11 rebounds while dishing out four assists in 38 minutes at Oklahoma City on Feb. 21; made a season-high 11 free throws...shot a perfect 10-10 from the free throw line twice (March 7 vs. Memphis and April 6 at Indiana)...connected on his 700th career three-pointer in his 500th career regular season game, a four-point play that occurred with 1:32 left in the fourth quarter at Sacramento on March 9; Since three-pointers became an official stat in 1979-80, became the first player in NBA history to have a career average of at least 10.0 rebounds and tally 700 or more three-pointers; prior to that, Love and Larry Bird were the only players in league history to have at least 10.0 rebounds per game and 600 triples...recorded a season-high five straight double-doubles from March 23-31...led or tied for the team lead in rebounds 42 times, blocks 18 times, steals 13 times, points nine times and assists three times...was a DNP-CD four times and a DND once...missed one game on 2/6 due to a left thigh contusion; missed two games on 4/3 and 4/13 due to rest; missed one game on 3/10 due to a left knee sprain; missed one game on 3/21 due to illness.

**2014-15:** Played in 75 games (all starts) for Cleveland...averaged 16.4 points on .434 shooting, 9.7 rebounds (12th in NBA) and 2.2 assists in 33.8 minutes per game...shot .367 from the three-point line and .804 from the free throw line...also ranked 5th in defensive rebounds per game (.79) ...his 144 three-pointers were the second-most on the Cavaliers and the seventh-most in a single season in Cavaliers history; made at least one three-pointer in 62 of 75 games, including 37 games with two or more three-pointers...notched a team-high 38 double-doubles, which was tied for 10th in the NBA; the most by a Cavalier since 2003-04 (Carlos Boozer-41)...was the only player in 2014-15 to make at least 50 three-pointers with averages of at least nine rebounds...posted 15 games of at least 20 points and 10 rebounds (27-13)...pulled down at least 10 rebounds 40 times, including 9 games with 15 or more boards...recorded a season-high 19 rebounds twice on the season...tied his career-high four steals on two occasions...surpassed 8,000 points for his career with his three-pointer at the 2:11 mark of the second quarter at Toronto on March 4...became the youngest active player to record 5,000 rebounds for his career after a 16-point, 16-rebound performance at New York on Feb. 22; also the fastest player in league history to reach 5,000 rebounds and 500 three-pointers made (418 games)...tied his career-high in three-pointers made after shooting 8-14 (.571) from deep and finishing with a game-high 24 points, nine rebounds and three assists in 34 minutes at Detroit on Jan. 24...scored a season-high 32 points on 11-18 (.611) shooting from the field, including 7-8 (.875) from long range, while adding a game-high tying 10 rebounds and three assists in 35 minutes against the L.A. Lakers on Feb. 8; tied the franchise record for three-pointers made in a single period with five, while also becoming the first Cavalier to knock down seven triples and grab ten rebounds in a game since Dec. 29, 2006 when Donyell Marshall did so against Milwaukee...dished out his 1,000th career assist against Portland on Jan. 28...made his 500th career three-pointer with his second triple at Sacramento on Jan. 11 and finished with 25 points and 10 rebounds in 35 minutes; became the 25th player 6'10" or taller in league history to reach 500 triples for his career and the fastest player in league history to reach 4,000 rebounds and 500 three-pointers (401 games); prior to Love, the player who reached 4,000+ rebounds and 500+ three-pointers in the fewest games was Antoine Walker (448)...in his 400th career game at Golden State on Jan. 9, posted 17 points and 14 rebounds in 38 minutes...was the first NBA player in 2014-15 to put up at least 28 points and 19 rebounds in a game when he did so at Philadelphia on Jan. 5; prior to that, the last time a Cavs player accomplished that feat was almost seven years ago when LeBron James had 31 points and 19 boards on Jan. 11, 2008 versus Charlotte...registered a double-double in his first action as a Cavalier after posting 19 points and a game-high 14 rebounds in 38 minutes against New York on Oct. 30; became just the seventh player since 1985-86 to notch a double-double in his Cavaliers debut (Shaquille O'Neal, Ben Wallace, Darius Miles, Chris Gatling, Shawn Kemp and Zydrunas Ilgauskas...also hit the 7,000-point and 900-assist mark in the first quarter of the Oct. 30th game vs. New York...recorded a season-high five straight double-doubles on two occasions (11/29-12/8 and 11/4-11/11)...during a six-game stretch from Jan. 2-11, averaged 24.0 points and 12.3 rebounds in 36.5 minutes per game...had 495 points in the first quarter this past season, the seventh-highest in the NBA...made at least one three-pointer in 62 of 75 games, including 37 games with two or more three-pointers...led or tied for the team lead in rebounds 35 times, blocks 18 times, points 14 times, steals 11 times and assists two times...was a DND three times on the season...missed two games due to back spasms on Dec. 31 and Jan. 16; missed one game on Feb. 12 due to a right corneal abrasion; missed two games from March 15-16 due to rest; missed one game on April 2 due to a lower back injury...was placed on the Inactive List four times.

**2013-14:** Earned All-NBA Second Team honors...appeared in 77 games (all starts) for Minnesota...averaged a career-high 26.1 points on .457 shooting, ranked .376 from beyond the arc and .821 from the foul line, 12.5 rebounds and a career-high 4.4 assists in 36.3 minutes...logged a career-high 2,797 minutes...among NBA leaders, including first in double-doubles (65), first in defensive rebounds per game (9.6), third in total rebounds per game (12.5), fourth in points per game (26.1), tied for fourth in triple-doubles (3) and tied for eighth in three-pointers (190)...with his 190 three-pointers, he set Minnesota's franchise record for three-pointers made in a season, while also setting the team's mark for points per game (26.1), and free throws made (520) and attempted (633)...became the first player in NBA history to record 2,000 points, 900 rebounds and 100 three-pointers in a single season...became just the third player since 1980-81 to have two seasons of at least 26.0 points and 12.5 rebounds (Shaquille O'Neal-4 and Moses Malone-2)...is the first player to average 26/12/4 over a full season since the NBA/ABA merger (Kareem Abdul-Jabbar and Bob McAdoo had most recently accomplished that feat in 1975-76)...scored in double figures in all 77 games, including 57 20-point games, a Wolves franchise record 25 30-point games and six 40-point games...collected a league-leading 24 20-point/10-rebound/5-assist performances on the season...possessed the 3rd highest PER in the NBA at 26.97, behind only Kevin Durant (29.90) and LeBron James (29.40)...had 21 games of at least 30 points and 10 rebounds...registered the first three triple-doubles of his career on Feb. 22 at Utah (37 pts/12 reb/10 ast), March 28 vs. L.A. Lakers (22/10/10) and April 2 vs. Memphis (24/16/10)...in registering his first career triple-double in the Feb. 22 victory at Utah, he became one of only eight NBA players in the past 30 years to collect 30+ points, 10+ rebounds, 10+ assists and 5+ three-pointers in a single game...led the Wolves across the board (pts/reb/ast) seven times...poured in 40 points on April 14 at Golden State, running his season total to 1,991 and breaking Kevin Garnett's single-season club record (1,987) set in 2003-04...had 33 points and a season-high 19 rebounds March 3 at Denver, the 27th time he's collected 30+ pts/15+ reb...among active players, only Tim Duncan (44) and Dwight Howard (37) have more such games...tallied 25+ pts/10+ reb in 11 straight outings from Jan. 29-Feb. 5, the NBA's longest such run since Shaquille O'Neal put together 13 in a row in 2001...named Western Conference Player of the Week twice (Feb. 24, Nov. 4)...started for the West in the 2014 NBA All-Star Game on Feb. 16 in New Orleans, tallying 13 points and nine rebounds...averaged 34.0 ppg and 14.1 rpg in February; those figures have not been reached in tandem for a calendar month since Moses Malone in March 1982...grabbed his 4,000th rebound Jan. 21 at Utah...scored his 6,000th career point Jan. 24 at Golden State...poured in a season-high 45 points (with 19 rebounds) on Dec. 22 at L.A. Clippers...tallied 42 points Dec. 13 at San Antonio, matching Stephen Marbury's club record by drilling eight treys in that game...sank the game-tying three-pointer with :10.1 left in regulation vs. Orlando on Oct. 30...missed four games due to injury.

**2012-13:** Was limited to 18 games in his fifth NBA campaign, missing 62 due to an injury to his right hand...also sidelined for the Dec. 15 game vs. Dallas due to illness and the Dec. 23 contest at New York with a left eye injury...averaged 18.3 ppg, 14.0 rpg and 2.3 apg...made his season debut Nov. 21 vs. Denver, totaling 34 points and 14 rebounds...missed the first nine games after sustaining a fracture of the third and fourth metacarpals in his right hand on Oct. 17...re-fractured the third metacarpal in the Jan. 3 victory at Denver...underwent surgery on Jan. 15 and was sidelined for the final 53 contests...also underwent arthroscopic surgery to remove scar tissue on his left knee on April 10...led Minnesota with 28 points in the Dec. 20 win vs. Oklahoma City, adding a season-high seven assists...overtok Tony Campbell (4,888) for 5th place on the Wolves' career scoring list Dec. 18 at Miami (also his 200th career start)...poured in a season-high 36 points Dec. 7 vs. Cleveland, part of his 29th career game with 30+points/10+ rebounds...hauled down a season-high 24 rebounds Nov. 27 at Sacramento, including a career-best 21 defensive boards...became just the third Timberwolves player to pull in 20+ defensive boards in a game, joining Kevin Garnett and Al Jefferson...the Sacramento game marked the 16th time he contributed 20+ points and 20+ rebounds in the same contest (18th career 20-rebound night overall).

**2011-12:** Played in 55 games, sitting out the final seven after suffering a concussion April 11 at Denver...earned Second Team All-NBA honors after ranking 4th in scoring (a franchise-record 26.0 ppg), 2nd in rebounding (13.3 rpg) and 2nd in minutes played (39.0 mpg)...shot 44.8% from the field, 37.2% (105-for-282) from long range and 82.4% from the FT line, becoming only the third player in league history to average 25+ ppg and 10+ rpg while also sinking 50+ treys, joining Larry Bird (1984-85) and Charles Barkley (1992-93)...also led the NBA in point/rebound double-doubles (48) and finished 4th in FTS made (379) and 5th in FT attempts (460)...was Minnesota's top scorer 43 times and leading rebounder on 50 occasions...tallied 20+ points on 46 occasions, including a club-record 19 games with 30 or more...tallied 40 points and 19 rebounds March 28 at Charlotte, his third 40+ effort in March (fourth career, tying Garnett's club record) and his 10th 30-point/15-rebound night this year...the rest of the league combined for nine such games...poured in a club-record 51 points March 23 at Oklahoma City, breaking Garnett's mark of 47 [Jan. 4, 2005 vs. Phoenix]...pulled in his 3000th career rebound March 7 vs. Portland, and overtook Sam Mitchell (3,030) for 2nd place on the Wolves' career list March 12 at Phoenix...played his 250th game March 5 vs. the L.A. Clippers, and scored his 4,000th point Feb. 20 at Denver... Had 42 points March 3 at Portland, and followed up with a 39-point effort vs. the Clippers...averaged a league-best 30.7 ppg (46.4%) and 13.9 rpg in March...tallied 17 points, seven rebounds and three steals for the West in the 2012 All-Star Game in Orlando; he also won the Foot Locker Three-Point Contest...hit the game-winning free throws with :00.1 left Feb. 19 vs. Philadelphia...he sank a three-pointer as time expired to beat the L.A. Clippers on Jan. 20...signed a four-year contract extension on Jan. 25...saw his run of double-doubles halted at 15 Jan. 21 at Utah, the NBA's longest streak to open a season since Moses Malone reeled off 16 in a row in 1981-82...tallied 31 points and 20 rebounds Dec. 27 at Milwaukee, setting franchise records with his 19-for-24 outing from the line.

**2010-11:** With Minnesota, topped off his third season in the NBA by winning the league's Most Improved Player award, after registering career highs in scoring (20.2 ppg), rebounding (an NBA-best and franchise-record 15.2 ppg), assists (2.5 apg), minutes (35.8 mpg) and all three shooting categories...hit 47.0% from the floor while ranking 18th in scoring, 14th in three-point accuracy (41.7%) and 28th in free throw accuracy (85.0%)...started all 73 of his appearances, missing the final six games (and nine of the last 11) due to a strained left groin...became the first NBA player to average 20+ ppg and 15+ rpg since Moses Malone in 1982-83, and compiled the league's highest rebounding average since Ben Wallace hauled in 15.4 rpg in 2002-03...broke Al Jefferson's club single-season mark for offensive rebounds (308 in 2007-08), finishing with a league-best 330...was Minnesota's top scorer 41 times and also led in assists on nine occasions; he scored 20+ points 43 times...saw his run of 53 straight point/rebound double-doubles halted March 13 at Golden State...Kevin Garnett held the previous franchise record at 37 (Feb. 1-Nov. 6, 2006)...posted his fourth 30/20 effort of the year Feb. 27 vs. Golden State (37 points, 23 rebounds)...Pau Gasol and Dwight Howard recorded the only other such games in 2010-11...the 18- or 23 rebound from the free throw line vs. Golden State on Feb. 27 tied club records in both categories...he also surpassed the 3,000-career-point mark in that game...made his All-Star Game debut on Feb. 20 at Staples Center, scoring two points with four rebounds (in 11:44) in the Western Conference's 148-143 victory...was the fifth player in Wolves history to be chosen as an All-Star, and the first since Garnett in 2007...led the Wolves across the board (pts/reb/ast) vs. Houston on Jan. 24, handing out a season-high seven assists...scored 30+ points nine times, including four in January...snagged his 1,000th rebound Jan. 11 vs. San Antonio, and posted his 100th double-double Jan. 13 vs. Washington...hauled in 24 rebounds Jan. 3 at Boston; he ranked 2nd in double-doubles (64) for the season behind Dwight Howard...saw his consecutive free throw streak ended at 46 on Dec. 3 at San Antonio...erupted for a career-high 43 points Dec. 18 at Denver, and poured in 32 points with 22 rebounds Nov. 24 vs. San Antonio...tallied 31 points and 31 boards Nov. 12 vs. New York, shattering Al Jefferson's single-game rebounding record (26 at Houston, Jan. 31, 2010)...is the first NBA player to tally 30+ points and 30+ rebounds in the same game since Houston's Moses Malone (Feb. 11, 1982 vs. Seattle) and the first to grab 30+ rebounds since Charles Barkley had 33 for Houston at Phoenix on Nov. 2, 1996.

**2009-10:** Completed his second year in Minnesota by seeing action in 60 games (22 starts) during...made his regular-season debut Dec. 4 at New Orleans, having been sidelined for the first 18 games due to a fractured fourth metacarpal (left hand) suffered Oct. 16 at Chicago...underwent surgery on Oct. 20...also missed two games (Jan. 18-20) due to an upper respiratory infection and two (March 12-14) with a left mid-foot sprain...was one of only 15 NBA players to average a double-double for the season, tallying 14.0 ppg and 11.0 rpg in 28.6 mpg...shot 45.0% from the floor and 81.5% from the line, leading the Wolves with 276 free throw attempts...drained 35 three-pointers (at a 33.0% clip), after hitting only two as a rookie...started the April 7-9 games, his first since Jan. 23 at Milwaukee (after 30 straight bench outings)...tallied 15.3 ppg, 13.3 rpg and 2.8 apg in 22 starts overall...was Minnesota's top rebounder on 35 occasions and leading scorer 11 times, collecting a team-best 36 point/rebound double-doubles (good for 11th in the NBA)...the Jan. 2 game at Indiana ended his double-double string at 11...scored 23 points and hauled in a career-high 22 rebounds March 28 vs. Phoenix, becoming the fourth player in Wolves history to notch a 20/20 game (Garnett 26, Jefferson 5, Gugliotta)...scored a then-career-high 25 points Jan. 31 vs. New York...grabbed his 1,000th rebound Jan. 13 at Houston, and went over the 1,000-career-point mark Dec. 16 vs. the L.A. Clippers...handed out a then-career-high nine assists Dec. 30 vs. Utah, and pulled in 19 rebounds Dec. 11 at the Lakers...had his 2010-11 contract option exercised on Nov. 2.

**2008-09:** Selected to the All-Rookie Second Team...in his rookie season for Minnesota, led all rookies (and ranking 9th overall) in rebounding at 9.1 rpg...broke the club single-season rookie rebounding record April 11 vs. Phoenix, and ended the year with 734 to surpass Christian Laettner (708 in 1992-93)...played in 81 games (including 37 starts), missing the April 5 game vs. Denver due to the flu...averaged 11.1 ppg (9th among rookies) while logging 25.3 mpg and shooting 45.9%; he boosted those numbers to 13.3 ppg (on 48.4% shooting) and 9.9 rpg after Jan. 1 (50 games)...led the Wolves in free throws made and attempted by finishing 265-for-336 (78.9%)...averaged 7.9 FTAs/48 on the year...also broke Laettner's franchise rookie mark for double-doubles, collecting his 29th (tops among NBA rookies this season) in the April 15 finale vs. Sacramento...named Western Conference T-Mobile Rookie of the Month for March, the third Timberwolves player to claim those honors (Stephon Marbury, Randy Foye)...led Minnesota in scoring on seven occasions, including a 23-point effort March 31 vs. Dallas...was the top rebounder 36 times...pulled down 19 rebounds March 17 at San Antonio, one short of Dean Garrett's franchise rookie record and the 2nd-highest total by an NBA rookie on the season (the Clippers' DeAndre Jordan grabbed 20 at Golden State on Jan. 25)...led the NBA in offensive rebounds per 48 (6.4)...his 274 offensive boards ranked 3rd behind Orlando's Dwight Howard (336) and Charlotte's Emeka Okafor (275), and represent the 2nd-highest season total in franchise history (Al Jefferson, 308 in 2007-08)...Tallied a season-high 24 points (with 15 rebounds) Feb. 25 vs. Utah, and dished a season-high four assists March 13 vs. New York...blocked four shots March 13 vs. New York...had his draft rights traded to Minnesota along with Brian Cardinal, Jason Collins and Mike Miller in exchange for Greg Buckner, Marko Jaric, Antoine Walker and the draft rights to O.J. Mayo at the 2008 NBA Draft on June 26.

**PLAYOFF CAREER:** In 63 career playoff games (62 starts), owns averages of 15.3 points and 9.7 rebounds in 31.1 minutes...is shooting .404 from beyond the arc and .854 from the foul line...in the **2018 Playoffs**, started in all 21 games during the Cavs' fourth straight NBA Finals run...averaged 14.9 points and a team-high 10.2 rebounds in 31.5 minutes per game, while shooting .922 from the foul line and posting eight double-doubles...pulled down 17 rebounds in Game 1 against Indiana during the First Round...averaged a double-double in the 2018 Semifinals against Toronto (20.5 PTS, 11.5 REB)...recorded 31 points (11-21 FG), a team-high 11 rebounds, two assists, a steal and a block in 35 minutes during the Game 2 victory at Toronto...tallied his second career 20-15 playoff game (21 PTS, 16 REB) in a win against Toronto in Game 3 of the Second Round...posted another 20-15 game in Game 2 of the 2018 ECF vs. Boston (22 PTS, 15 REB)...against Golden State in the NBA Finals, averaged 19.0 points and 11.3 rebounds, while shooting .938 (15-16) from the foul line, in 32.3 minutes...started in all 18 contests for Cleveland during the **2017 Playoffs**...averaged 16.8 points on .436 shooting and a .450 clip from deep, 10.6 rebounds and 1.2 steals in 33.1 minutes (all postseason career-highs)...recorded eight double-doubles and double-digit rebounds in 11 contests...averaged 15.5 points, 9.3 rebounds and 2.0 assists in 33.0 minutes in the First Round against Indiana...had 27 points on 6-7 (.857) shooting, a perfect 12-12 mark from the free throw line, 11 rebounds, three assists and a block in 39 minutes in Game 2 of the First Round against the Pacers on April 20, becoming the first Cavs player with 27 points and seven or fewer field goal attempts in a playoff game...averaged a double-double in the Eastern Conference Finals against Boston, posting 22.6 points, 12.4 rebounds, 2.6 assists, 1.4 steals and 1.2 blocks in 33.2 minutes...poured in a postseason career-high 32 points on 9-16 (.563) shooting from the field, 6-9 (.667) from deep and 8-9 (.889) from the free throw line, to go along with 12 rebounds in 34 minutes in Game 1 of the Eastern Conference Finals against the Celtics on May 17...averaged 16.0 points, 11.2 rebounds, 2.2 steals and 1.0 block in 32.2 minutes in the NBA Finals against Golden State...in Game 1 of the NBA Finals against the Warriors on June 1, pulled down a Cavs franchise playoff record 21 rebounds to go along with 15 points and three blocks in 34 minutes...tied the franchise playoff record and set a career-high with six steals in Game 3 of the NBA Finals against Golden State on June 7...played in 20 games (19 starts) during Cleveland's championship run in the **2016 Playoffs**...had 10 double-doubles (ranked 3rd), averaging 14.7 points and 8.8 rebounds in 30.6 minutes...ranked 5th in the NBA Playoffs with 46 three-pointers made...had at least 20 points and 10 rebounds five times...recorded eight straight double-doubles from April 17-May 8, setting a franchise playoff record for consecutive double-doubles at any point of a single playoffs...notched a double-double in each game of the First Round against Detroit and finished the series with averages of 18.8 points and 12.0 rebounds in 35.8 minutes per game...posted four double-doubles in four games against Atlanta in the Second Round, averaging 19.0 points, including a .475 (19-40) mark from deep, 13.0 rebounds and 2.5 assists in 32.8 minutes...in Game 4 at Atlanta on May 8, had a game-high 27 points, a game-high 13 rebounds and four assists in 37 minutes; also shot 8-15 (.533) from deep, which tied the Cavs' playoff record for threes in a game...in the Eastern Conference Finals versus Toronto, averaged 15.2 points, 5.7 rebounds and 2.8 assists in 30.2 minutes while shooting .448 from three-point territory and .960 from the charity stripe...pulled down a team-high 14 rebounds while tallying nine points, three assists and a playoff career-high two steals in 30 minutes during Game 7 of the NBA Finals at Golden State on June 19...played in four games during the **2015 Playoffs**...averaged 14.3 points, a .429 clip from the three-point line, 7.0 rebounds and 2.5 assists in 26.8 minutes during the First Round against Boston...in his playoff debut, posted a double-double with 19 points, a game-high 12 rebounds, four assists and one steal in 33 minutes in Game 1 against the Celtics on April 19...shot 6-10 (.600) from beyond the arc and finished with 23 points, nine rebounds and three assists in 37 minutes in Game 3 of the First Round versus Boston on April 23...suffered a dislocated left shoulder in the first quarter during Game 4 in Boston and missed the remainder of the postseason due to the injury.

**NOTABLE:** NBA Champion (2016)...a five-time NBA All-Star (2011, 2012, 2014, 2017, 2018), two-time All-NBA Second Team selection (2012, 2014), Olympic gold medalist (2012) and winner of the league's Most Improved Player award (2011) and Three-Point Shootout (2012)...Runner-up for the NBA's Sixth Man of the Year award (2021-22)...was selected to the All-Rookie Second Team in 2009...took home the Gold Medal at the 2012 London Olympics as part of Team USA...in eight contests, averaged 11.6 points and 7.6 rebounds in 17.3 minutes per game...led Team USA in rebounds, totaling 61 for the competition...scored a team-high 16 points in Team USA's 110-63 win over Tunisia...tallied nine points and nine rebounds in just over 18 minutes in the Gold Medal game...registered a double-double (10 points, 11 rebounds) against Australia...won a gold medal at the 2010 FIBA World Championship, the USA's first world championship since 1994...averaged 5.7 points and 4.9 rebounds while shooting 57.1 percent (20-35 FGs) from the field...named a member of the 2010-12 USA Men's National Team on Feb. 10, 2010...member of the USA Blue Team in the 2009 USA Basketball Showcase and recorded 4 points, 3 rebounds, 1 assist and 2 steals in 17 minutes.

**PERSONAL:** Son of Stan and Karen Love...father, Stan, played with the Los Angeles Lakers and Washington Bullets in the NBA...uncle Mike Love is the lead singer of the Beach Boys...launched the Kevin Love Fund in 2018 to inspire people to work on their physical and mental well-being; his story in The Players' Tribune in 2018 about his personal struggles with anxiety and depression has helped propel mental health far beyond the realm of basketball and to the forefront of the global sports world...member of the UCLA Athletic Hall of Fame Class of 2020...in June 2020, was awarded the prestigious Arthur Ashe Courage Award during the 2020 ESPys, an honor that highlights individuals in sports who have made a global impact on society and whose previous recipients include Nelson Mandela and Bill Russell; also a nominee for the ceremony's Muhammad Ali Humanitarian Award...continues to shed light on the difficulties of dealing with mental health — appearing in local, state and national PSAs; consistently holds discussions with industry leaders, speaks at conferences and meets with children to show them they are not alone in their struggles...has become even more vocal during the COVID-19 crisis, speaking out widely on the related mental health challenges and sharing tips on how best to cope...in less than a week after the suspension of the NBA season, donated \$100,000 through his foundation to help financially support Cavaliers and Rocket Mortgage FieldHouse support staff affected by the halt in play...has created initiatives to address social injustice through his foundation, creating a diverse advisory board, partnering with grassroots organizations and working alongside BIPOC-licensed therapists...The Kevin Love Fund recently donated \$100,000 grants to both the Chris Paul Family Foundation and the Obama Foundation, working to positively impact families by leveling the playing field and empowering people to change the world...winner of the NBA Cares Community Assist Award for October 2019, for his outstanding efforts to raise awareness, resources and support for mental health...committed \$500,000 through his foundation to establish the Kevin Love Fund Centennial Choir in UCLA's psychology department...hosted a winter coat drive to support the local Salvation Army during each of his first five NBA seasons...awarded the December 2012 KIA Community Assist Award...one of 10 nominees for 2012-13 Season long KIA Community Assist Award...teamed with NFL All-Pro wide receiver Larry Fitzgerald and Bright Pink in October of 2012 to "Spread Love" in hopes of raising money for Breast Health Awareness Month...an ambassador of the Hoops for St. Jude program since his rookie season...favorite movies are "He Got Game" and "Gladiator"...lists the Seattle Mariners and Portland Trail Blazers as his favorite teams while growing up...appeared on the cover of the EA Sports NCAA Basketball '09 video game...helped Lake Oswego High School reach the state 4A tournament four straight years, the state championship game three straight years, and a state title in 2006...named 2007 Gatorade National Male Athlete of the Year...earned the 2007 Naismith, Wooden, USA Today, National High School Coaches Association, McDonald's and Parade Magazine Male High School Player of the Year awards...became the first player in state history to be named player of the year three times, winning the award outright his sophomore and junior seasons and sharing the award.

KEVIN LOVE																												
NBA REGULAR SEASON																												
		TOTAL					3-POINT					FREE THROWS					REBOUNDS											
TEAM	YEAR	GP	GS	MIN	MPG	FGM	FGA	PCT	GM	GA	PCT	FTM	FTA	PCT	OFF	DEF	TOT	RPG	AST	APG	PF	DQ	STL	SPG	BLK	BPG	PTS	PPG
MIN	08-09	81	37	2048	25.3	316	688	.459	2	19	.105	265	336	.789	274	460	734	9.1	84	1.0	205	1	35	0.4	50	0.6	899	11.1
MIN	09-10	60	22	1714	28.6	291	646	.450	35	106	.330	225	276	815	227	431	658	11.0	136	2.3	136	0	43	0.7	23	0.4	842	14.0
MIN	10-11	73	73	2611	35.8	482	1026	.470	88	211	.417	424	499	.850	330	782	1112	15.2	184	2.5	148	0	45	0.6	28	0.4	1476	20.2
MIN	11-12	55	55	2145	39.0	474	1059	.448	105	282	.372	379	460	.824	226	508	734	13.3	111	2.0	152	0	47	0.9	28	0.5	1432	26.0
MIN	12-13	18	18	618	34.3	105	298	.352	20	92	.217	100	142	.704	64	188	252	14.0	42	2.3	34	0	13	0.7	9	0.5	330	18.3
MIN	13-14	77	77	2797	36.3	650	1421	.457	190	505	.376	520	633	.821	224	739	963	12.5	341	4.4	136	0	59	0.8	35	0.5	2010	26.1
CLE	14-15	75	75	2532	33.8	413	952	.434	144	392	.367	258	321	.804	142	589	731	9.7	168	2.2	140	1	51	0.7	39	0.5	1228	16.4
CLE	15-16	77	77	2424	31.5	409	977	.419	158	439	.360	258	314	.822	149	613	762	9.9	185	2.4	159	0	58	0.8	41	0.5	1234	16.0
CLE	16-17	60	60	1885	31.4	370	867	.427	145	389	.373	257	295	.871	148	518	666	11.1	116	1.9	125	3	53	0.9	21	0.4	1142	19.0
CLE	17-18	59	59	1651	28.0	334	729	.458	137	330	.415	234	266	.880	101	445	546	9.3	103	1.7	120	1	43	0.7	24	0.4	1039	17.6
CLE	18-19	22	21	598	27.2	109	283	.385	53	147	.361	103	114	.904	33	206	239	10.9	48	2.2	54	0	6	0.3	5	0.2	374	17.0
CLE	19-20	56	56	1780	31.8	327	727	.450	146	390	.374	187	219	.854	54	463	547	9.8	178	3.2	90	0	33	0.6	19	0.3	967	17.6
CLE	20-21	25	25	622	24.9	103	252	.409	57	156	.365	42	51	.824	17	169	186	7.4	63	2.5	26	1	16	0.6	2	0.1	305	12.2
CLE	21-22	74	4	1665	22.5	327	761	.430	187	477	.392	186	198	.838	87	449	536	7.2	160	2.2	101	0	26	0.4	18	0.2	1007	13.6
TOTAL		812	659	25090	30.9	4710	10686	.441	1467	3935	.373	3418	4124	.829	2076	6590	8666	10.7	1919	2.4	1626	6	528	0.7	342	0.4	14305	17.8
NBA PLAYOFFS																												
		TOTAL					3-POINT					FREE THROWS					REBOUNDS											
TEAM	YEAR	GP	GS	MIN	MPG	FGM	FGA	PCT	GM	GA	PCT	FTM	FTA	PCT	OFF	DEF	TOT	RPG	AST	APG	PF	DQ	STL	SPG	BLK	BPG	PTS	PPG
CLE	14-15	4	4	107	26.8	17	41	.415	9	21	.429	14	19	.737	5	22	28	7.0	10	2.5	12	0	1	0.3	2	0.5	57	14.3
CLE	15-16	20	19	613	30.7	82	239	.385	46	111	.414	63	75	.840	34	141	175	8.8	42	2.1	34	0	9	0.5	8	0.4	283	14.7
CLE	16-17	18	18	578	32.1	95	218	.436	50	111	.450	63	75	.840	36	155	191	10.6	30	1.7	46	0	21	1.2	16	0.9	303	16.8
CLE	17-18	21	21	661	31.5	109	278	.392	36	106	.340	59	64	.922	49	166	215	10.2	34	1.6	58	0	15	0.7	8	0.4	313	14.9
TOTAL		63	62	1959	31.1	313	776	.403	141	349	.404	199	233	.854	125	484	609	9.7	116	1.8	150	0	46	0.7	34	0.5	966	15.3

LOVE HIGHS	2021-22 SEASON HIGHS	CAREER HIGHS	PLAYOFF HIGHS
Points	35 vs. ATL 12/31/21	51 at OKC 3/23/12	32 @ BOS 5/17/17
Field Goals Made	10 2 times	16 at OKC 3/23/12	12 @ GSW 6/4/17
Field Goals Attempted	20 at HOU 2/2/22	31 at CHA 3/28/12	25 @ ATL 5/8/16
Three Point Field Goals Made	8 vs. MIL 4/10/22	8 4 times	8 @ ATL 5/8/16
Three Point FG Attempted	14 2 times	16 vs. BOS 12/29/16	15 @ ATL 5/8/16
Free Throws Made	8 vs. ATL 12/31/21	19 at MIL 12/27/11	12 vs. IND 4/17/17
Free Throws Attempted	10 vs. ATL 12/31/21	24 at MIL 12/27/11	12 vs. IND 4/17/17
Offensive Rebounds	5 at BOS 12/22/21	12 vs. NYK 11/12/10	6 @ ATL 5/4/16
Defensive Rebounds	13 at MIN 12/10/21	21 at SAC 11/27/12	16 @ GSW 6/1/17
Total Rebounds	13 3 times	31 vs. NYK 11/12/10	21 @ GSW 6/1/17
Assists	5 3 times	10 3 times	5 vs. BOS 5/23/17
Steals	2 4 times	4 4 times	6 vs. GSW 6/7/17
Blocks	2 2 times	4 2 times	3 @ GSW 6/1/17
Minutes Played	34 at CHI 3/12/22	49 at OKC 3/23/12	42 vs. BOS 5/23/17



**DONOVAN**  
**MITCHELL**

**HEIGHT** 6'3

**POSITION** GUARD

**DOB** 09.07.1996

**FROM** LOUISVILLE

**YEARS PRO** 5

**#45**



**DRAFTED:** Selected in the first round (13th overall pick) of the 2016 NBA Draft by the Denver Nuggets.

**HOW ACQUIRED:** Acquired in a trade with the Utah Jazz on September 3, 2022 in exchange for guard Collin Sexton (via sign and trade), forward Loui Markkanen, guard Ochai Agbaji, three future unprotected first round draft picks (2025, 2027, 2029) and pick swaps in 2026 and 2028.

**2020-21:** Played in 67 games (all starts) for Utah...averaged 25.9 points, a career-high 5.3 assists, 4.2 rebounds and a career-best 1.5 steals in 33.8 minutes per contest...named an NBA All-Star for the third straight season...ranked 9th in the NBA in scoring...averaged 3.6 made threes per contest, fourth highest in the NBA...on 3/16/21 vs. Chicago, he posted 37 points (9-15 3P) and set a career-high for threes made; in the same game, he tied a Jazz franchise record for single-quarter points (data goes back starting in the 1997-98 season), scoring 25 points on 7-of-9 threes in the third quarter, it marked the most threes hit in a quarter by a Jazz player in franchise history...averaged 12.4 points per contest as the ball-handler in pick-and-roll play types, which was the second-best in the NBA and he held the highest effective field goal percentage (53.8) of the top five players in that category...named Western Conference Player of the Month for games played in December, the first Jazz player to earn the accolade since Deron Williams in November 2010; posted averages of 30.2 points on 50.2 percent from the field, adding 5.0 assists, 3.2 rebounds and 1.2 steals per contest during the month, with Utah posting an NBA-best 12-2 (.857) record in December...earned Western Conference Player of the Week for games played from 11/29/21 - 12/5/21...selected as a 2022 NBA All-Star...recorded two

point-assist double-doubles and one point-rebound double-double...posted 30-plus points in 23 games...missed 15 games due to injury/illness.

**PROFESSIONAL CAREER:** Has appeared in 345 games (337 starts) over his five-year career, averaging 23.9 points, 4.2 rebounds, 4.5 assists and 1.3 steals in 33.7 minutes per game...Through 345 career games, he has totaled 8,234 points, 1,542 assists and 1,433 rebounds, only the sixth NBA player to total over 8,000 points, 1,500 assists and 1,400 rebounds through their first career 345 contests, joining LeBron James, Dwyane Wade, Michael Jordan, Pete Maravich and Oscar Robertson...was the fastest player to reach 6,000 points in Jazz history and the fourth-fastest among active NBA players...in 240 career games, he connected on 601 three-point field goals, making him the fastest player in NBA history to knock down 600 threes.

**2020-21:** Played in 53 games (all starts) for the Jazz...averaged a career-high 26.4 points, 5.2 assists, 4.4 rebounds and 1.0 steals in 33.4 minutes per game...Named a 2021 NBA All-Star...Competed in the 2021 MTN Dew 3-Point Contest at All-Star Weekend...On 3/16 at Boston, he scored his 6,000th career point, he became the fastest to reach 6k points in Jazz history and the fourth-fastest among active NBA players...In 19 games after All-Star Break, he posted an average of 29.6 points per game on .467 percent shooting and .394 percent from beyond the arc, it was the third-best scoring average in the NBA since the All-Star Break (min. 15 gp)...Posted 40-plus points in back-to-back games on 4/10 vs. Sacramento and 4/12 vs. Washington, becoming the third player in Jazz history to score 40-plus in back-to-back games (Dantley, K. Malone, Maravich)...He scored 35-or-more points in four consecutive games becoming only the third Jazz player to ever do so (K. Malone and Dantley)...Was one of only five players to be averaging over 25 points with a usage rating of over 33 percent and owning an effective field goal over 50 percent (Embiid - PHI, Doncic - DAL, Curry - GSW and Beal - WAS)...Tallied 44 games with 20-plus points, including 19 contests with 30-or-more points and four with 40-plus points...Recorded two double-doubles...Missed 18 games due to injury/illness.

**2019-20:** Appeared in 69 games (all starts) for Utah...posted averages of 24.0 points, 4.4 rebounds, 4.3 assists and 1.0 steals...Named a 2019-20 NBA All-Star for the first time in his career...became the third quickest active player to hit 5,000 points in his third NBA season (James, Durant)...in his 200th career game, became the first NBA player since LeBron James to score more than 4,500 points, grab more than 800 rebounds and dish more than 800 assists in his first 200 games...had 49 games with 20-or-more points, 20 games with 30-plus points and tied a career-high with 47 points at NOP (1/16)...logged 38 points, four rebounds and four assists vs. PHX (2/24)...Posted 37 points, seven rebounds and five assists vs. NOP (11/23)...Ended out a season-high tying nine assists, grabbing seven rebounds and scoring 30 points at LAC (12/28)...Corralled a season-best 12 boards, adding 32 points and three assists vs. OKC (10/23)...Notched 35 points, seven assists and three rebounds vs. POR (12/26).

**2018-19:** Appeared in 77 games (all starts) for the Jazz...averaged a team-high 23.8 points, 4.1 rebounds, 4.2 assists and 1.4 steals and 33.7 minutes per game...Recorded 30+ points on 17 occasions this season, including a career-high tying 46 points against Denver on 4/9...led the team in scoring 54 times and assists 11 times...First on the team in points (1,829), three-pointers made (188) and steals (106)...Top 20 in the NBA in field goals made (11th, 661), points per game (15th, 23.8), minutes (19th, 2598) and steals (19th, 106)...Logged his first career double-double with 24 points and a then career-high 11 assists against Minnesota on Jan. 25...Averaged 27.7 points in the month of January, marking the highest scoring average in a calendar month by a Jazzman since Karl Malone in April 1998 (32.2 ppg).

**2017-18:** Appeared in 79 games (71 starts) for Utah...averaged a team-high 20.5 points, 3.7 rebounds, 3.7 assists, 1.5 steals in 33.4 minutes per contest...Tallied 46 games with 20 points or more, seven games with at least 30 points and two games with 40 points or more...Led all NBA rookies in scoring average (20.5)...was named the NBA Western Conference Rookie of the Month three times (December, January and February)...averaged 11.7 points in the second half, the most by a rookie since 2002-03...became the fastest rookie in NBA history to make 150 three-pointers (63 games), surpassing Damian Lillard (68 games)...became the first rookie in NBA history to lead their team in scoring during an 11-game winning streak (21.3 points per game during streak)...became the fifth rookie since 1958 to lead their team in scoring will also winning 45-or-more games (Robinson, Bird, Abdul-Jabbar and Chamberlain)...scored a career-high 41 points vs. NOP (12/1), breaking a Jazz rookie record for points in a game...finished with 40 points and hit a career-best seven three-pointers at PHX (2/2)...scored 34 points on 14-of-19 shooting from the field at SAC (1/17)...tallied 25 of his 27 points in the second half in a win over NOP (3/11)...handed out a career-best nine assists at BOS (12/15)...Made his NBA debut vs. DEN (10/18) and finished with 10 points and four assists in 26 minutes...Won the 2018 Slam Dunk Contest at All-Star weekend in Los Angeles...Played for Team USA in the Rising Stars Challenge at All-Star weekend and finished with seven points, seven assists and five steals in 23 minutes...Missed two games with a right knee contusion...Missed one game with flu-like symptoms.

**PLAYOFF CAREER:** Has played in 39 career playoff games (all starts) with averages of 28.3 points, 4.9 rebounds, 4.7 assists and 1.2 steals...during the 2022 Playoffs, saw action in six games, averaging 25.5 points, 5.7 rebounds and 4.3 assists in 38.2 minutes per game...in the 2021 Playoffs, played in 10 postseason games, averaging 32.3 points, 4.2 rebounds and a playoff career-high 5.5 assists...Shot 44.7 percent from the field, 43.5 percent from the three-point line and 82.9 percent from the charity stripe...recorded his 4th career 40-pt game in Game 1 vs. the Clippers, tying Karl Malone for the most 40+pt playoff games in Jazz history; accomplished this feat in 28 career playoff games, Malone's came in his 149th playoff game for the Jazz...was the first Jazz player since Malone in 1988 to posted back-to-back playoff games with 35+ points, 45 points in Games 1 vs. the Clippers and 37 in Game 2...Scored 30-or-more points in six consecutive games...during the 2020 Playoffs, set a Jazz franchise record, averaging 36.3 points, 5.0 boards, 4.9 assists and 1.0 steals in seven games (all starts)...Scored 57 points against Denver on 8/17, the third-highest outing in NBA history...Scored 51 points vs. Denver on 8/23...in the 2019 Playoffs, saw action in five games (all starts), owning averages of 21.4 points, 5.0 rebounds, 3.2 assists and 1.6 steals...during the 2018 Playoffs, appeared in 11 games (all starts) averaging 24.4 points, 5.9 rebounds, 4.2 assists and 1.5 steals in 37.4 minutes per game...recorded two double-doubles...tallied 200 career playoff points, becoming the fourth rookie in NBA history to reach 200+ points in eight or fewer playoff games (Kareem Abdul-Jabbar, Wilt Chamberlain, Elgin Baylor)...scored 33 points against the Thunder (4/23), the first rookie to score 30-plus points in a playoff game since Brandon Jennings in 2010.

**COLLEGE CAREER:** Spent two years at Louisville (2015-17)...averaged 11.7 points, 4.1 rebounds, 2.2 assists and 1.5 steals in 26.0 minutes per game over 65 contests...started in 38 of 65 games played...as a sophomore in 2016-17, appeared in 34 games (33 starts) for Louisville, averaging 15.6 points, 4.9 rebounds, 2.7 assists and 2.1 steals in 32.3 minutes per contest...one of three Cardinals to play in all 34 games...Led the ACC and NCAA.com Player of the Week for games Jan. 23-29 when he averaged 28.5 points, five rebounds, four assists and shot 60 percent from the field, including 67 percent from the three-point line (12-of-18)...as a freshman in 2015-16, appeared in 31 games (five starts), averaging 7.4 points, 3.4 rebounds and 1.7 assists in 19.1 minutes per game...played at least 10 minutes in every game as a freshman and was a starter in five occasions...scored in double figures in 13 contests...Started his first collegiate game against Wake Forest, scoring a season-high 18 points and pulling down a season-best eight rebounds...One of just 10 players in Louisville history to score as many as 14 points in a freshman career debut.

**PERSONAL:** Son of Nicole and Donovan Mitchell, Sr...Has one younger sister (Jordan)...Nickname is Spider...Best moment of his athletic career to date was his high-flying dunk at the Elite 24 game...Has a signature shoe line with adidas...Follow him on twitter @spidamitchell.



# DONOVAN MITCHELL

## NBA REGULAR SEASON

TEAM	YEAR	GP	GS	MIN	MPG	TOTAL			GM	GA	3-POINT			FREE THROWS			REBOUNDS			AST	APG	PF	DQ	STL	SPG	BLK	BPG	PTS	PPG
						FGM	FGA	PCT			FTM	FTA	PCT	OFF	DEF	TOT	RPG												
UTA	17-18	79	71	2638	33.4	595	1362	.437	187	550	.340	239	297	.805	52	244	296	3.7	291	3.7	213	0	118	1.5	27	0.3	1616	20.5	
UTA	18-19	77	77	2598	33.7	601	1330	.452	188	519	.362	319	396	.806	59	257	316	4.1	322	4.2	208	0	106	1.4	31	0.4	1829	23.8	
UTA	19-20	69	69	2364	34.3	602	1342	.449	173	473	.366	278	322	.863	53	251	304	4.4	294	4.3	172	0	70	1.0	14	0.2	1655	24.0	
UTA	20-21	53	53	1771	33.4	478	1091	.438	178	461	.386	267	316	.845	50	185	235	4.4	277	5.2	117	0	52	1.0	15	0.3	1401	26.4	
UTA	21-22	67	67	2266	33.8	617	1376	.448	232	654	.355	267	313	.853	55	227	282	4.2	358	5.3	164	0	99	1.5	12	0.2	1733	25.9	
TOTAL		345	337	11637	33.7	2953	6701	.441	958	2657	.361	1370	1644	.833	269	1164	1433	4.2	1542	4.5	874	0	445	1.3	99	0.3	8234	23.9	

## NBA PLAYOFFS

TEAM	YEAR	GP	GS	MIN	MPG	TOTAL			GM	GA	3-POINT			FREE THROWS			REBOUNDS			AST	APG	PF	DQ	STL	SPG	BLK	BPG	PTS	PPG
						FGM	FGA	PCT			FTM	FTA	PCT	OFF	DEF	TOT	RPG												
UTA	17-18	11	11	411	37.4	102	243	.420	25	80	.313	39	43	.907	9	56	65	5.9	48	4.2	35	1	16	1.5	4	0.4	268	24.4	
UTA	18-19	5	5	193	38.6	36	112	.321	11	43	.256	24	33	.727	7	18	25	5.0	16	3.2	15	0	8	1.6	1	0.2	107	21.4	
UTA	19-20	7	7	264	37.7	83	157	.529	33	64	.516	55	58	.948	6	29	35	5.0	34	4.9	11	0	7	1.0	2	0.3	254	36.3	
UTA	20-21	10	10	346	34.6	105	225	.467	50	115	.435	63	76	.829	3	39	42	4.2	55	5.5	20	0	11	1.1	2	0.2	323	32.3	
UTA	21-22	6	6	229	38.2	53	133	.398	10	48	.208	37	42	.881	6	20	26	4.3	34	5.7	14	0	4	0.7	3	0.5	153	25.5	
TOTAL		39	39	1443	37.0	379	880	.431	129	350	.369	218	252	.865	31	152	193	4.9	185	4.7	95	1	46	1.2	12	0.3	1105	28.3	

MITCHELL HIGHS	2021-22 SEASON HIGHS	CAREER HIGHS	PLAYOFF HIGHS
Points	<b>39</b> vs. MIN 12/31/21	<b>46</b> 3 Times	<b>57</b> at DEN 8/17/20
Field Goals Made	<b>14</b> 3 Times	<b>16</b> 3 Times	<b>19</b> at DEN 8/17/20
Field Goals Attempted	<b>32</b> vs. MIL 3/14/22	<b>36</b> at SAS 3/23/18	<b>33</b> at DEN 8/17/20
Three Point Field Goals Made	<b>9</b> vs. CHI 3/16/22	<b>9</b> vs. CHI 3/16/22	<b>9</b> 2 Times
Three Point FG Attempted	<b>17</b> vs. MIL 3/14/22	<b>17</b> vs. MIL 3/14/22	<b>15</b> 4 Times
Free Throws Made	<b>10</b> 3 Times	<b>15</b> 2 Times	<b>17</b> vs. DEN 8/23/20
Free Throws Attempted	<b>12</b> at LAC 3/29/22	<b>17</b> vs. SAC 4/10/21	<b>18</b> vs. DEN 8/23/20
Offensive Rebounds	<b>5</b> vs. SAC 11/2/21	<b>5</b> 3 Times	<b>3</b> vs. HOU 4/22/19
Defensive Rebounds	<b>9</b> vs. GSW 2/9/22	<b>9</b> 4 Times	<b>9</b> 2 Times
Total Rebounds	<b>10</b> vs. GSW 2/9/22	<b>12</b> vs. OKC 10/23/19	<b>11</b> vs. OKC 4/21/18
Assists	<b>10</b> 2 Times	<b>11</b> 2 Times	<b>11</b> at HOU 5/2/18
Steals	<b>5</b> vs. MIA 11/13/21	<b>5</b> 4 Times	<b>4</b> vs. HOU 5/6/18
Blocks	<b>1</b> 12 times	<b>2</b> 9 times	<b>1</b> 12 Times
Minutes Played	<b>41</b> vs. MEM 4/5/22	<b>47</b> at DEN 8/8/20	<b>43</b> 3 Times



**EVAN**  
**MOBLEY**

**HEIGHT** 7'0

**POSITION** FORWARD/CENTER

**DOB** 06.18.2001

**FROM** SOUTHERN CALIFORNIA (USC)

**YEARS PRO** 1

**#4**



**DRAFTED:** Selected in the first round (3rd overall pick) of the 2021 NBA Draft by the Cleveland Cavaliers.

**2021-22:** Appeared in 69 games (all starts) with Cleveland...averaged 15.0 points on .508 shooting from the field, 8.3 rebounds, 2.5 assists and 1.67 blocks in 33.8 minutes...became just the fourth rookie in NBA history to average at least 14.0 points, 8.0 rebounds, 2.5 assists and 1.5 blocks, joining Pau Gasol (2001-02), Tim Duncan (1997-98) and Chris Webber (1993-94)...led all rookies in rebounds (8.3), blocks (1.67) and field goal percentage (.508)...ranked 2nd among rookies in minutes (33.8), 5th in points (15.0), 7th in steals (0.81) and 8th in assists (2.5)...also led all NBA rookies in double-doubles with 21, the 4th-most ever by a Cavaliers rookie...scored in double figures 57 times this season...20 points or more on 12 occasions and 30 points once...tallied a career-high 30 points on 13-22 (.590) shooting from the field on March 14 vs. LA Clippers while also blocking his 100th career shot in the game...grabbed at least 10 rebounds in an NBA-rookie best 22 outings...registered 5 games of at least 20 points and 10 boards...had at least 10 blocks in 56 games, the 2nd-most in the entire NBA behind only Memphis' Jaren Jackson Jr. (71 games)...posted 36 multi-block performances; more than the rest of the top five NBA Draft picks in his class combined (25)...recorded a block in 10 straight games or more on three occasions (13 straight from Nov. 1-Dec. 5, 11 straight from March 4-24 and 10 straight from Jan. 4-22)...his 13 straight contests with a block from Nov. 1 to Dec. 5 was the longest streak by a Cavaliers rookie John "Hot Rod" Williams from Feb. 22-March 18, 1987 (also 13 games)...finished the season with 115 blocks, the 4th-highest total all-time by a rookie in franchise history...won the NBA Eastern Conference Rookie of the Month Award for October and November when he totaled 244 points, 136 rebounds, 42 assists, 16 steals and 30 blocks, becoming just the 4th rookie in NBA history to accumulate those totals in their first 17 career games (Bill Walton, Mychal Thompson and Chris Webber)...had 17 rebounds in a game twice (Jan. 22 vs. Oklahoma City and March 6 vs. Toronto), posting the most rebounds by a Cavaliers rookie in a single game since Zdrasnas Ilgouskas on March 4, 1998 (also 17 rebounds)...recorded 29 PTS and 12 rebounds in 36 minutes on Feb. 2 at Houston; became the first Cavs rookie with 29+ PTS and 12+ REB since LeBron James on Nov. 29, 2003 vs MEM (33 PTS, 16 REB)...tallied a career-high 5 steals to go with 22 points and 12 rebounds at Indiana on March 8...during a 27-point, 11-rebound effort in a win over Denver on March 18, scored nine points in overtime, matching LeBron James for the most points in a single overtime by a Cavaliers rookie since 2003...at NBA All-Star Weekend in Cleveland, helped Team Barry capture the title at Clorox Rising Stars and followed that up with another championship performance that lifted Team Cavs to the Taco Bells Skills Challenge crown...finished the season as the 8th NBA rookie since 1992-93 to accumulate at least 1,000 points, 500 rebounds, 150 assists, 100 blocks and 50 steals, along with Karl-Anthony Towns (2015-16), Elton Brand (1999-00), Tim Duncan (1997-98), Shaquille O'Neal (1993-94), Chris Webber (1993-94), Vin Baker (1993-94) and LaPhonso Ellis (1992-93).

**NOTABLE:** NBA All-Rookie First Team (2021-22)...Runner-up for the NBA's Rookie of the Year award (2021-22)...helped Team Barry win the Clorox Rising Stars Challenge at NBA All-Star Weekend in Cleveland (2022); also Taco Bell Skills Challenge winner as part of Team Cavs (2022)...won the NBA Eastern Conference Rookie of the Month Award for October and November 2021 when he totaled 244 points, 136 rebounds, 42 assists, 16 steals and 30 blocks, becoming just the 4th rookie in NBA history to accumulate those totals in their first 17 career games (Bill Walton, Mychal Thompson and Chris Webber).

**COLLEGE CAREER:** In his lone collegiate season at USC in **2020-21**, led the Trojans (25-8) to the NCAA Elite Eight and started all 33 games...averaged 16.4 points on .578 shooting from the field, 8.7 rebounds, 2.4 assists and 2.9 blocks in 33.9 minutes...was named the 2020-21 Pac-12 Player of the Year, Defensive Player of the Year and Freshman of the Year, becoming just the second player from a major conference to win all three awards in a single season (Kentucky's Anthony Davis, 2011-12)...was also selected to the 2020-21 All-America First Team by the NABC and Second Team by AP and USBWA...one of 10 semifinalists for 2020-21 Naismith Defensive Player of the Year...led the Pac-12 in rebounding (8.7), blocks (2.9) and double-doubles (12)...his 95 total blocks ranked second in the nation and set a USC freshman record...led all NCAA freshmen in total rebounds (286) and became only the fourth player named Pac-12 Player and Freshman of the Year in the same season (Deandre Ayton, Kevin Love and Shareef Abdur-Rahim)...also joined Gary Payton (1986-87) as the only freshmen selected as Pac-12 Defensive Player of the Year.

**PERSONAL:** Played with his brother, Isaiah, at USC in 2020-21...father, Eric, is an assistant coach at USC and played professionally overseas...has an extensive sneaker collection...first sport was soccer, which helped with his footwork...attended Rancho Christian High School in Temecula, California, where he averaged 20.5 points, 12.2 rebounds, 5.2 blocks and 4.6 assists during his senior season and was named the 2019-20 Morgan Wootten National High School Player of the Year...was a 2020 McDonald's All-American, a two-time California Gatorade Player of the Year and a 2020 Naismith Player of the Year finalist...won gold medals with USA Basketball at the 2019 FIBA U-19 World Cup and 2018 FIBA U-17 World Cup.

EVAN MOBLEY																			
NBA REGULAR SEASON																			
TEAM	YEAR	GP	GS	MIN	MPG	FGM	FGA	PCT	3-PT	FTM	FTA	PCT	OFF	DEF	TOT	RPG	AST	APG	PF
CLE	21-22	69	69	33.1	33.8	422	630	.508	23	92	250	.467	143	427	570	8.3	17.4	2.5	147
COLLEGE CAREER																			
TEAM	YEAR	GP	GS	MIN	MPG	FGM	FGA	PCT	3-PT	FTM	FTA	PCT	OFF	DEF	TOT	RPG	AST	APG	PF
USC	20-21	33	33	33.8	33.8	197	341	.578	12	40	300	.467	90	196	286	8.7	7.9	2.4	58

MOBLEY HIGHS	2021-22 SEASON HIGHS	CAREER HIGHS	PLAYOFF HIGHS
Points	30 vs. LAC 3/14/22	30 vs. LAC 3/14/22	-
Field Goals Made	13 vs. LAC 3/14/22	13 vs. LAC 3/14/22	-
Field Goals Attempted	22 2 times	22 2 times	-
Three Point Field Goals Made	2 4 times	2 4 times	-
Three Point FG Attempted	4 4 times	4 4 times	-
Free Throws Made	6 4 times	6 4 times	-
Free Throws Attempted	9 2 times	9 2 times	-
Offensive Rebounds	7 vs. TOR 3/6/22	7 vs. TOR 3/6/22	-
Defensive Rebounds	13 vs. SAC 12/11/21	13 vs. SAC 12/11/21	-
Total Rebounds	17 2 times	17 2 times	-
Assists	7 at UTA 1/12/22	7 at UTA 1/12/22	-
Steals	5 at IND 3/8/22	5 at IND 3/8/22	-
Blocks	5 vs. CHI 12/8/21	5 vs. CHI 12/8/21	-
Minutes Played	42 at SAC 1/10/22	42 at SAC 1/10/22	-



**ISAIAH**  
**MOBLEY**

**HEIGHT** 6'10

**POSITION** FORWARD

**DOB** 09.24.1999

**FROM** SOUTHERN CALIFORNIA (USC)

**YEARS PRO** R

**#15**



**DRAFTED:** Selected in the second round (49th overall pick) in the 2022 NBA Draft by the Cleveland Cavaliers.

**2022 NBA SUMMER LEAGUE:** Started all five games for the Cavaliers during the NBA 2K23 Summer League 2022...averaged 8.8 points, a team-best 8.0 rebounds, 3.0 assists and 1.0 block in 26.2 minutes per contest.

**COLLEGE CAREER:** Played three seasons at USC, appearing in 95 career games (72 starts) with averages of 10.1 points, 7.0 rebounds and 2.0 assists in 27.5 minutes...USC went 73-25 in his three seasons for a 74.5 winning percentage...scored 960 career points and grabbed 664 rebounds...as a junior in **2021-22**, played in 32 games (all starts) at USC, averaging a team-high 14.2 points, a team-high 8.3 rebounds and 3.3 assists in 34.0 minutes...named first-team All-Pac-12 and was honorable mention to the Pac-12 All-Defensive Team...finished second among Pac-12 players in rebounding and seventh in scoring...as a sophomore at USC in **2020-21**, appeared in 32 games (all starts), averaging 9.9 points and 7.3 rebounds in 28.1 minutes...Mobley helped lead USC to an Elite 8 run, averaging 16.0 points and 5/3 rebounds during the NCAA Tournament...as a freshman in **2019-20**, appeared in 31 games (eight starts), averaging 6.2 points and 5.3 rebounds in 20.3 minutes.

**PERSONAL:** His parents are Eric and Nicol Mobley...averaged 22 points, 13 rebounds, four assists and three blocks ay Rancho Christian High School...was the only Californian to play in the 42nd annual McDonald's All-American Game at State Farm Arena in Atlanta...his brother Evan Mobley was an NBA All-Rookie First Team selection for the Cavaliers this past season and was selected with the 3rd pick by the Cavaliers in the 2021 NBA Draft.

ISAIAH MOBLEY																												
COLLEGE CAREER																												
TEAM	YEAR	GP	GS	MIN	MPG	TOTAL			3-POINT			FREE THROWS			REBOUNDS			AST	APG	PF	DQ	STL	SPG	BLK	BPG	PTS	PPG	
						FGM	FGA	PCT	GM	GA	PCT	FTM	FTA	PCT	OFF	DEF	TOT											RPG
USC	19-20	31	8	630	20.3	73	154	.474	8	28	.286	37	71	.521	48	116	164	5.3	30	1.0	68	0	20	0.6	20	0.6	19.1	6.2
USC	20-21	32	32	897	28.0	119	252	.472	17	39	.436	61	112	.545	83	150	233	7.3	52	1.6	78	0	14	0.4	30	0.9	316	9.9
USC	21-22	32	32	1,090	34.1	161	362	.445	43	122	.352	88	129	.682	71	196	267	8.3	106	3.3	64	0	24	0.8	29	0.9	453	14.2
TOTAL		95	72	2617	27.5	353	768	.460	68	189	.360	186	312	.596	202	462	664	7.0	188	2.0	210	0	58	0.6	79	0.8	960	10.1



# RJ NEMBHARD JR.

HEIGHT 6'5

POSITION GUARD

DOB 03.22.1999

FROM TEXAS CHRISTIAN (TCU)

YEARS PRO 1

#5





**DRAFTED:** Not drafted by an NBA franchise.

**HOW ACQUIRED:** Signed to a Two-Way contract with the Cavaliers on Oct. 16, 2021; converted to a standard NBA contract on March 31, 2022 before being waived on April 7, 2022; Signed a second Two-Way contract with the Cavaliers on April 10, 2022.

**2022 NBA SUMMER LEAGUE:** Started all five games for the Cavaliers during the NBA 2K23 Summer League 2022...averaged 14.8 points, 4.0 rebounds, a team-best 4.2 assists and 1.2 steals in 28.0 minutes per contest.

**2021-22:** Appeared in 14 games for the Cleveland Cavaliers, averaging 1.1 points in 4.5 minutes...also played in 15 games (14 starts) for the Cleveland Charge, the Cavaliers' exclusively owned and operated NBA G League team...averaged 24.5 points, 8.2 rebounds and 5.3 assists in 15 games (14 starts) with the Charge.

**COLLEGE CAREER:** Played four seasons at Texas Christian, playing in 95 games (60 starts) with averages of 9.4 points, 3.1 rebounds and 2.5 assists in 25.5 minutes...during his final season at TCU in **2020-21**, was named All-Big 12 Third Team and NABC Second Team All-District 8...played in 24 games and started each of them with averages of 15.7 points, the sixth-best in the Big 12...averaged 4.0 assists, the sixth-best in the Big 12...ranked 10th in the Big 12 in free throw shooting at 77.8 percent...ranked second in the Big 12 with 34.9 minutes played per game...scored 10 or more points in 20 straight games earlier this season, the most by a TCU player since the 2017-18 season...made the game-winning field goal with 7.6 seconds left in a 77-76 win at Oklahoma State

(12/16/20) and finished with 21 points, four rebounds and four assists...had at least 20 points seven times, including a season-high 25 points against Providence (12/9/20) on 11 of 17 shooting from the field...had a streak of 22-straight games with at least one made 3-pointer...made 37 3-pointers, the second-most on the team...in **2019-20**, played in 29 games (28 starts) with averages of 12.1 points, 3.8 rebounds and 3.5 assists in 32.1 minutes...had a season-high 31 points against Iowa State (1/4/19), including the game-tying 3-pointer with 1.7 seconds remaining to send the game into overtime, which TCU won...Also was 10-of-15 from the field and 6-of-8 from 3-point range against the Cyclones, both season-highs for makes...hit the game-winning 3-pointer with 3.7 seconds remaining against UC Irvine (11/21/19) and finished with 20 points on 5-of-9 from 3-point range...in his second year at TCU in **2018-19**, appeared in 36 games (eight starts) with averages of 4.4 points and 2.1 rebounds in 17.2 minutes...played in six games as a freshman in **2017-18**...averaged 1.5 points and 1.0 rebound in 5.5 minutes.

**PERSONAL:** Son of Ruben Nembhard (father) and Terri Nembhard (mother)...Ruben played two years at Weber State and averaged 16.7 points, 4.9 rebounds and 4.0 assists...Ruben played one season in the NBA, seeing action with Utah and Portland during the 1996-97 season...Sister, Jayden Nembhard, is a standout volleyball player at Kansas State.

RJ NEMBHARD																					
NBA REGULAR SEASON																					
		TOTAL					3-POINT					FREE THROWS					REBOUNDS				
TEAM	YEAR	GP	GS	MIN	MPG	FGM	FGA	PCT	GM	GA	PCT	FTM	FTA	PCT	OFF	DEF	TOT	RPG	AST	APG	PF
CLE	21-22	14	0	63	4.5	6	18	.333	0	2	.000	3	4	.750	3	4	7	0.5	12	0.9	2
NBA GLEAGUE REGULAR SEASON																					
		TOTAL					3-POINT					FREE THROWS					REBOUNDS				
TEAM	YEAR	GP	GS	MIN	MPG	FGM	FGA	PCT	GM	GA	PCT	FTM	FTA	PCT	OFF	DEF	TOT	RPG	AST	APG	PF
CLE	21-22	15	14	575	38.4	139	309	.450	25	78	.321	37	52	.712	23	100	123	8.2	79	5.3	37
COLLEGE CAREER																					
		TOTAL					3-POINT					FREE THROWS					REBOUNDS				
TEAM	YEAR	GP	GS	MIN	MPG	FGM	FGA	PCT	GM	GA	PCT	FTM	FTA	PCT	OFF	DEF	TOT	RPG	AST	APG	PF
TCU	17-18	6	0	33	5.5	4	14	.286	0	5	.000	1	4	.250	2	4	6	1.0	5	0.8	2
TCU	18-19	36	8	620	17.2	52	148	.351	23	77	.299	32	52	.615	5	72	77	2.1	31	0.9	43
TCU	19-20	29	28	930	32.1	116	317	.366	41	131	.313	77	104	.740	8	101	109	3.8	101	3.5	42
TCU	20-21	24	24	839	35.0	128	320	.400	37	109	.339	84	108	.778	12	92	104	4.3	96	4.0	40
TOTAL		95	60	2422	25.5	300	799	.375	101	322	.314	194	268	.724	27	269	296	3.1	233	2.5	127

NEMBHARD HIGHS	2021-22 SEASON HIGHS	CAREER HIGHS	PLAYOFF HIGHS
Points	4 vs. TOR 12/26/21	4 vs. TOR 12/26/21	-
Field Goals Made	2 vs. TOR 12/26/21	2 vs. TOR 12/26/21	-
Field Goals Attempted	5 at WAS 12/30/21	5 at WAS 12/30/21	-
Three Point Field Goals Made	-	-	-
Three Point FG Attempted	1 2 times	1 2 times	-
Free Throws Made	2 at MIA 3/11/22	2 at MIA 3/11/22	-
Free Throws Attempted	2 2 times	2 2 times	-
Offensive Rebounds	1 3 times	1 3 times	-
Defensive Rebounds	1 4 times	1 4 times	-
Total Rebounds	2 vs. CHA 3/2/22	2 vs. CHA 3/2/22	-
Assists	6 vs. TOR 12/26/21	6 vs. TOR 12/26/21	-
Steals	1 vs. DAL 3/30/22	1 vs. DAL 3/30/22	-
Blocks	-	-	-
Minutes Played	21 at WAS 12/30/21	21 at WAS 12/30/21	-



# RAUL NETO

HEIGHT 6'1

POSITION GUARD

DOB 05.19.1992

FROM UCAM MURCIA (SPAIN) / BRAZIL

YEARS PRO 7

#19



**DRAFTED:** Selected by the Atlanta Hawks in the second round (47th overall pick) of the 2013 NBA Draft.

**HOW ACQUIRED:** Signed as a free-agent on July 7, 2022.

**2021-22:** Appeared in 70 games (19 starts) for the Washington Wizards, averaging 7.5 points, a career-best 3.1 assists and 1.9 rebounds in 19.6 minutes...As a starter, shot 16-39 (.410) from beyond the arc and scored in double figures on nine occasions...recorded a season-high 22 points on 9-15 (.600) shooting from the field, nine assists, four rebounds and one steal in 36 minutes on Feb. 25, 2022 vs. San Antonio...tallied a season-high 10 assists in 26 minutes on March 21, 2022 at Houston.

**PROFESSIONAL CAREER:** Has played seven NBA seasons with Utah, Philadelphia and Washington, appearing in 387 games (98 starts) in his career, as well as 27 postseason games (three starts)...prior to coming to the NBA, Neto played professionally in Brazil and Spain from 2008-15. A native of Brazil, Neto competed in the 2012 and 2016 Olympic Games as a member of the Brazilian National Team.

**2020-21:** Appeared 64 games (22 starts) for Washington, averaged 8.7 points, 2.4 rebounds, 2.3 assists and 1.14 steals in 21.9 minutes...tied his career high with 22 points on 10-17 (.588) shooting from the field, on Dec. 27 vs. Orlando...Recorded 24 games with 10 or more points and 11 with 15 or more points...scored 15 points and had a career-high five steals in a win over Denver on Feb. 25, 2021...tallied 24 points on April 10 at Phoenix. **2019-20:** Appeared in 54 games (three starts) for the Philadelphia 76ers,

averaging 5.1 points, 1.8 assists and 1.1 rebounds in 12.4 minutes...recorded nine games with 10 or more points and tied his then career-high 22 points on August...**2018-19:** Played in 37 games (one start) for the Utah Jazz...averaged 5.3 points, 2.5 assists and 1.7 rebounds in 12.8 minutes...recorded a season-high 11 points, three rebounds and two assists on Nov. 28, 2018 at Brooklyn...**2017-18:** Appeared in 41 games, averaging 4.5 points, 1.2 rebounds and 1.8 assists in 12.1 minutes per game...Tallied three games with 10 points-or-more...poured in a career-high 22 points in 20 minutes of action at BKN (11/17)...Logged 12 points at SAS (2/3)...Finished with 11 points at ATL (1/22)...Dished out a career-high seven assists at ORL (11/18)...Missed 34 games due to injury...**2016-17:** Appeared in 40 games, averaging 2.5 points in 8.6 minutes per game...scored a season-high 10 points vs. New York on March 22, becoming the fourth guard that season in the NBA to score at least 10 points while shooting .1000 percent from the floor (min. four field goal attempts) in 14 minutes or less...**2015-16:** Appeared in 81 games (53 starts), averaging 5.9 points, 2.1 assists and 1.5 steals in 18.5 minutes per game...Scored 10-or-more points on 13 occasions...became the first Jazz rookie to start a season opener since 1993-94 (Luther Wright) at DET (10/28)...also became the first rookie since Darrell Griffith (1980- 81) to start at guard in a season opener for the Jazz...scored 12 points, on a perfect 4-for-4 from the floor, along with two rebounds and two assists vs. Washing on March 11...recorded a career-high 15 points with four assists vs. Boston on Feb. 19.

**INTERNATIONAL CAREER:** played professionally in Brazil and Spain from 2008-15. A native of Brazil, Neto competed in the 2012 and 2016 Olympic Games as a member of the Brazilian National Team.

**PLAYOFF CAREER:** Has appeared in 27 games (three starts) for Utah, Philadelphia and Washington...holds averages of 3.2 points and 1.3 rebounds in 10.7 minutes per game...2021: Appeared in five games (three starts) for Washington...averaged a playoff career-best 6.4 points, 2.2 rebounds and 1.0 assists in 22.4 minutes per game for Washington against Philadelphia...scored a playoff career-high 11 points on May 31, 2021...2020: Appeared in two games for Philadelphia, and totaled eight points during the series...2019: Appeared in three games for Utah...2018: Appeared in eight games for Utah...averaged 2.6 points, 1.3 rebounds and 1.3 assists per game...2017: Appeared in nine games for Utah...Averaged 2.6 points in 6.7 minutes per game...shot .615 from the field...Scored five or more points three times.

**PERSONAL:** Born Raul Togni Neto on May 19, 1992, in Belo Horizonte, Minas Gerais, Brazil...Name is pronounced "Hah-OOL Nett-oh"...Speaks fluent Portuguese, Spanish and English...Says his dad is the biggest influence in his life...If he wasn't a basketball player, he would be an engineer...Lists his favorite food as sushi...Basketball player he most looks up to is Steve Nash...Used his first NBA paycheck to take his brother out to dinner...Follow him on twitter at @RaulTogni.

# RAUL NETO

## NBA REGULAR SEASON

TEAM	YEAR	GP	GS	MIN	MPG	TOTAL			3-POINT			FREE THROWS			REBOUNDS			AST	APG	PF	DQ	STL	SPG	BLK	BPG	PTS	PPG	
						FGM	FGA	PCT	GM	GA	PCT	FTM	FTA	PCT	OFF	DEF	TOT											RPG
UTA	15-16	81	53	1499	18.5	180	418	.431	64	162	.395	52	70	.743	17	103	120	1.5	174	2.1	122	1	62	0.8	2	0.0	476	5.9
UTA	16-17	40	0	346	8.7	41	91	.451	10	31	.323	8	9	.889	4	26	30	0.8	34	0.9	48	0	21	0.5	5	0.1	100	2.5
UTA	17-18	41	0	496	12.1	89	151	.587	19	47	.404	26	35	.743	7	42	49	1.2	75	1.8	38	0	13	0.3	4	0.1	183	4.5
UTA	18-19	37	1	474	12.8	74	161	.460	20	60	.333	28	33	.846	6	56	62	1.7	83	2.5	49	0	14	0.4	4	0.1	196	5.3
PHI	19-20	54	3	668	12.4	101	222	.455	34	88	.386	39	47	.830	11	50	61	1.1	95	1.8	50	0	24	0.4	6	0.1	275	5.1
WAS	20-21	64	22	1403	21.9	209	447	.468	64	164	.390	75	85	.882	28	128	156	2.4	146	2.3	109	0	73	1.1	6	0.1	567	8.7
WAS	21-22	70	19	1372	19.6	204	441	.463	35	120	.292	83	108	.769	13	121	134	1.9	217	3.1	104	0	55	0.8	3	0.0	526	7.5
TOTAL	387	98	6260	16.2	878	1931	.456	246	672	.366	311	387	.804	86	526	612	1.6	834	2.2	520	1	262	0.7	30	0.1	2313	6.0	

## NBA PLAYOFFS

TEAM	YEAR	GP	GS	MIN	MPG	TOTAL			3-POINT			FREE THROWS			REBOUNDS			AST	APG	PF	DQ	STL	SPG	BLK	BPG	PTS	PPG	
						FGM	FGA	PCT	GM	GA	PCT	FTM	FTA	PCT	OFF	DEF	TOT											RPG
UTA	16-17	9	0	60	6.7	8	13	.615	3	6	.500	4	4	1.000	0	7	7	0.8	4	0.4	8	0	1	0.1	1	0.1	23	2.6
UTA	17-18	8	0	72	9.0	7	23	.304	2	7	.286	5	5	1.000	2	8	10	1.3	10	1.3	7	0	2	0.3	0	0.0	21	2.6
UTA	18-19	3	0	20	6.7	1	6	.167	0	1	.000	0	0	---	0	3	3	1.0	1	0.3	2	0	0	0.0	0	0.0	2	0.7
PHI	19-20	2	0	26	13.0	3	9	.333	2	5	.400	0	0	---	0	3	3	1.5	3	1.5	0	0	1	0.5	0	0.0	6	4.0
WAS	20-21	5	3	112	22.4	12	34	.353	4	15	.267	4	5	.800	3	8	11	2.2	5	2.2	11	0	2	0.4	0	0.0	32	10.3
TOTAL		27	3	290	10.7	31	85	.365	11	34	.324	13	14	.929	5	29	34	1.3	23	0.9	28	0	6	0.2	1	0.0	86	3.2

NETO HIGHS	2021-22 SEASON HIGHS	CAREER HIGHS	PLAYOFF HIGHS
Points	<b>22 vs. SAS 2/25/22</b>	<b>25 @ TOR 5/6/21</b>	<b>11 vs. PHI 5/31/21</b>
Field Goals Made	<b>9 vs. SAS 2/25/22</b>	<b>10 vs. ORL 12/27/20</b>	<b>3 vs. PHI 5/31/21</b>
Field Goals Attempted	<b>16 vs. UTA 12/11/21</b>	<b>18 vs. PHO 8/11/20</b>	<b>12 vs. PHI 5/31/21</b>
Three Point Field Goals Made	<b>4 vs. SAS 2/25/22</b>	<b>5 @ TOR 5/6/21</b>	<b>2 2 Times</b>
Three Point FG Attempted	<b>7 vs. SAS 2/25/22</b>	<b>8 vs. ORL 12/27/20</b>	<b>6 vs. PHI 5/29/21</b>
Free Throws Made	<b>7 @ NOP 11/24/21</b>	<b>7 @ NOP 11/24/21</b>	<b>4 2 Times</b>
Free Throws Attempted	<b>8 @ NOP 11/24/21</b>	<b>8 @ NOP 11/24/21</b>	<b>5 vs. PHI 5/31/21</b>
Offensive Rebounds	<b>2 2 Times</b>	<b>3 @ BOS 2/1/20</b>	<b>1 5 Times</b>
Defensive Rebounds	<b>6 @ UTA 12/18/21</b>	<b>8 @ DAL 5/1/21</b>	<b>3 3 Times</b>
Total Rebounds	<b>7 @ UTA 12/18/21</b>	<b>9 @ DAL 5/1/21</b>	<b>3 6 Times</b>
Assists	<b>10 @ HOU 3/21/22</b>	<b>10 @ HOU 3/21/22</b>	<b>4 vs. HOU 5/4/18</b>
Steals	<b>4 3 Times</b>	<b>5 @ DEN 2/25/21</b>	<b>2 vs. HOU 5/4/18</b>
Blocks	<b>1 3 Times</b>	<b>2 3 times</b>	<b>1 at LAC 4/25/17</b>
Minutes Played	<b>36 vs. SAS 2/25/22</b>	<b>38 @ TOR 5/6/21</b>	<b>30 at PHI 6/2/21</b>



**ISAAC**  
**OKORO**

**HEIGHT** 6'5

**POSITION** GUARD/FORWARD

**DOB** 01.26.2001

**FROM** AUBURN

**YEARS PRO** 2

**#35**



**DRAFTED:** Selected in the first round (5th overall pick) of the 2020 NBA Draft by the Cleveland Cavaliers.

**2021-22:** Appeared in 67 games (61 starts) with Cleveland...averaged 8.8 points, 3.0 rebounds and 1.8 assists in 29.6 minutes...scored in double figures in 26 games this season and tallied four games of 20+ points...In his final 28 games, Okoro shot 23-50 (.460) from beyond the arc, the 10th best three-point percentage in the NBA over that time...recorded a season-high 22 points on 7-8 (.875) shooting as well as 8-9 (.889) shooting from the charity stripe, three rebounds and three assists in 29 minutes at Philadelphia...on March 14 vs. Clippers, Okoro finished with 20 points on 4-6 (.667) shooting from the field, five rebounds, five assists and one steal in 39 minutes...Okoro shot 11-13 (.846) from the free throw line in the game, marking his career high for free throws made (11)...chipped in 14 points, six rebounds, two assists and one block in 33 minutes on Jan. 24 vs. the Knicks...tallied 15 points on 5-7 (.714) shooting from the field and two steals in 32 minutes on Jan. 17 against the Nets...posted 16 points (7-10 FG), three rebounds and one block in 31 minutes at Minnesota on Dec. 10.

**PROFESSIONAL CAREER:** Has appeared in 134 regular season games (128 starts) with Cleveland...owns career averages of 9.2 points, 3.0 rebounds, 1.9 assists and 0.88 steals in 31.0 minutes per game...also shooting .446 from the field and .747 from the free throw line for his career...has one double-double, scored 20+ points seven times and 30+ points once in his career.

**2020-21:** Played the most games among all Cavs players (67 games, all starts)...earned NBA All-Rookie Second Team honors...averaged 9.6 points, 3.1 rebounds and 1.9 assists in 32.4 minutes...was just the 3rd rookie in Cavaliers history to record at least 500

points, 50 threes, 50 steals and 20 blocks in a single season (LeBron James, Kyrie Irving)...ranked in the Top 10 among rookies in PPG (8th), APG (10th) and MPG (1st)...averaged the most MPG by a Cavs rookie since LeBron James in 2003-04 (39.5); had the highest MPG by any NBA rookie since 2017-18 (Ben Simmons 33.7 and Donovan Mitchell 33.4)...scored in double-digits on 35 occasions (tied for 6th-most among '20-21 rookies), including 20 points or more three times and one 20-10 game...closed out the season scoring in double-digits in 12 of the last 13 games, averaging 15.7 PPG, 4.2 RPG and 2.5 APG in 34.9 MPG since April 25...put up a career-high 32 points (10-16 FG, 3-4 3FG, 9-9 FT) and a career-high tying 6 assists in 47 minutes against Phoenix on May 4, becoming the 1st Cavs rookie to go 9-9 FT since March 11, 2012 (10-10 FT by Kyrie Irving vs. HOU) and 1st Cavs rookie to record 32+ PTS on 16 FGA or less since January 31, 1998 (32 PTS, 12-14 FG by Z. Ilgauskas vs. DET); was 1 of only 4 rookies to have a 30+ PT, 5+ AST game on the season (Anthony Edwards, Tyrese Maxey, LaMelo Ball)...in a win over Toronto on March 21, became the 1st Cavs rookie to put up 8 PTS, 7 REB, 5 AST, 2 STL & 1 BLK in a single game since LeBron James, who did it three times in 2003-04 (3/6/04, 2/25/04 and 11/19/03)...in the victory over Boston on May 12, became just the 5th Cavs rookie since 2000 to tally at least 15 points, six rebounds and six assists in a single game (LeBron James, Kyrie Irving, Cedi Osman, Carlos Boozer)...notched his 1st double-double of his NBA career, tallying 22 points, a career-high 10 rebounds and four assists in 43 minutes against Indiana on May 10...swiped a career-high four steals against Orlando on April 28, the most by a Cavs rookie since Nov. 13, 2013 (Matthew Dellavedova)...in his NBA debut on Dec. 23 against Charlotte, tallied 11 points (4-5 FG), three rebounds and five assists in 34 minutes...missed 5 games due to a left foot sprain from Dec. 27 to Jan. 4.

**COLLEGE CAREER:** Played one season at Auburn...started all 28 games as a freshman in 2019-20 and averaged 12.8 points, 4.4 rebounds, 2.0 assists, 0.9 steals and 0.9 blocks in 31.5 minutes per contest...shot .510 from the field, which ranked 10th among NCAA Division I freshmen...Sixth player in SEC history to be named to an All-Conference team, All-Defensive team and All-Freshman team in the same season by the league's coaches, joining Kentucky's Anthony Davis (2011-12), Michael Kidd-Gilchrist (2011-12) and Nerlens Noel (2012-13), LSU's Jordan Mickey (2013-14) and Texas A&M's Robert Williams (2016-17)...became the fourth Auburn player to earn SEC Freshman of the Week twice in a season (Nov. 18 and Dec. 9)...second Auburn freshman since 1990 to score in double figures in each of his first six NCAA games...hit the game-winning shot with 2.9 seconds left at South Alabama (Nov. 15)...scored a career-high 23 points vs. Vanderbilt (Jan. 8).

**NOTABLE:** Participated in the Rising Stars game at the 2022 NBA All-Star Weekend in Cleveland...NBA All-Rookie Second Team selection (2020-21)...won gold medal with 2018 USA U17 World Cup team, averaging 4.3 points per game to help USA to a 7-0 record from June 30-July 8 in Santa Fe, Argentina...took part in 2017 USA Basketball Men's Junior National Team Minicamp...participated in 2016 Junior National Team Minicamp.

**PERSONAL:** Named to the Auburn Athletic Director's Honor Roll after maintaining at least a 3.5 GPA in the fall...son of Godwin and Gloria Okoro...father, Godwin, emigrated from Nigeria to the United States in the 1980s...played at McEachern High School where he had his No. 35 jersey retired...was a four-time all-state selection...led team to 32-0 record and the state title in 2018-19, the first in the school's history...team was ranked No. 1 in the country according to MaxPreps, BlueStar Media and the Prep Circuit Power 50...averaged 19.7 points, 10.1 rebounds, 3.2 assists and 2.7 steals as a senior...named the 2019 AIC Player of the Year...graduated with honors...has three siblings: Michael, Rachel and Ashley.

## ISAAC OKORO

### NBA REGULAR SEASON

TEAM	YEAR	GP	GS	MIN	MPG	TOTAL			3-POINT			FREE THROWS			REBOUNDS			AST			PF			DQ			STL			SPG			BLK			BPG			PTS			PPG		
						FGM	FGA	PCT	GM	GA	PCT	FTM	FTA	PCT	OFF	DEF	TOT	RPG	AST	APG	PF	DQ	STL	SPG	BLK	BPG	PTS	PPG																
CLE	20-21	67	67	2173	32.4	235	559	.420	62	214	.290	114	157	.726	68	138	206	3.1	128	1.9	185	2	62	0.9	24	0.4	646	9.6																
CLE	21-22	67	61	1981	29.6	207	431	.480	55	157	.350	119	155	.768	72	129	201	3.0	121	1.8	164	2	56	0.8	22	0.3	588	8.8																
TOTAL		134	128	4154	31.0	442	990	.446	117	371	.315	233	312	.747	140	267	407	3.0	249	1.9	349	4	118	0.9	46	0.3	1234	9.2																

### COLLEGE CAREER

TEAM	YEAR	GP	GS	MIN	MPG	TOTAL			3-POINT			FREE THROWS			REBOUNDS													
						FGM	FGA	PCT	GM	GA	PCT	FTM	FTA	PCT	OFF	DEF	TOT	RPG	AST	APG	PF	DQ	STL	SPG	BLK	BPG	PTS	PPG
AU	19-20	28	28	881	31.5	125	245	.510	20	70	.286	89	132	.674	53	71	124	4.4	57	2.0	76	0	26	0.9	25	0.9	359	12.8

OKORO HIGHS	2021-22 SEASON HIGHS	CAREER HIGHS	PLAYOFF HIGHS
Points	22 at PHI 3/4/22	32 vs. PHX 5/4/21	-
Field Goals Made	7 6 times	10 vs. PHX 5/4/21	-
Field Goals Attempted	13 vs. NYK 1/24/22	20 vs. IND 5/10/21	-
Three Point Field Goals Made	4 2 times	4 3 times	-
Three Point FG Attempted	8 vs. MIA 12/13/21	11 vs. OKC 2/21/21	-
Free Throws Made	11 vs. LAC 3/14/22	11 vs. LAC 3/14/22	-
Free Throws Attempted	13 vs. LAC 3/14/22	13 vs. LAC 3/14/22	-
Offensive Rebounds	4 2 times	5 at PHI 2/27/21	-
Defensive Rebounds	8 vs. DET 11/12/21	8 2 times	-
Total Rebounds	9 vs. DET 11/12/21	10 vs. IND 5/10/21	-
Assists	5 3 times	6 3 times	-
Steals	4 vs. ORL 3/28/22	4 2 times	-
Blocks	2 3 times	3 vs. ATL 2/23/21	-
Minutes Played	43 vs. GSW 11/18/21	47 vs. PHX 5/4/21	-





# CEDI OSMAN

**HEIGHT** 6'7

**POSITION** FORWARD

**DOB** 04.08.1995

**FROM** TURKEY

**YEARS PRO** 5

**#16**



**DRAFTED:** Selected by the Minnesota Timberwolves in the second round (31st overall pick) of the 2015 NBA Draft.

**HOW ACQUIRED:** Signed as a free agent on July 18, 2017.

**2021-22:** Appeared in 66 games (3 starts) with Cleveland...averaged 10.7 points, 2.2 rebounds and 2.0 assists in 22.2 minutes...scored in double figures 35 times...scored 20+ points on nine occasions...made 5+ three-pointers seven times, including a season-high six three-pointers three times...tallied a season-high 26 points, including 6-12 (.500) from beyond the arc, a season-high five assists and two steals in 31 minutes off the bench at Boston...recorded 21 points on 7-10 (.700) shooting from the field, six rebounds, four assists and one block in 27 minutes off the bench on March 31 at Atlanta...finished with a game-high tying 22 points on 8-16 (.500) shooting from the field, five assists, four rebounds and one steal in 31 minutes on Feb. 6 vs. IND; recorded 18 of his points in the 4th quarter (career-high for points in a quarter), the most by a Cavs player in a single period since LeBron James on April 6, 2018 at PHI (19 PTS in 3Q)...dished out a career-best 12 assists in a win over New Orleans on Jan. 31...made a career-high tying six three-pointers and finished with 23 points, three rebounds, four assists and two steals in 34 minutes off the bench on Jan. 26 vs. Milwaukee; also recorded his 1,000th career rebound in the game.

**PROFESSIONAL CAREER:** Has played in 327 career regular season games (181 starts) over five seasons with Cleveland...holds career averages of 10.0 points, 3.2 rebounds and 2.1 assists in 24.5 minutes per game...also shooting .423 from the field, .349 from three-point territory and .718 from the charity stripe...has seven career double-doubles...ranks 9th in Cavaliers history in three-pointers made with 512.

**2020-21:** Played in 59 games (26 starts) for Cleveland...averaged 10.4 points, 3.4 rebounds, a career-high 2.9 assists and a career-high 0.90 steals in 25.6 minutes...shot a career-best .800 from the foul line...scored in double figures 31 times, including six games of 20+ points...scored his 2,000th career point with his fourth point against New York on Dec. 29...recorded 25+ points in back-to-back games from Jan. 15-20, his second time accomplishing that feat in his career (January 2019)...had nine games with 7+ assists which was more than his first three seasons combined (five)...registered two double-doubles, including an all-around game against Miami on May 1 with 15 points, a career-best 11 assists, seven rebounds and one steal in 38 minutes...in 26 games as a starter, averaged 13.2 points, 4.0 rebounds and 4.1 assists in 32.7 minutes...tallied 17 points, a season-high 10 rebounds and two steals in 35 minutes at Golden State on Feb. 15...missed 1 game due to low back spasms on Feb. 27; missed 3 games due to right ankle soreness from May 9-12...was a DNP - CD on 9 occasions.

**2019-20:** One of two Cavs players to start in all 65 games (Collin Sexton)...averaged 11.1 points on 437 shooting from the field, 3.5 rebounds and 2.4 assists in 29.4 minutes per contest...also shot a career-high and team-best .383 from three-point range...scored in double figures in 40 contests and 20+ points four times...recorded two double-doubles, on 11-point, 12-rebound effort at Denver on Jan. 11 and a 16-point, 10-rebound performance at Washington on Feb. 21...tallied a season-high 22 points (7-13 FG, 5-9 3FG) and four rebounds against Oklahoma City on Jan. 4...grabbed a career-high 12 rebounds twice (11/23 vs. POR, 1/11 at DEN)...tied his career high with four steals versus Orlando on Dec. 6...scored 18 points on 7-8 (.875) shooting from the field in 27 minutes against Charlotte on Jan. 2; his .875 FG% set a career-high (in games with 3+ FGA)...had 19 points, seven rebounds and a season-high tying seven assists in 38 minutes at Miami on Feb. 22...played in his 200th career game and made his 700th career field goal against Denver on March 7...knocked down at least one three-pointer in 51 of 65 games...led the Cavs in scoring once, rebounds twice, assists 10 times, steals 13 times and blocks nine times.

**2018-19:** Appeared in 76 games (75 starts) for the Cavaliers, averaging 13.0 points, 4.7 rebounds and 2.6 assists in 32.2 minutes per contest...shot .427 from the field, .348 from three-point range and .779 from the free throw line...scored in double figures 52 times, including 13 games with 20 points or more...pulled down double-digit rebounds on three occasions...also had three double-doubles...increased his scoring average from 2017-18 by 9.1 points (3.9 to 13.0), the 3rd highest points per game increase in the NBA for players who took a minimum of 150 FGA both seasons, trailing only Pascal Siakam (+9.6, 7.3 to 16.9) and Derrick Rose (8.4 to 18.0)...had a career-high 29 points on 11-20 (.550) shooting in 39 minutes versus Miami on Jan. 25...grabbed a career-high 10 rebounds on three occasions...dished out a career-high eight assists in 35 minutes at Minnesota on Oct. 19, while also tallying his 100th career field goal with his 5th basket of the night...drained a career-high six three-pointers twice...notched a career-high two blocks in 32 minutes at New York on Feb. 28...swiped a career-high four steals in 33 minutes at L.A. Clippers on March 30...played in his 100th career game against Indiana on Jan. 8...tallied his 1,000th career point with his fourth point at Brooklyn on March 6...was named to the 2019 MTN DEW ICE Rising Stars World Team on Jan. 29...became the 19th Cavalier to play in the Rising Stars since its inception in 1994, and the first since Matthew Dellavedova played with the World Team in 2015...tallied his first career double-double with 17 points on 5-10 (.500) from the field, including a perfect 2-2 (1.000) from deep, and 10 rebounds in 33 minutes at Toronto on Oct. 17...had a double-double with 11 points and 10 rebounds in 43 minutes at Orlando on Nov. 5...also recorded a double-double with 14 points and 10 rebounds in 40 minutes at Oklahoma City on Nov. 28...led or tied for the team lead in points eight times, rebounds five times, assists 14 times, steals 17 times and blocks eight times...was marked as DND one time...missed two games due to low back soreness on Nov. 10 and 13...missed four games due to a right ankle sprain from Feb. 5-11...was placed on the Inactive List four times.

**2017-18:** Played in 61 games (12 starts) with Cleveland, averaging 3.9 points on .484 shooting (.368 3FG%) and 2.0 rebounds in 11.0 minutes...scored in double figures on seven occasions...in his first start of the season, scored 16 points on 6-9 (.667) shooting, six rebounds, five assists and a season-high three steals in 39 minutes at Atlanta on Feb. 9...recorded a career-high 18 points, a career-high seven rebounds and a career-high six assists in 39 minutes against New York on April 11...led the team in assists once, steals three times and blocks twice...also made one appearance with the Canton Charge, posting 21 points, eight rebounds, two assists, four steals and two blocks in 39 minutes against the Long Island Nets on Nov. 25.

**PLAYOFF CAREER:** During the **2018 Playoffs**, appeared in 14 games with the Cavaliers...logged five points, two rebounds and two assists in 21 minutes in the Eastern Conference Semifinals against Toronto on May 7.

**INTERNATIONAL CAREER:** Appeared in 70 total games (62 starts) between the Turkish BSL and Euroleague for Anadolu Efes in **2016-17**...averaged 10.2 points on .462 shooting, 3.4 rebounds and 1.1 steal in 22.1 minutes...in 35 total games in the Turkish BSL, averaged 13.2 points on .496 shooting, 4.1 rebounds and 1.5 steals in 25.7 minutes...also played in 35 contests (34 starts) in Euroleague, averaging 7.1 points and 2.1 rebounds in 18.6 minutes...during the **2015-16** season, appeared in 61 total contests (36 starts) with Anadolu Efes between the Turkish BSL and Euroleague...averaged 9.1 points on .466 shooting and 3.4 rebounds in 21.8 minutes...in Turkish BSL action, appeared in 38 games (24 starts), averaged 9.8 points on .479 shooting from the field and a .404 clip on three-pointers, 3.6 rebounds and 1.0 steal in 22.9 minutes...also played in 23 games (12 starts) in Euroleague action, averaging 7.9 points on .449 shooting and 3.1 rebounds in 20.0 minutes...in **2014-15**, saw action in 66 total games (27 starts) for Anadolu Efes in Turkish BSL and Euroleague play, averaging 7.6 points and 4.1 rebounds in 20.5 minutes...in Turkish BSL action, appeared in 39 games (20 starts), averaging 8.3 points and 4.3 rebounds in 21.3 minutes...in Euroleague, averaged 6.7 points and 3.7 rebounds in 19.3 minutes...in **2013-14**, played in 41 combined games, starting 11, for Anadolu Efes in the Turkish BSL and Euroleague...averaged 4.9 points and 2.4 rebounds in 15.3 minutes...in the Turkish BSL, appeared in 28 contests (11 starts), averaging 5.4 points, 2.7 rebounds and 1.0 steal in 17.1 minutes...also played in 13 games in the Euroleague, averaging 3.8 points on .436 shooting and a .524 mark from deep, to go along with 1.7 rebounds in 11.6 minutes...played in three games for Anadolu Efes of the Turkish BSL in the **2012-13** campaign, averaging 5.3 points on .875 shooting and 1.0 steal in 6.5 minutes...also appeared in 31 contests with Pertevniyal Instanbul of the Turkish TBL, averaging 11.2 points, 3.0 rebounds and 1.2 steals in 26.1 minutes...in **2011-12**, played in 34 total contests (13 starts) for the Anadolu Efes Junior Team of the adidas Next Generation Tournament and Pertevniyal Instanbul of the Turkish TBL...averaged 5.6 points, 2.2 rebounds and 1.1 steals in 16.3 minutes of play...played and started in two games for the Anadolu Efes Junior Team, averaging 14.0 points on .588 shooting and a .400 clip from beyond the arc, 6.5 rebounds and 5.0 steals in 28.8 minutes...also saw action in 32 games (11 starts) for Pertevniyal Instanbul, averaging 5.0 points and 1.9 rebounds in 15.5 minutes.

**NOTABLE:** Was named to the World Team for the 2019 MTN DEW ICE Rising Stars at NBA All-Star Weekend 2019 in Charlotte...had two points, three rebounds, four assists and two steals in 15 minutes of action for the World Team in the game, held on Feb. 15, 2019...represented Turkey in the FIBA World Cup 2019 and the 2018 FIBA World Cup qualifying tournament...BSL All-Star (2015, 2016, 2017)...2015 Turkish Cup winner...2015 Turkish Supercup winner...2014 FIBA Europe Under-20 Championship MVP...2012 Albert Schweitzer Tournament Most Talented Player...member of the Turkish national basketball team.

**PERSONAL:** Born in Ohrid, Macedonia...spent part of his childhood living in Bosnia after moving there as a young child...name is pronounced JED-e AUS-min...favorite hobbies are playing video games and watching TV/movies...favorite sport other than basketball is volleyball...favorite movie is Green Mile...favorite childhood superhero was the Incredible Hulk...favorite food is sushi.

## CEDI OSMAN

NBA REGULAR SEASON																												
TOTAL											3-POINT		FREE THROWS			REBOUNDS												
TEAM	YEAR	GP	GS	MIN	MPG	FGM	FGA	PCT	GM	GA	PCT	FTM	FTA	PCT	OFF	DEF	TOT	RPG	AST	APG	PF	DQ	STL	SPG	BLK	BPG	PTS	PPG
CLE	17-18	61	12	672	11.0	90	186	.484	32	87	.368	26	46	.565	19	101	120	2.0	41	0.7	78	0	22	0.4	3	0.0	238	3.9
CLE	18-19	76	75	2444	32.2	360	844	.427	130	374	.348	141	161	.779	45	312	357	4.7	155	2.6	155	3	60	0.8	11	0.1	891	13.0
CLE	19-20	65	65	1910	29.4	266	609	.437	123	321	.383	63	94	.670	39	192	231	3.6	154	2.4	160	0	54	0.8	16	0.3	718	11.0
CLE	20-21	59	26	1511	25.6	219	586	.374	99	324	.306	76	95	.800	38	163	201	3.4	174	2.9	119	0	53	0.9	9	0.2	613	10.4
CLE	21-22	66	3	1462	22.2	247	572	.432	128	359	.357	87	131	.664	25	121	146	2.2	135	2.0	127	0	52	0.8	10	0.2	709	10.7
TOTAL		327	181	7999	24.5	1182	2797	.423	512	1465	.349	393	547	.718	166	889	1055	3.2	699	2.1	679	3	241	0.7	49	0.2	3269	10.0
NBA PLAYOFFS																												
TOTAL											3-POINT		FREE THROWS			REBOUNDS												
TEAM	YEAR	GP	GS	MIN	MPG	FGM	FGA	PCT	GM	GA	PCT	FTM	FTA	PCT	OFF	DEF	TOT	RPG	AST	APG	PF	DQ	STL	SPG	BLK	BPG	PTS	PPG
CLE	17-18	14	0	62	4.4	6	18	.333	1	7	.143	1	4	.250	1	6	7	0.5	3	0.2	5	3	0.2	0	0.0	14	1.0	
NBA G LEAGUE REGULAR SEASON																												
TOTAL											3-POINT		FREE THROWS			REBOUNDS												
TEAM	YEAR	GP	GS	MIN	MPG	FGM	FGA	PCT	GM	GA	PCT	FTM	FTA	PCT	OFF	DEF	TOT	RPG	AST	APG	PF	DQ	STL	SPG	BLK	BPG	PTS	PPG
CTN	17-18	1	1	39	39.0	7	23	.304	2	10	.200	5	9	.556	1	7	8	8.0	2	2.0	4	4	4.0	0	0.0	14	14.0	
BSL - TURKEY																												
TOTAL											3-POINT		FREE THROWS			REBOUNDS												
TEAM	YEAR	GP	GS	MIN	MPG	FGM	FGA	PCT	GM	GA	PCT	FTM	FTA	PCT	OFF	DEF	TOT	RPG	AST	APG	PF	DQ	STL	SPG	BLK	BPG	PTS	PPG
ADE	12-13	3	0	20	6.7	7	8	.875	2	2	1.000	0	0	---	1	1	2	0.7	1	0.3	1	3	1.0	0	---	16	5.3	
ADE	13-14	28	11	478	17.1	51	124	.411	15	58	.259	34	48	.708	15	60	75	2.7	33	1.2	51	28	1.0	2	0.1	151	5.4	
ADE	14-15	39	20	831	21.3	110	262	.420	36	103	.350	66	97	.680	39	129	168	4.3	41	1.1	99	39	1.0	13	0.3	322	8.3	
ADE	15-16	38	24	870	22.9	135	282	.479	63	156	.404	39	59	.661	25	113	138	3.6	39	1.0	89	39	1.0	9	0.2	372	9.8	
ADE	16-17	35	28	800	25.7	188	339	.556	69	154	.450	68	92	.739	33	110	143	4.1	45	1.3	86	33	1.5	9	0.3	463	13.2	
TOTAL		143	83	3099	21.7	471	1015	.464	175	473	.370	207	296	.699	113	413	526	3.7	199	1.1	326	162	1.1	33	0.2	1324	9.3	
EUROLEAGUE																												
TOTAL											3-POINT		FREE THROWS			REBOUNDS												
TEAM	YEAR	GP	GS	MIN	MPG	FGM	FGA	PCT	GM	GA	PCT	FTM	FTA	PCT	OFF	DEF	TOT	RPG	AST	APG	PF	DQ	STL	SPG	BLK	BPG	PTS	PPG
ADE	13-14	13	0	151	11.6	17	39	.436	11	21	.524	4	10	.400	5	17	22	1.7	12	0.9	24	6	0.5	1	0.1	49	3.8	
ADE	14-15	27	7	522	19.3	60	151	.397	20	66	.303	40	60	.667	22	77	99	3.7	29	1.1	63	19	0.7	8	0.3	180	6.7	
ADE	15-16	23	12	459	20.0	63	143	.441	27	71	.380	29	38	.763	24	47	71	3.1	17	0.7	35	21	0.9	2	0.1	182	7.9	
ADE	16-17	35	34	649	18.5	88	215	.409	36	106	.340	37	47	.787	29	68	97	2.8	26	0.7	63	21	0.6	3	0.1	249	7.1	
TOTAL		98	53	1781	18.2	228	548	.416	94	264	.356	110	155	.710	80	209	289	2.9	84	0.9	185	67	0.7	14	0.1	660	6.7	

OSMAN HIGHS	2021-22 SEASON HIGHS	CAREER HIGHS	PLAYOFF HIGHS
Points	26 vs. BOS 11/15/21	29 vs. MIA 1/25/19	5 vs. TOR 5/7/18
Field Goals Made	10 vs. BOS 11/15/21	11 vs. MIA 1/25/19	2 vs. TOR 5/7/18
Field Goals Attempted	17 2 times	20 2 times	5 vs. TOR 5/7/18
Three Point Field Goals Made	6 3 times	6 5 times	1 vs. TOR 5/7/18
Three Point FG Attempted	14 vs. MIL 1/26/22	14 vs. MIL 1/26/22	3 vs. TOR 5/7/18
Free Throws Made	6 vs. MIN 2/28/22	7 2 times	1 vs. BOS 5/19/18
Free Throws Attempted	8 vs. MIN 2/28/22	9 2 times	2 2 Times
Offensive Rebounds	3 2 times	6 vs. MIN 2/1/21	1 vs. TOR 5/7/18
Defensive Rebounds	6 3 times	12 at DEN 1/11/20	2 @ BOS 5/13/18
Total Rebounds	6 4 times	12 2 times	2 2 Times
Assists	12 vs. NOP 1/31/22	12 vs. NOP 1/31/22	2 vs. TOR 5/7/18
Steals	3 3 times	4 2 times	1 3 Times
Blocks	2 vs. CHI 12/8/21	2 2 times	-
Minutes Played	38 vs. NOP 1/31/22	50 vs. BKN 1/20/21	21 vs. TOR 5/7/18



# **RICKY** **RUBIO**

**HEIGHT** 6'3

**POSITION** GUARD

**DOB** 10.21.1990

**FROM** SPAIN

**YEARS PRO** 11

**#13**



**DRAFTED:** Selected by the Minnesota Timberwolves in the first round (5th overall pick) of the 2009 NBA Draft.

**HOW ACQUIRED:** Signed as a free-agent on July 7, 2022.

**2021-22:** Played in 34 games (eight starts) for Cleveland last season, averaging a career-high tying 13.1 points, 6.6 assists, 4.1 rebounds and 1.44 steals in 28.5 minutes before missing the final 48 games with a season-ending ACL tear...registered five games with double-digit assists, five double-doubles and 20 double-digit scoring efforts...averaged more than 1.30 steals for the 11th consecutive season...on Dec. 13, 2021 vs. Miami, became one of 12 active NBA players to record 5,000 career assists...recorded a career-high 37 points, shooting 8-9 (.889) from the three-point line, 10 assists and three rebounds in 31 minutes off the bench on Nov. 7 at New York, becoming the first player in NBA history with at least 30 points, 10 assists and eight three-pointers in a game off the bench...Rubio became the first player in Cavs team history to make his first eight three-point attempts of a game [via Elias Sports Bureau]...recorded a career-high tying 13 rebounds in 37 minutes on Dec. 28, 2021 at New Orleans.

**PROFESSIONAL CAREER:** Has played 11 NBA seasons with Minnesota, Utah, Phoenix and Cleveland, appearing in 665 games (601 starts) with career averages of 11.1 points, 4.2 rebounds, 7.6 assists and 1.80 steals in 30.3 minutes...has averaged more than 6.0 assists in 10 of 11 NBA seasons and 1.30 steals every season.

**2020-21:** Appeared in 68 games (51 starts) for Minnesota...averaged 8.6 points, 3.3 rebounds, 6.4 assists and 1.44 steals in 26.1 minutes...ranked 15th in the NBA in both assists per game and steals per game...averaged more than 1.30 steals for the 10th consecutive season...also shot .867 from the foul line and recorded four double-doubles...registered 10 games with double-digit assists and 21 double-digit scoring efforts...scored a season-high 26 points on 7-13 (.538) shooting from the field, six rebounds, six assists and two steals in 31 minutes on April 29, 2021 vs. Golden State...tallied a season-high 13 assists in 35 minutes on Feb. 17, 2021 vs. Indiana...recorded six steals for the 12th time in his career on May 1, 2021 vs. New Orleans.

**2019-20:** Played in 65 games for Phoenix...averaged 13.0 points, 4.7 rebounds, his most since averaging 5.7 rebounds in 2014-15, and 8.8 assists in 31.0 minutes per game...made Suns debut vs. SAC on 10/23 and had a double-double with 11 points and 11 assists plus 4 steals...became just the 4th player in Suns history with 10+ assists in his team debut and tied Elliot Perry for most in a Suns debut...at DEN on 10/25, made 3 FT w/ :01.8 left to force OT, drawing foul near midcourt...scored 21 (including career-high 12 in 4Q) with 10 assists vs. PHI on 11/4...had consecutive games with 20+ points and 10+ assists vs. BKN on 11/10 and vs. LAL on 11/12...became first Sun since turnovers began being recorded (1977-78) to have consecutive games with 20+ points, 10+ assists and 1 or fewer turnovers...had 13 assists with 4 steals and 0 turnovers at CHA on 12/2; the first NBA player, with 13+ assists, 4+ steals and 0 turnovers since Chris Paul in 2012...had 31 assists between turnovers over 11/29-12/5...had season-high 15 assists and tied season-high 4 steals in win at NOP on 12/5; the first 15-assist game by a Suns player since Brandon Knight on 11/16/15...scored season-high 25 points and had 13 assists in OT loss vs. SAS in Mexico City...recorded his 4,000th career assist...had 6th career regular-season triple-double and first by a Sun since Elfrid Payton on 3/4/18 with 11 points, 11 rebounds and 14 assists vs. POR on 12/16...scored 24 points on 9-11 FG with 8 assists and 0 turnovers...at OKC on 12/20 then had 21 points on 9-12 FG and 9 assists in his next game vs. DEN on 12/23...had 8+ assists in career-long 12 straight from 11/29-12/23...led NBA in December with 10.6 assists per game...recorded his 1,000th career steal on 1/10 vs. ORL...in his first game after birth of first child, tied season-highs 25 points and 4 steals along with 13 assists, 8 rebounds and 3 3P in win at NYK on 1/16...in return game at UTA on 2/24, had 22 points, 11 assists and season-high 7 steals, becoming the first player in Suns history with 22+ points, 11+ assists and 7+ steals in a game, in 20-point win...had triple-double with 25 points (tied season-high), 13 rebounds (tied career high) and 13 assists on 3/8 vs. MIL...became first Suns player with 13+ points/rebounds/assists since Jason Kidd in 1999.

**2018-19:** In his second season with Utah, appeared in 68 games (67 starts), averaging 12.7 points, 6.1 assists (17th in NBA), 3.6 rebounds and 1.3 steals (27th in NBA) in 27.9 minutes...ranked 1-26th in the NBA by shooting 85.5 FT%...posted seven double-doubles...scored 10+ points 45 times and 20+ points on 11 occasions...recorded a double-double with a season-high 28 points and 12 assists vs. New Orleans on Oct. 27...also scored 28 points, making a season-high 5-of-6 three-pointers, at Indiana on Nov. 19...dished season-high 14 assists vs. Oklahoma City on Dec. 22...notched his 100th career double-double vs. Memphis on Nov. 2...scored his 5,000th career point against San Antonio on Dec. 9, finishing that contest with 26 points...missed 14 games total: one to left low back/left knee contusion (Dec. 29), six to mild right hamstring strain (Jan. 9-18), one to left hamstring tightness (Feb. 28), two to left hip tightness (March 8-11), one to right hamstring tightness (April 3) and three to left quad contusion (April 7-10).

**2017-18:** In first season with Utah, started and appeared in 77 games, averaging a career-high 13.1 points to go with 5.3 assists, 4.6 rebounds and 1.6 steals in 29.3 minutes per contest...dished out his 3,000th career assist vs. Denver on Oct. 18...recorded a career-high 34 points (11-14 FG) to go along with 9 assists at San Antonio on Feb. 3...finished with 30 points, 10 assists and attempted a career-high 22 field goals at New Orleans on March 11...logged 11 double-doubles (six point/assist and five point/ rebound)...allied 15 games with 20+ points and five games with 30+ points...missed one game with right Achilles soreness and three games with left hip soreness.

**2016-17:** Started in 75 games with Minnesota, averaging a then career-high 11.1 points and what remains a career-high 9.1 assists while adding 4.1 rebounds and 1.7 steals in 32.9 minutes per contest...finished the season ranked 4th in the NBA in assist-to-turnover ratio (3.5), 5th in assists per game, 9th in steals per game and 11th in free throw percentage (career-high .891)...registered 25 point/ assist double-doubles, including 14 of them in 24 games post All-Star break, when he increased his averages to 16.0 points, 10.5 assists with 1.5 steals while shooting 35.3 3FG%...led all scorers with a career-high 33 points March 30 vs. the L.A. Lakers, one of seven 20+ point efforts in his final 17 starts...saw his streak of 43 consecutive made free throws halted Mar. 30 vs. the L.A. Lakers...matched a career best with 13 free throws made on March 28 at Indiana...connected on all 29 of his technical free throw attempts for the season, running his streak to 51 in a row in that category – the NBA's longest since Ray Allen hit 59 in 2008-09...scored 23 points March 15 at Boston; his fourth straight with 20+ points...dished a career-high and franchise-record 19 assists on March 13 vs. Washington...registered his fifth career triple-double on March 4 at San Antonio; the 13 rebounds equaled his career best...tallied 22 points on Jan. 30 vs. Orlando, sinking a career-high 6 three-pointers, and scored 21 points with 15 assists Jan. 17 at San Antonio...dealt 17 assists on Jan. 11 vs. Houston...snagged a season-high 5 steals on Jan. 9 vs. Dallas...scored his 3,000th career point and handed out his 2,500th career assist on Dec. 28 at Denver.

**2015-16:** Returned to full-time duty in his fifth Wolves campaign, starting all 76 of his appearances, including Minnesota's final 65 games...averaged 10.1 points and 4.3 rebounds in 30.6 minutes per contest...sank a then career-best 84.7 percent (266-for-314) from the line...ranked fifth in the NBA in assists (8.7), second in steals (2.1) and fourth in assist-to-turnover ratio (3.4-to-1)...collected 12 point-assist double-doubles as well as two of the point-rebound variety...contributed a game-high 23 points on March 26 vs. Utah, his fourth 20-plus point outing of the season...dished a then franchise-record-tying 17 assists on March 14 at Phoenix...hit the game-winning three-pointer with :00.2 left on March 11 at Oklahoma City...converted 34-of-90 three-point attempts (.378) in the season's final 29 contests...moved past Pooh Richardson (1973) for second place on Minnesota's all-time assist chart on Jan. 23 vs. Memphis, and handed out his 2,000th career assist on Jan. 27 vs. Oklahoma City...pulled in his 1,000th career rebound on Jan. 2 vs. Milwaukee...tallied nine points, 10 rebounds, 10 rebounds and 8 steals on Dec. 16 at New York...pulled down a season-high 12 rebounds Nov. 18 at Orlando... Scored a then career-high 28 points on Oct. 28 at the L.A. Lakers, adding 14 assists.

**2014-15:** Saw his fourth NBA season interrupted by injury, undergoing arthroscopic surgery on his left ankle on April 13...appeared in just 22 games, averaging 10.3 points, 5.7 rebounds, 8.8 assists and 1.73 steals in 31.5 minutes per game...initially suffering a sprained left ankle on Nov. 7 at Orlando, after a four-game start in which he produced 10.8 points, 6.3 rebounds and 11.0 assists, and was then sidelined for the ensuing 42 contests...returned Feb. 2 at Dallas and appeared in 16 of the next 17 games before reinjuring the ankle on March 13 at Oklahoma City...collected 13 points, 8 rebounds and 15 assists on March 7 vs. Portland...registered his fourth career triple-double on March 2 vs. the LA Clippers; the point (18) and rebound (12) totals were season bests...handed out a then career-high and franchise-record-tying 17 assists on Nov. 1 vs. Chicago.

**2013-14:** Became the 10th player in Wolves history to start all 82 games...averaged 9.5 points, 4.2 rebounds and a then career-best 8.6 assists, good for 4th in the NBA and the top single-season figure by a Minnesota player since Terrell Brandon dished 8.9 assists in 1999-00...also ranked 2nd in the league in steals (2.32); his 191 total steals broke the franchise record previously held by Tyrone Corbin (175 in 1989-90) and led the NBA...collected 15 point-assist double-doubles and notched a pair of triple-doubles: Nov. 10 at the L.A. Lakers (12 points, 10 rebounds and 14 assists) and March 19 at Dallas (22 points, 10 rebounds and 15 assists)...played a career-high 49:08 in that Dallas contest; the 10 rebounds equaled his season high...scored 20+ points four times...tied the club single-game record by dishing 17 assists vs. Indiana on Feb. 19...swiped a season-high 7 steals on Feb. 12 vs. Denver, and tallied a then career-high 25 points on Feb. 8 vs. Portland...dealt his 1,000th career assist on Dec. 30 vs. Dallas.

**2012-13:** Played in 57 games (47 starts)...made his first appearance on Dec. 15 vs. Dallas; he'd been sidelined for the first 20 games while recovering from surgery to repair a torn ACL and a torn LCL in his left knee...averaged 10.7 points, 4.0 rebounds and 7.3 assists while playing 29.7 minutes per contest...ranked 2nd in the NBA in steals (2.4), breaking the previous franchise single-season mark (2.2) set by Michael Williams in 1992-93; he also finished 10th in assists...tallied a game-and-season-high 24 points on April 13 vs. Phoenix, his third 20-point, 10-assist outing in the season's final month...snagged 8 steals on April 3 at Milwaukee, tying the franchise record shared Tyrone Corbin and Terrell Brandon; it also matched the NBA's single-game best for 2012-13 (Kemba Walker, Nov. 10)...collected his first career triple-double on March 12 vs. San Antonio, racking up 21 points, 12 assists and a career-high 13 rebounds...swiped 6 steals on March 6 vs. Washington, capping a run that saw him grab 43 steals in 10 contests, the most prolific 10-game stretch in the NBA since Ron Artest totaled 44 in 2002...dished a season-high 14 assists vs. Portland on Feb. 4.

**2011-12:** Made his NBA debut by playing in 41 games before suffering a torn ACL and a torn LCL in his left knee on March 9 vs. the Lakers; he underwent reconstructive surgery on March 21 and missed the Wolves' final 25 contests...earned First Team All-Rookie honors and finished 2nd to Kyrie Irving of Cleveland in voting for the NBA's Rookie of the Year Award, equalling the best-ever showing by a Wolves player (Stephan Marbury, 1996-97)...averaged 10.6 points, 4.2 rebounds and 2.2 steals in 34.2 minutes per contest...led all rookies (ranking 6th overall) in assists per game (8.2)...Contributed 15 points and 10 assists in his final appearance (March 9 vs. the Lakers), his 12th double-double on the year...netted 12 points and seven assists in the BBVA Rising Stars Challenge on Feb. 25, as part of All-Star Weekend in Orlando...scored 14 of his season-high 22 points in the 1st quarter vs. Philadelphia on Feb. 19...matched a season best with 14 assists Feb. 7 vs. Sacramento (also Jan. 8 at Washington)...grabbed a season-high 6 steals twice (Jan. 18 vs. Detroit, Feb. 3 at New Jersey)...Led the Wolves in rebounds (a season-high 8) Jan. 30 at Houston, while scoring 18 points...named January's Western Conference Rookie of the Month.

**INTERNATIONAL CAREER:** Recently competed in the 2020 Olympics in Tokyo, including a 38-point effort against Team USA in the quarterfinals...member of Spain's senior national team in competitions since 2008, has participated at the Olympic Games in 2008 and 2016, winning silver in 2008 and bronze in 2016, and the FIBA World Cup in 2010, 2014 and 2019, winning gold in 2019...also played at FIBA EuroBasket in 2009, 2011, 2013 and 2017, winning gold in 2009 and 2011 and bronze in 2013 and 2017...at the 2019 FIBA World Cup in China, was named the tournament's MVP after leading Spain to gold...averaged 16.4 points, 6.0 assists, 4.6 rebounds and 1.5 steals in eight games, going 8-0...in the gold-medal win over Argentina, had 20 points, 7 rebounds and 3 assists...averaged 9.4 points and 4.9 assists to help Spain to bronze at 2017 FIBA EuroBasket...won Olympic bronze in Rio de Janeiro in 2016, averaging 5.0 points, 2.9 assists and 2.8 rebounds...helped Spain to a fifth-place finish at the 2014 FIBA World Cup in Spain, averaging 5.4 points and 5.1 assists...won bronze at 2013 FIBA EuroBasket, averaging 7.2 points and 3.4 assists...won gold at 2011 FIBA EuroBasket in Lithuania...helped Spain finish sixth at the 2010 FIBA World Championship, averaging 4.4 points and 5.1 assists...won gold at 2009 FIBA EuroBasket in Poland, averaging 5.9 points and 3.9 assists...won Olympic silver in Beijing, averaging 4.8 points, 4.0 rebounds and 3.0 assists...at 17 years old, became the youngest Olympian to participate in a gold-medal game in men's basketball...played for Spain's junior national team in U18 and U16 European Championships...**PROFESSIONAL:** With Barcelona in 2010-11, averaged 4.8 points, 3.2 rebounds and 4.1 assists in 42 games during his second season with Barcelona...earned his first Spanish ACB League Championship following an 8-0 run through the playoffs...averaged 6.5 points, 3.2 rebounds and 3.6 assists in 20 EuroLeague games...also led his Barcelona team to victories in the Catalan Cup, Spanish Supercup and Spanish King's Cup tournament...in first season with Barcelona in 2009-10, averaged 6.4 points, 2.7 rebounds and 4.3 assists in 42 games...improved those averages to 6.8 points, 2.9 rebounds and 4.1 assists in 22 contests during Barcelona's run to the EuroLeague title...also contributed to Barcelona's victories in the Catalan Cup, Spanish Supercup and Spanish King's Cup tournaments...earned MVP honors at the Catalan Cup Tournament...following the season, honored as the league's top point guard and named to the All-Spanish ACB League Team...also named the EuroLeague Rising Star for 2010...with DKV Joventut in 2008-09, averaged 9.8 points, 2.7 rebounds, 5.8 assists in 25 games...Led the ACB League with 2.2 steals per game...appeared in five games during the EuroLeague season, averaging 2.4 points, 2.4 rebounds and 2.8 assists per game...Catalan Cup Tournament champion...named Spanish ACB League Defensive Player of the Year...also named the FIBA European Young Player of the Year for a third consecutive season...in 2007-08 with DKV Joventut, averaged 10.2 points, 3.3 rebounds, 3.9 assists and 2.0 steals over 39 games in his most decorated season as a pro...led his team to wins in the 2007 Catalan Cup Tournament, the 2008 Spanish King's Cup and the 2008 EuroCup...named the 2008 FIBA Young Player of the Year as well as the 2008 European Player of the Year...also honored as the ACB League's top point guard and named to the All-Spanish ACB League Team...in 2006-07 with DKV Joventut, averaged 4.5 points, 2.6 rebounds and 2.6 assists in 43 contests...led the ACB League in steals, averaging 1.9 thefts per game...saw his first action in EuroLeague, appearing in 16 games and averaging 3.6 points, 2.4 rebounds and 2.8 assists...following the season, honored with the 2007 Spanish ACB League Rising Star Award as well as the FIBA European Young Player of the Year Award, given annually to the best player in Europe under the age of 22...played his first pro season for DKV Joventut in 2005-06...made his Spanish ACB League debut on Oct. 15 at the age of 14, becoming the youngest player ever to compete in Spain's top professional league...averaged 2.6 points and 1.1 rebounds in 14 games during his rookie season...helped his team to victories in the 2005 Catalan Cup Tournament and the 2006 EuroChallenge Tournament.

**PLAYOFF CAREER:** Reached the playoffs in each of his two years in Utah, averaging 14.6 points, 5.5 rebounds and 7.7 assists per game in 11 total games...during the **2019 Playoffs** with the Jazz, played all five games in First Round series against Houston, averaging 15.4 points, 8.6 assists, 3.2 rebounds and 2.4 steals...scored in double figures in all five games and had a double-double in each of the final two games of the series...made his NBA Playoff debut by playing six games for the Jazz in the **2018 Playoffs**, averaging 14.0 points, 7.3 rebounds, 7.0 assists and 1.3 steals in 30.2 minutes per contest...recorded a triple-double vs. Oklahoma City on April 21 by tallying 26 points, 11 rebounds and 10 assists...missed the Conference Semifinals against Houston with a left hamstring strain.

**NOTABLE:** 2019 FIBA World Cup MVP, leading Spain to a gold-medal finish in China...Two-time Olympic medalist, winning silver in 2008 and bronze in 2016...2011-12 NBA All-Rookie First Team selection...Runner-up for the 2011-12 NBA Rookie of the Year behind Kyrie Irving...played for Team Chuck in the 2013 BBVA Rising Stars Challenge at NBA All-Star in Houston and Team Shaq in the 2012 BBVA Rising Stars Challenge at NBA All-Star in Orlando...January 2012 Western Conference Rookie of the Month.

**PERSONAL:** Born on Oct. 21, 1990 in El Masnou, Spain...His parents are Esteban and the late Tona Vives, who passed away from a battle with lung cancer in 2016...In memory of his mother, started the Tona Vives Lung Cancer Awareness Fund with A Breath of Hope Lung Foundation...Won the November 2017 NBA Cares Community Assist Award for his work with the Five For The Fight charity, a charity dedicated to eradicating cancer...Has an older brother, Marc, who also plays professional basketball in Spain's second division, and a younger sister, Laia...Twitter is @rickyubio9 and Instagram is @ruufo.



# RICKY RUBIO

## NBA REGULAR SEASON

TEAM	YEAR	GP	GS	MIN	MPG	TOTAL			3-POINT			FREE THROWS			REBOUNDS			AST	APG	PF	DQ	STL	SPG	BLK	BPG	PTS	PPG	
						FGM	FGA	PCT	GM	GA	PCT	FTM	FTA	PCT	OFF	DEF	TOT											RPG
MIN	11-12	41	31	1404	34.2	139	389	.357	32	94	.340	126	157	.803	21	150	171	4.2	336	8.2	97	0	91	2.2	8	0.2	436	10.6
MIN	12-13	57	47	1691	29.7	185	514	.360	27	92	.293	211	264	.799	44	185	229	4.0	418	7.3	143	0	137	2.4	5	0.1	608	10.7
MIN	13-14	82	82	2638	32.2	255	670	.381	44	133	.331	227	283	.802	61	281	342	4.2	704	8.6	218	2	191	2.3	11	0.1	761	9.5
MIN	14-15	22	22	692	31.5	78	219	.356	13	51	.255	57	71	.803	19	106	125	5.7	193	8.8	59	1	38	1.7	1	0.0	226	10.3
MIN	15-16	76	76	2323	30.6	219	586	.374	82	190	.326	266	314	.847	40	286	326	4.3	658	8.7	201	1	162	2.1	10	0.1	766	10.1
MIN	16-17	75	75	2469	32.9	261	650	.402	60	196	.306	254	285	.891	68	237	305	4.1	682	9.1	202	1	128	1.7	10	0.1	836	11.1
UTA	17-18	77	77	2254	29.3	346	827	.418	96	273	.352	220	254	.866	44	307	351	4.6	410	5.3	206	1	121	1.6	11	0.1	1008	13.1
UTA	18-19	68	67	1899	27.9	295	730	.404	79	254	.311	195	228	.855	33	210	243	3.6	416	6.1	180	1	91	1.3	10	0.1	864	12.7
PHX	19-20	65	65	2016	31	287	692	.415	78	216	.361	195	226	.863	46	258	304	4.7	570	8.8	167	2	94	1.4	11	0.2	847	13.0
MIN	20-21	68	51	1772	26.1	193	498	.388	66	214	.308	130	150	.867	28	195	223	3.3	433	6.4	139	0	98	1.4	4	0.1	582	8.6
CLE	21-22	34	8	870	25.5	149	411	.363	59	174	.339	88	103	.854	15	126	141	4.1	225	6.6	75	0	49	1.4	7	0.2	445	13.1
TOTAL	665	601	2128	30.3	2407	6186	.389	616	1887	.326	1959	2335	.843	419	2341	2760	4.2	5045	7.6	1887	9	1200	1.8	88	0.1	7399	11.1	

## NBA PLAYOFFS

TEAM	YEAR	GP	GS	MIN	MPG	TOTAL			3-POINT			FREE THROWS			REBOUNDS			AST	APG	PF	DQ	STL	SPG	BLK	BPG	PTS	PPG	
						FGM	FGA	PCT	GM	GA	PCT	FTM	FTA	PCT	OFF	DEF	TOT											RPG
UTA	17-18	6	6	181	30.2	28	73	.354	10	32	.313	18	23	.783	5	39	44	7.3	42	7.0	13	0	8	1.3	3	0.5	84	14.0
UTA	18-19	5	5	168	33.6	28	66	.424	4	20	.200	17	20	.850	3	13	16	3.2	43	8.6	14	0	12	2.4	1	0.2	77	15.4
TOTAL		11	11	349	31.7	56	145	.386	14	52	.259	35	43	.814	8	52	60	5.5	85	7.7	27	0	20	1.8	4	0.4	161	14.6

RUBIO HIGHS	2021-22 SEASON HIGHS	CAREER HIGHS	PLAYOFF HIGHS
Points	<b>37 @ NYK 11/7/21</b>	<b>37 @ NYK 11/7/21</b>	<b>26 vs. OKC 4/21/18</b>
Field Goals Made	<b>13 @ NYK 11/7/21</b>	<b>13 @ NYK 11/7/21</b>	<b>9 vs. OKC 4/21/18</b>
Field Goals Attempted	<b>25 @ NOP 12/28/21</b>	<b>25 @ NOP 12/28/21</b>	<b>18 2 Times</b>
Three Point Field Goals Made	<b>8 @ NYK 11/7/21</b>	<b>8 @ NYK 11/7/21</b>	<b>5 @ OKC 4/18/18</b>
Three Point FG Attempted	<b>10 @ BKN 11/17/21</b>	<b>10 @ BKN 11/17/21</b>	<b>9 vs. OKC 4/21/18</b>
Free Throws Made	<b>7 vs. WAS 11/10/21</b>	<b>13 2 Times</b>	<b>6 vs. OKC 4/21/18</b>
Free Throws Attempted	<b>8 vs. WAS 11/10/21</b>	<b>14 2 Times</b>	<b>7 vs. OKC 4/21/18</b>
Offensive Rebounds	<b>3 at LAL 10/29/21</b>	<b>5 vs. LAC 11/12/16</b>	<b>2 2 Times</b>
Defensive Rebounds	<b>11 at NOP 12/28/21</b>	<b>12 2 Times</b>	<b>11 @ OKC 4/25/18</b>
Total Rebounds	<b>13 at NOP 12/28/21</b>	<b>13 4 Times</b>	<b>12 @ OKC 4/25/18</b>
Assists	<b>12 vs. HOU 12/15/21</b>	<b>19 vs. WAS 3/13/17</b>	<b>11 2 Times</b>
Steals	<b>5 vs. DET 11/12/21</b>	<b>8 2 times</b>	<b>4 2 Times</b>
Blocks	<b>2 at NOP 12/28/21</b>	<b>2 5 times</b>	<b>1 4 Times</b>
Minutes Played	<b>38 vs. GSW 11/18/21</b>	<b>49 @ DAL 3/19/14</b>	<b>39 vs. HOU 4/22/19</b>



# LAMAR STEVENS

HEIGHT 6'8

POSITION FORWARD

DOB 07.09.1997

FROM PENN STATE

YEARS PRO 2

#8



**DRAFTED:** Not drafted by an NBA franchise.

**HOW ACQUIRED:** Signed to a Two-Way contract by the Cleveland Cavaliers on Nov. 28, 2020; Signed a multi-year contract with the Cavaliers on April 14, 2021.

**2021-22:** Appeared in 63 games (13 starts) with Cleveland...averaged 6.1 points on .489 shooting from the field and 2.6 rebounds in 16.1 minutes...scored in double figures 11 times and 20+ points on one occasion...recorded a career-high 23 points on 10-15 (.667) shooting from the field, seven rebounds and two steals in 30 minutes at Utah on Jan. 12...contributed 18 points, three rebounds, two assists, one steal and a career-high three blocks in 26 minutes off the bench vs. Philadelphia on April 3...recorded double-digit scoring efforts in a career best four straight games from March 19-26, averaging 15.0 points on .600 (24-40) shooting from the field and 5.3 rebounds in 25.00 minutes over that span...shot a career-best 6-7 (.857) from the field for 15 points and added five rebounds in 16 minutes vs. Detroit on March 19.

**PROFESSIONAL CAREER:** Has appeared in 103 regular season games (13 starts) with Cleveland...owns career averages of 5.3 points, 2.5 rebounds in 14.7 minutes per game...also shooting .479 from the field and .714 from the free throw line for his career...has one double-double, scored 10+ points in 14 games during his career.

**2020-21:** Played in 40 games for Cleveland...averaged 4.1 points and 2.4 rebounds in 12.5 minutes...shot .456 from the field and scored in double figures three times...scored the game-winning basket, a dunk with 4.1 seconds remaining that gave Cleveland a 112-111 victory over Atlanta on Feb. 23...against the Spurs on March 19, posted his 1st career double-double with career highs of 15 points and 11 rebounds in just 17 minutes, becoming the 1st player in Cavaliers history to put up 15+ PTS and 10+ REB while playing under 18 minutes...missed two games due to a right abdominal strain from Jan. 27-29; missed 12 games due to a concussion from April 26-May 16...was a DNP-CD 17 times.

**COLLEGE CAREER:** Spent entire four-year career at Penn State, appearing in 135 games (all starts) with averages of 16.3 points and 6.5 rebounds in 32.2 minutes per contest...two-time NABC and USBWA All-District selection...finished career as part of the winningest class in Penn State's Big Ten era (76 victories)...ranks second on Penn State's career scoring list (2,207) and holds program records for field goals made (801) and starts (135)...as a senior in **2019-20**, started all 31 games with averages of 17.6 points, 6.9 rebounds, 2.2 assists, 1.1 steals and 1.2 blocks in 31.0 minutes...led Penn State and finished fourth in the Big Ten in scoring...2019-20 All-Big Ten First Team selection...tied for 38th in the nation in free throw attempts (192) and ranked second in the Big Ten in free throws made (138)...ranked second on the team in rebounding (6.9 rpg) and blocks (1.19 bpg) and third in assists (2.2 apg)...helped Penn State (21-10) to 11 Big Ten wins and an expected NCAA Tournament berth before the season was cut short...scored a career-high 33 points in a win vs. Minnesota (Feb. 8)...played in 32 games as a junior in **2018-19**, averaging a career-high 19.9 points, 7.7 rebounds and 2.1 assists in 36.9 minutes...named 2018-19 All-Big Ten First Team by media and Second Team by coaches...in his sophomore campaign in 2017-18, started all 39 contests with averages of 15.5 points, 5.9 rebounds and 1.1 blocks in 33.1 minutes...2018 NIT Most Outstanding Player...started all 33 games as a freshman in **2016-17**, averaged 12.7 points and 5.5 rebounds in 27.8 minutes.

**PERSONAL:** Wrote a children's book, Lamar's Climb, that traces his path from Philadelphia to State College and was illustrated by children and young adults with Down syndrome...2019-20 Senior CLASS All-America Second Team selection while at Penn State for his achievements on and off the court.

LAMAR STEVENS																				
NBA REGULAR SEASON																				
TEAM	YEAR	GP	GS	MIN	MPG	TOTAL			GM	GA	PCT	3-POINT			FREE THROWS			REBOUNDS		
						FGM	FGA	PCT				3PM	3PA	3PCT	FTM	FTA	PCT	OFF	DEF	TOT
CLE	20-21	40	0	489	12.5	62	136	.456	4	25	.160	37	51	.725	24	72	.333	24	72	96
CLE	21-22	63	13	1015	16.1	158	319	.495	18	65	.277	63	79	.797	47	117	.402	44	107	151
TOTAL		103	13	1514	14.7	218	455	.479	22	90	.244	90	126	.714	71	189	.370	68	179	247
COLLEGE CAREER																				
TEAM	YEAR	GP	GS	MIN	MPG	TOTAL			GM	GA	PCT	3-POINT			FREE THROWS			REBOUNDS		
						FGM	FGA	PCT				3PM	3PA	3PCT	FTM	FTA	PCT	OFF	DEF	TOT
PSU	16-17	33	33	918	27.8	148	345	.429	11	32	.344	112	146	.767	54	129	.419	55	17	72
PSU	17-18	39	39	1290	33.1	231	497	.465	30	94	.319	112	161	.696	54	178	.303	54	178	232
PSU	18-19	32	32	1180	36.9	230	545	.422	20	91	.220	157	204	.770	53	192	.276	66	21	87
PSU	19-20	31	31	961	31.0	192	454	.423	25	95	.263	138	192	.719	39	176	.219	67	22	89
TOTAL		135	135	4349	32.2	801	1841	.435	86	312	.276	519	703	.738	200	675	.298	262	119	381

STEVENS HIGHS	2021-22 SEASON HIGHS	CAREER HIGHS	PLAYOFF HIGHS
Points	23 at UTA 1/12/22	23 at UTA 1/12/22	-
Field Goals Made	10 at UTA 1/12/22	10 at UTA 1/12/22	-
Field Goals Attempted	15 at UTA 1/12/22	15 at UTA 1/12/22	-
Three Point Field Goals Made	2 3 times	2 3 times	-
Three Point FG Attempted	4 2 times	4 3 times	-
Free Throws Made	6 vs. PHI 4/3/22	7 vs. SAS 3/19/21	-
Free Throws Attempted	7 vs. PHI 4/3/22	8 vs. SAS 3/19/21	-
Offensive Rebounds	4 at LAL 10/29/21	4 2 times	-
Defensive Rebounds	7 at ATL 3/31/22	7 2 times	-
Total Rebounds	8 at ATL 3/31/22	11 vs. SAS 3/19/21	-
Assists	3 3 times	4 2 times	-
Steals	3 2 Times	3 3 times	-
Blocks	3 vs. PHI 4/3/22	3 vs. PHI 4/3/22	-
Minutes Played	34 vs. LAL 3/21/22	34 vs. LAL 3/21/22	-



**DEAN**  
**WADE**

**HEIGHT** 6'9

**POSITION** FORWARD

**DOB** 11.20.1996

**FROM** KANSAS STATE

**YEARS PRO** 3

**#32**



**DRAFTED:** Not drafted by an NBA franchise.

**HOW ACQUIRED:** Signed a Two-Way contract with the Cleveland Cavaliers on July 9, 2019; Signed a multi-year contract on June 30, 2020.

**2021-22:** Appeared in 51 games (career-high 28 starts) with Cleveland...averaged 5.3 points on .456 shooting from the field and 2.9 rebounds in 19.2 minutes...scored in double-figures 11 times this season, including one double-double on Dec. 15 vs. Houston (16 PTS, 10 REB)...recorded a season-high 17 points twice; on Nov. 18 vs. Golden State, recorded 17 points (7-13, 538), nine rebounds and five assists in a career-high 40 minutes and on Dec. 26 vs. TOR finished with 17 points, three rebounds, two assists and one steal in 28 minutes...tallied 13 points on 4-7 (.571) shooting from three-point range, five rebounds and a career-high tying three steals in 35 minutes on Jan. 24 versus the Knicks...recorded three steals in three games...made a season-high four three-pointers twice (4-7 3FG on Jan. 24 vs. NYK and 4-5 3FG on Jan. 30 at DET)...sustained a season-ending right knee injury on March 12 at Chicago; underwent successful surgery on March 28 to treat ongoing issues with the meniscus in his right knee.

**PROFESSIONAL CAREER:** Has appeared in 126 regular season games (47 starts) with Cleveland...owns career averages of 5.3 points and 3.0 rebounds in 18.0 minutes per game...also shooting .447 from the field, .365 from three-point range and .714 from the free throw line for his career...has two double-doubles.

**2020-21:** Played in 63 games (19 starts) for Cleveland...averaged 6.0 points and 3.4 rebounds in 19.2 minutes...scored in double figures 15 times...In 19 games as a starter, averaged 10.1 points and 6.2 rebounds while shooting .400 (40-100) from three...recorded 1st career double-double with 19 points, a career-high tying 12 rebounds, two assists and a career-high tying three steals in 38 minutes against Indiana on May 10...set a career high in three-pointers made (6-10 3FG) against Miami on May 1...tallied a career-best 21 points (8-12 FG, 5-8 3FG), six rebounds and a career-high tying three steals in 32 minutes against New Orleans on April 11...was a DNP-CD nine times.

**2019-20:** Played in 12 games with the Cavaliers...averaged 1.7 points and 1.6 rebounds in 5.9 minutes per game...had career highs of six points, eight rebounds and three blocks in 14 minutes off the bench at L.A. Clippers on Jan. 14...was a DNP-CD 15 times and a DND once...missed one game due to illness on Jan. 20 and one game due to a right ankle sprain on March 7...placed on the Inactive List 36 times...also appeared in 30 games (29 starts) with the Canton Charge, averaging 14.2 points on .461 shooting from the field, including .399 from beyond the arc, 7.5 rebounds, 2.3 assists and 1.40 blocks in 31.1 minutes...recorded 23 points, 20 rebounds and three blocks in 39 minutes versus the Lakeland Magic on Nov. 9...tallied a NBA G League season-best 29 points, eight rebounds, four steals and three blocks in 33 minutes in a win over Fort Wayne on Feb. 23.

**COLLEGE CAREER:** Played in 126 games (123 starts) over four seasons at Kansas State, averaging 12.0 points, 5.4 rebounds and 2.1 assists in 29.3 minutes per contest...also shot .498 from the field and .384 from three-point range...only player in school history with at least 1,000 points, 100 three-point field goals, 500 rebounds, 200 assists and 100 steals...finished 10th on the school's all-time scoring list with 1,510 points, while he is one of just three K-State players (Bob Boozer in 1956-59 and Rodney McGruder in 2009-13) to rank in the Top 10 in both career scoring (1,510/10th) and rebounding (685/8th)...was part of a senior class that posted an 88-51 (.633) overall record and advanced to three NCAA Tournaments; the 88 wins tie for the sixth-most by a class in school history...started all 25 games as a senior in **2018-19**, averaging 12.9 points on .492 shooting, including .418 (23-55) from beyond the arc, a team-high 6.1 rebounds and 2.8 assists in 30.4 minutes per game...selected to the All-Big 12 First Team by the league coaches and The Associated Press...became just the second Wildcat (Jacob Pullen) to be named to the league's First Team in back-to-back seasons and one of 5 players to earn recognition to the Coaches' All-Big 12 First Team...scored a season-high 24 points on a perfect 9-9 shooting from the field against Oklahoma State (Feb. 2); became the seventh Wildcat to go 9-of-9 or better from the field, including the fourth to do it in a conference game and the first since 1980...missed nine games due to two separate foot injuries...during his junior season in **2017-18**, appeared in 33 games (32 starts) with averages of 16.2 points, 6.2 rebounds, 2.7 assists and 1.55 steals in 32.8 minutes per contest...also shot .550 from the field and .440 from long distance...selected to the All-Big 12 First Team by the league coaches and the Second Team by The Associated Press...became just the fourth Wildcat to be named to the Coaches' All-Big 12 First Team, joining Michael Beasley (2008), Jacob Pullen (2010, 2011) and Rodney McGruder (2013)...his 16.2 points per game average was the highest by a Wildcat since Jacob Pullen averaged 20.2 points as a senior in 2010-11...became just the fourth Wildcat to shoot 50 percent or better from the field, 40 percent or better from 3-point range and 75 percent from the free throw line in a single season and the first double-digit scorer to do so since Mitch Richmond and Will Scott both did it during the 1987-88 season...collected 28 double-digit scoring games, including a team-tying 11 20-point games...scored a career-best 34 points in a win at Iowa State (12/29/17), which came on 13-of-16 field goals, including 6-of-8 from 3-point range...started all 35 contests as a sophomore in **2016-17**, averaging 9.3 points and 4.5 rebounds in 28.0 minutes per game...the 35 starts tied teammates Barry Brown, Jr., and Kamau Stokes for the most-ever by a sophomore at K-State...scored in double figures 17 times, including on 11 occasions in Big 12 play...all three 20-point games came in league play, registering 20 points twice vs. Kansas and at TCU (3/1/17)...in his freshman campaign in **2015-16**, played in 33 games (31 starts), averaging 9.9 points and 5.1 rebounds in 26.4 minutes per contest...the 33 games played tied nine others for the fourth-most games played by a true freshman in school history, while his 31 starts also ranked fourth all-time by a rookie...scored in double figures 16 times, including on 8 occasions in Big 12 play...set a season-high with 20 points vs. Oklahoma State (3/9/16) in the Phillips 66 Big 12 Championship on 6-of-9 shooting.

**PERSONAL:** Full name is Dean Jackson Wade...graduated in May 2019 with a bachelor's degree in social science...father, Jay, lettered one season on the Kansas State football team...mother, Trish, played volleyball and basketball at Barton Community College and is in the school's Hall of Fame...has an older sister, Teresa, who is an all-state volleyball player at St. John and the 2010 Class 1A State Division I MVP.

# DEAN WADE

## NBA REGULAR SEASON

TEAM	YEAR	GP	GS	MIN	MPG	TOTAL			GM	GA	PCT	3-POINT			FREE THROWS			REBOUNDS			AST	APG	PF	DQ	STL	SPG	BLK	BPG	PTS	PPG
						FGM	FGA	PCT				FTM	FTA	PCT	OFF	DEF	TOT	RPG	TOT	RPG										
CLE	19-20	12	0	71	5.9	9	13	.692	2	4	.500	0	1	.000	3	16	19	1.6	2	0.2	8	0	2	0.2	4	0.3	20	1.7		
CLE	20-21	63	19	1212	19.2	134	311	.431	78	213	.366	30	39	.769	38	177	215	3.4	74	1.2	78	1	35	0.5	21	0.3	376	6.0		
CLE	21-22	51	28	990	19.2	89	217	.405	51	142	.359	20	30	.667	31	119	150	2.9	52	1.0	88	0	29	0.6	7	0.1	299	5.9		
TOTAL		126	47	2263	18.0	242	541	.447	131	369	.365	50	70	.714	72	313	384	3.0	128	1.0	174	1	66	0.5	32	0.3	665	5.3		

## NBA G LEAGUE REGULAR SEASON

NBA & LEAGUE REGULAR SEASON																												
TEAM	YEAR	GP	GS	MIN	MPG	TOTAL			3-POINT		FREE THROWS			REBOUNDS														
						FGM	FGA	PCT	GM	GA	PCT	FTM	FTA	PCT	OFF	DEF	TOT	RPG	AST	APG	PF	DQ	STL	SPG	BLK	BPG	PTS	PPG
CTN	19-20	30	29	932	31.1	148	321	.461	55	138	.399	49	58	.845	51	175	226	7.5	70	2.3	62	0	26	0.9	42	1.4	425	14.2

## COLLEGE CAREER

TEAM	YEAR	GP	GS	MIN	MPG	TOTAL			GM	GA	3-POINT			FREE THROWS			REBOUNDS					AST	APG	STL	SPG	BLK	BPG	PTS	PPG
						FGM	FGA	PCT			FTM	FTA	PCT	OFF	DEF	TOT	RPG												
KSU	15-16	33	31	871	26.4	110	255	.431	25	88	.284	80	122	.656	67	101	168	5.1	37	1.1	20	0.6	17	0.5	325	9.9			
KSU	16-17	35	35	980	28.0	117	236	.496	39	97	.402	53	80	.662	57	101	158	4.5	64	1.8	26	0.7	23	0.7	326	9.3			
KSU	17-18	33	32	1063	32.8	198	360	.550	40	91	.440	97	129	.752	43	160	203	6.2	89	2.7	51	1.6	27	0.8	533	16.2			
KSU	18-19	25	25	761	30.4	122	248	.492	23	55	.418	56	71	.789	51	102	153	6.1	70	2.8	21	0.8	12	0.5	323	12.9			
TOTAL		126	123	3995	29.3	547	1099	.498	127	331	.384	286	402	.711	218	404	682	5.4	260	2.1	118	0.9	79	0.6	1507	12.0			

WADE HIGHS	2021-22 SEASON HIGHS	CAREER HIGHS	PLAYOFF HIGHS
Points	<b>17</b> 2 times	<b>21</b> vs. NOP 4/11/21	-
Field Goals Made	<b>7</b> 2 times	<b>8</b> vs. NOP 4/11/21	-
Field Goals Attempted	<b>13</b> vs. GSW 11/18/21	<b>14</b> 2 times	-
Three Point Field Goals Made	<b>4</b> 2 times	<b>6</b> vs. MIA 5/1/21	-
Three Point FG Attempted	<b>7</b> vs. NYK 1/24/22	<b>11</b> vs. PHI 4/1/21	-
Free Throws Made	<b>3</b> 2 times	<b>4</b> vs. IND 5/10/21	-
Free Throws Attempted	<b>5</b> vs. OKC 1/22/22	<b>5</b> 2 times	-
Offensive Rebounds	<b>5</b> vs. GSW 11/18/21	<b>5</b> vs. GSW 11/18/21	-
Defensive Rebounds	<b>10</b> vs. HOU 12/15/21	<b>10</b> 2 times	-
Total Rebounds	<b>10</b> vs. HOU 12/15/21	<b>12</b> 2 times	-
Assists	<b>5</b> vs. GSW 11/18/21	<b>5</b> vs. GSW 11/18/21	-
Steals	<b>3</b> 3 times	<b>3</b> 7 times	-
Blocks	<b>1</b> 7 times	<b>3</b> 2 times	-
Minutes Played	<b>40</b> vs. GSW 11/18/21	<b>40</b> vs. GSW 11/18/21	-





**DYLAN**  
**WINDLER**

**HEIGHT** 6'6

**POSITION** GUARD/FORWARD

**DOB** 09.22.1996

**FROM** BELMONT

**YEARS PRO** 2

**#9**



**DRAFTED:** Selected in the first round (26th overall pick) of the 2019 NBA Draft by the Cleveland Cavaliers.

**2021-22:** Appeared in 50 games with Cleveland...averaged 2.2 points and 1.8 rebounds in 9.2 minutes...recorded a season-high 13 points (4-5 FG, 3-3 3FG), three assists and one steal in 21 minutes on Nov. 3 versus Portland...grabbed 5+ rebounds five times...tallied a season-high nine rebounds on March 28 versus Orlando...chipped in eight points, seven rebounds, a season-high four assists and one block on Nov. 12 versus Detroit...also appeared in 10 games (10 starts) for the Cleveland Charge in the NBA G League, averaging 15.3 points, 9.9 rebounds, 2.8 assists and 1.60 blocks in 35.6 minutes.

**PROFESSIONAL CAREER:** Has appeared in 81 regular season games over two seasons with Cleveland...averaging 3.3 points and 2.4 rebounds in 12.0 minutes per contest...has one career double-double and has scored in double figures six times in his career.

**2020-21:** Played in 31 games for Cleveland...averaged 5.2 points and 3.5 rebounds in 16.5 minutes...scored in double figures on 5 occasions...recorded his 1st career double-double (12 PTS, 10 REB) at Portland on Feb. 12...from Dec. 23 to Feb. 24, led the Cavs in three-point percentage at .418 (23-55)...in a win over Atlanta on Feb. 23, scored a career-high 15 points and became just the 3rd rookie in Cavs history to go 5-5 or better from beyond the arc, joining Kyrie Irving (3/30/12) and Jason Kapono (2/23/04)...between Feb. 23 and 24, made 9 consecutive three-pointers without a miss, becoming the first Cavs rookie to accomplish that feat in 20 years; his 9 straight threes without a miss was the longest by any Cavalier since Kyrie Irving in 2015...missed 13 games due to a left hand fracture from Dec. 26-Jan. 20 and 26 games due to left knee injury and surgery from Feb. 15-May 16.

**2019-20:** Missed the entire regular season due to a left lower leg stress reaction...had a rehab stint with the Canton Charge from Dec. 6-7, appearing in two games and averaging 6.5 points and 4.0 rebounds in 18.5 minutes per contest...underwent successful surgery related to his left lower leg stress reaction on Jan. 21.

**COLLEGE CAREER:** Played four seasons at Belmont, appearing in 128 games (97 starts) with averages of 13.2 points, 7.8 rebounds and 1.0 steal in 29.4 minutes per contest...shot .541 from the field, .406 from three-point range and .763 from the foul line...one of four players to record 1,600 career points and 1,000 rebounds in Ohio Valley Conference history dating to 1971...35 career games of 20+ points and 36 career double-doubles...as a senior in **2018-19**, started all 33 games and averaged 21.3 points on .540 shooting from the field, 10.8 rebounds, 2.6 assists and 1.42 steals in 33.2 minutes per contest...also went .429 from beyond the arc and .847 from the charity stripe...only player in America to average at least 20 points, 10 rebounds, 2.5 assists per game and shoot .400 from three...NABC All-District...USBWA All-District...Mid-Major All-American...All-OVC First Team...Julius Erving Award Finalist...Lou Henson Award Finalist...Reese's NABC College All-Star Game Invitee...led Belmont to first NCAA Tournament victory and first at-large bid in program history...had nine 30-point games...tallied 41 points, 12 rebounds at Morehead State (2/9/19)...35 points, 11 rebounds vs. Maryland in NCAA Tournament (3/21/19)...OVC Scholar-Athlete of the Year...as a junior in **2017-18**, was First Team All-OVC after starting in all 33 games with averages of 17.3 points on .559 shooting from the field, including .426 from deep, 9.3 rebounds, 2.7 assists, 1.0 steal and 0.94 blocks in 35.4 minutes per contest...Mid-Major All-American...NCAA.com National Player of the Week...three-time TSWA Player of the Week...Three-time OVC Player of the Week...only player in America to average 17.0 ppg, 9.0 rpg, 2.5 apg and shoot .400 from beyond the arc...finished with 36 points and 20 rebounds vs. Morehead State (2/17/18); was one of only three players in the nation to register a 30-20 game during the season (Marvin Bagley, Duke; Jo Luol-Akui, Baylor)...posted 31 double figure scoring games and 15 double-doubles...among OVC leaders in nine statistical categories, including fourth in scoring and first in rebounding...started all 30 games as a sophomore in **2016-17**...averaged 9.2 points and 6.3 rebounds in 30.1 minutes per game...among OVC leaders in six statistical categories, including eighth in field goal percentage (.533), eighth in three-point field goal percentage (.398), 10th in blocked shots (0.97)...12 double figure scoring games...game-winning basket vs. Lipscomb (11/29/16)...tallied 23 points, four rebounds, three steals vs. Southeast Missouri (1/7/17)...as a freshman in **2015-16**, appeared in 32 games (one start)...averaged 4.3 points and 4.5 rebounds in 18.4 minutes per contest...recorded two double figure scoring games.

**PERSONAL:** 2018-19 Male Scholar Athlete of the Year by the Division I-AAA Athletics Directors Association with his 3.74 GPA...championship golfer in high school, conference and county champion and state qualifier...majored in Accounting...has one sibling, Carey...lists Kevin Durant, James Harden, Phil Mickelson as favorite athletes...four-year letter-winner at Perry Meridian High School for head coach Brent Keck...late bloomer in basketball who developed into one of the top players in the state of Indiana...2015 IBCA/Subway Boys' Basketball All-State...named to prestigious Indiana North-South All-Star Classic roster...averaged 27.3 points and 10.2 rebounds per game as a senior, led all Indiana players in scoring and rebounding for classification.

# DYLAN WINDLER

## NBA REGULAR SEASON

TEAM	YEAR	GP	GS	MIN	MPG	TOTAL			GM	3-POINT			FREE THROWS			REBOUNDS			AST	APG	PF	DQ	STL	SPG	BLK	BPG	PTS	PPG
						FGM	FGA	PCT		GA	PCT	FTM	FTA	PCT	OFF	DEF	TOT	RPG										
CLE	19-20	31	0	513	16.5	57	130	.438	26	77	.338	21	27	.778	20	87	107	3.5	33	1.1	37	0	19	0.6	12	0.4	161	5.2
CLE	20-21	31	0	459	14.8	37	98	.378	21	70	.300	15	18	.833	21	68	89	1.8	34	0.7	47	0	14	0.3	3	0.1	110	2.2
CLE	21-22	50	0	459	9.2	37	98	.378	21	70	.300	15	18	.833	21	68	89	1.8	34	0.7	47	0	14	0.3	3	0.1	110	2.2
<b>TOTAL</b>		81	0	972	12.0	94	228	.412	47	147	.320	36	45	.800	41	155	196	2.4	67	0.8	84	0	33	0.4	15	0.2	271	3.3

## NBA G LEAGUE REGULAR SEASON

TEAM	YEAR	GP	GS	MIN	MPG	TOTAL			GM	3-POINT			FREE THROWS			REBOUNDS			AST	APG	PF	DQ	STL	SPG	BLK	BPG	PTS	PPG
						FGM	FGA	PCT		GA	PCT	FTM	FTA	PCT	OFF	DEF	TOT	RPG										
CTN	19-20	2	0	37	18.5	4	9	.444	2	7	.286	2	2	1.000	3	5	8	4.0	0	0.0	2	0	1	0.5	0	0.0	13	6.5

## COLLEGE CAREER

TEAM	YEAR	GP	GS	MIN	MPG	TOTAL			GM	3-POINT			FREE THROWS			REBOUNDS			AST	APG	STL	SPG	BLK	BPG	PTS	PPG
						FGM	FGA	PCT		GA	PCT	FTM	FTA	PCT	OFF	DEF	TOT	RPG								
BEL	15-16	32	1	590	18.4	49	100	.490	11	46	.239	30	44	.682	40	105	145	4.5	29	0.9	20	0.6	19	0.6	139	4.3
BEL	16-17	30	30	904	30.1	97	182	.533	37	93	.398	44	60	.733	47	142	189	6.3	48	1.6	27	0.9	29	1.0	275	9.2
BEL	17-18	33	33	1168	35.4	204	365	.559	69	162	.426	94	131	.718	57	250	307	9.3	90	2.7	34	1.0	31	0.9	571	17.3
BEL	18-19	33	33	1097	33.2	243	450	.540	100	233	.429	116	137	.847	64	230	357	10.8	84	2.5	47	1.4	19	0.6	702	21.3
<b>TOTAL</b>		128	97	3759	29.4	593	1097	.541	217	534	.406	284	372	.763	208	790	998	7.8	251	2.0	128	1.0	98	0.8	1687	13.2

WINDLER HIGHS	2021-22 SEASON HIGHS	CAREER HIGHS	PLAYOFF HIGHS
Points	13 vs. POR 11/3/21	15 vs. ATL 2/23/21	-
Field Goals Made	4 2 times	5 vs. ATL 2/23/21	-
Field Goals Attempted	8 at PHX 10/30/21	10 at POR 2/12/21	-
Three Point Field Goals Made	3 2 times	5 vs. ATL 2/23/21	-
Three Point FG Attempted	5 3 times	7 at POR 2/12/21	-
Free Throws Made	3 vs. ORL 3/28/22	4 2 times	-
Free Throws Attempted	4 vs. ORL 3/28/22	4 4 times	-
Offensive Rebounds	3 vs. DET 11/12/21	3 4 times	-
Defensive Rebounds	9 vs. ORL 3/28/22	9 vs. ORL 3/28/22	-
Total Rebounds	9 vs. ORL 3/28/22	10 at POR 2/12/21	-
Assists	4 vs. DET 11/12/21	4 2 times	-
Steals	2 2 times	3 at PHI 2/27/21	-
Blocks	1 3 times	2 2 times	-
Minutes Played	22 vs. DET 11/12/21	26 at BOS 1/24/21	-

## 2022 TRAINING CAMP INVITES



### SHARIFE COOPER • 1

Guard • 6-1 • 180

One-Year Pro • Draft Class: 2021

College: Auburn

Birthdate: June 11, 2001 (Newark, NJ)

**DRAFTED:** Selected in the second round (48th overall pick) of the 2021 NBA Draft by the Atlanta Hawks.

**2021-22:** Appeared in 13 games for Atlanta...

signed to a Two-Way contract on Aug. 5...scored his first NBA basket versus Milwaukee on Nov. 14...also appeared in 34 games (31 starts) for the College Park Skyhawks of the NBA G League, averaging 17.4 points, 6.4 assists, 3.6 rebounds and 1.0 steals in 29.9 minutes (.436 FG%, .353 3FG%, .852 FT%).

**2022 NBA SUMMER LEAGUE:** Appeared in five games (all starts) for Atlanta during the NBA Summer League in Las Vegas...averaged 4.4 points and 4.2 assists in 20.9 minutes.



### NATE HINTON • 14

Guard • 6-5 • 210

Two-Year Pro • Draft Class: 2020

College: Houston

Birthdate: June 8, 1999 (Gastonia, NC)

**DRAFTED:** Not drafted by an NBA franchise.

**2021-22:** Appeared in two games for Indiana...also played in 33 games (32 starts) for the Fort Wayne Mad Ants of the NBA G League, averaging

18.1 points, 9.0 rebounds, 2.1 assists and 2.1 steals in 37.2 minutes per contest...ranked 3rd in the NBA G League in minutes and 4th in steals...signed a Two-Way contract with the Pacers on April 7.

**2022 NBA SUMMER LEAGUE:** Appeared in four games (one start) for Indiana during the NBA Summer League in Las Vegas...averaged 5.0 points, 3.5 rebounds, 2.0 assists and 1.3 steals in 13.7 minutes.



### MAMADI DIAKITE • 21

Forward • 6-9 • 224

Two-Year Pro • Draft Class: 2020

College: Virginia

Birthdate: January 21, 1997 (Conakry, Guinea)

**DRAFTED:** Not drafted by an NBA franchise.

**2021-22:** Appeared in 13 games (three starts) for Oklahoma City...averaged 4.3 points and 4.5 rebounds in 14.5 minutes...shot .532 from the

field...signed 10-day contracts with the Thunder on Jan. 11, Jan. 21 and Jan. 31...scored a season-high 12 points to go with eight rebounds and three blocks in 30 minutes at Portland on Feb. 4...grabbed a career-best 10 rebounds at Dallas on Feb. 2.

**NOTABLE:** NBA Champion (2021, Milwaukee Bucks)...NBA G League Champion (2021, Lakeland Magic)...All-NBA G League First Team (2021)...NBA G League All-Defensive Team (2021)...NBA G League All-Rookie Team (2021)...NCAA champion (2019).



### JAMORKO PICKETT • 2

Forward • 6-9 • 206

One-Year Pro • Draft Class: 2021

College: Georgetown

Birthdate: December 24, 1997 (Washington, D.C.)

**DRAFTED:** Not drafted by an NBA franchise.

**2021-22:** Appeared in 13 games for Detroit...averaged 3.8 points and 2.5 rebounds in 13.5 minutes...scored in double figures twice...tallied a

career-best 13 points, eight rebounds, four assists and three blocks in 39 minutes at Oklahoma City on April 1...also played in 17 games (16 starts) for the Motor City Cruise of the NBA G League, averaging 14.5 points, 5.7 rebounds and 1.1 steals in 31.4 minutes.

**2022 NBA SUMMER LEAGUE:** Appeared in four games for Cleveland during the NBA Summer League in Las Vegas...averaged 5.0 points and 2.0 rebounds in 14.3 minutes.

# Season in Review

**Darius Garland**, who was an NBA All-Star in 2021-22, finished the season with career highs in points (21.7), assists (8.6), rebounds (3.3), steals (1.31), FG% (.462), FT% (.892), double-doubles (29) and minutes (35.7), and placed 3rd in the league's Most Improved Player of the Year voting.



## CAVALIERS KEY DATES IN THE 2021-22 SEASON

**October 20** – Evan Mobley became the 2nd player in NBA history to have 17 points, nine rebounds, six assists, one steal and one block in their league debut (Deandre Ayton had 18 PTS, 10 REB, 6 AST, 1 STL, 1 BLK on Oct. 17, 2018 vs. DAL) [via Elias Sports Bureau].

**October 20** – Jarrett Allen finished with 25 points (on a perfect 11-11 FG) , three steals and three blocks in 29 minutes at Memphis. He became the 1st player in the shot clock era (since 1954) to go 10-for-10 or better from the floor in their team's season-opening game [via Elias Sports Bureau]. It was just the 3rd time EVER that a Cavalier has shot 11-11 FG or better in a single game, including the 2nd time by Allen (2/21/21 vs. OKC, 11-11 FG). The only other Cavalier to go 11-11 FG or better was Johnny Warren (12/14/73 vs. BUF, 12-12 FG).

**October 20** – Darius Garland (13 PTS and career-high-tying 12 AST) and Ricky Rubio (12 PTS, 10 AST) each recorded double-doubles vs. Memphis. They also became the 1st Cavs teammates to hand out 10+ AST apiece in a single game since Kyrie Irving (14 AST) and LeBron James (12 AST) on Feb. 1, 2017 vs. MIN.

**October 22** – Collin Sexton became the 1st player in Cavs history with 30+ points on .600+ shooting from the field (33 PTS on 13-21 - .619 FG%) in a Cavs home opener and was the 4th player in Cavs history to record 30+ points in a Cavs home opener..



**October 23** – Against Atlanta, Evan Mobley became the 2nd rookie in NBA history to average 15.0+ PPG, 8.0+ RPG, 3.0+ APG, 2.0+ BPG and 1.0+ SPG through his first 3 career games.

**October 23** – Kevin Love (6,331 PTS) passed World B. Free (6,329 PTS) for 11th place on the Cavs all-time scoring list and finished with 12 points, six rebounds and three assists in 24 minutes vs. the Hawks.

**October 23** - The Cavs went on a 21-0 run against Atlanta starting with less than a minute in the second quarter (46-55) and regained the lead in the 3rd quarter leading 67-55 at the end of the run. It was the biggest Cavs run since going on a 24-0 run on Dec. 11, 2019 vs. Houston.

**October 25** – With his first defensive rebound in a win at Denver, Kevin Love (3,054 DREB) passed John "Hot Rod" Williams (3,049 DREB) for sole possession of 5th on the Cavaliers all-time defensive rebounds list.

**November 1** – Jarrett Allen led Cleveland at Charlotte become the first Cavs player with 24+ PTS, 16+ REB, 3+ BLK and 1+ STL in a game since LeBron James (31 PTS, 19 REB, 3 BLK, 4 STL) on Jan. 11, 2008 vs. CHA.

Allen became one of only three players in the shot-clock era (since 1954-55) to shoot .730+ FG on 45+ FGM through the first 8 games of a season (Wilt Chamberlain 46-58, .793 in 1972-73 and Rudy Gobert 51-69, .739 in 2018-19).

**November 3** – Against Portland at home, Evan Mobley became the first Cavs rookie to record back-to-back double-doubles since Matthew Dellavedova (March 20 & 22, 2014).

**November 5** – Across the border in Toronto, The Cavaliers secured a 102-101 victory and didn't secure their first lead until under .05 seconds left in regulation. They became the first Cavaliers team since at least 1996-97 to win a game securing their first lead with .05 or less in the game (last NBA team was BOS on Dec. 28, 2017).

**November 5** – Through Evan Mobley's first 10 career games, he totaled 138 PTS (13.3 PPG), 79 REB (7.9 RPG), 23 AST (2.3 APG), 10 STL (1.0 SPG) and 14 BLK (1.4 BPG), becoming just the 4th player in NBA history to reach those marks in their first 10 career games (Lamar Odom, Mychal Thompson and Bill Walton).

**November 7** – In a win over the Knicks, Ricky Rubio finished with a career-high 37 points on 13-19 (.684) shooting from the field and career-high 8-9 (.889) from beyond the arc to go with 10 assists, three rebounds and one steal in 31 minutes off the bench. He became the first player in NBA history with 30+ PTS, 10+ AST and 8+ three-pointers in a game off the bench and the first player in NBA history with 37+ PTS, 10+ AST and 8+ three-pointers on .800+ 3FG%. He also became the first Cavs player in team history to make his first 8 three-point attempts of a game [via Elias Sports Bureau].

**November 7** – Evan Mobley finished with a career-high 26 points on a career-best 11-15 (.733) shooting from the field, nine rebounds, five assists, one block and one steal in 36 minutes in a win over the Knicks. He was the first Cavaliers rookie in franchise history to record 26+ PTS, 9+ REB, 5+ AST and .733+ FG% in a game and first NBA rookie to do so since Blake Griffin on April 6, 2011.

**November 12** – In a 98-78 win over the Pistons at home, Cleveland held Detroit to the lowest opponent points total allowed by the Cavs since Jan. 20, 2016 (78 PTS).

**November 12** – With his 5th board against Detroit, Evan Mobley became the first Cavalier to record 100 career rebounds in 13 games or less since Brad Daugherty (100th REB in 12th game) and John "Hot Rod" Williams (100th REB in 13th game), both in 1986-87.

**November 13** – In a win over Boston, the Cavs went on a 21-2 run to grab their first lead of the game (77-76) at the 6:43 mark of the fourth quarter. It was their largest come-from-behind victory (19 points) since Feb. 24, 2020 vs. Miami (overcame a 22-point deficit). The Cavs held the Celtics to 15 points in the 4th quarter, tying their season-low for opponent points in the final period (15 in 4th at LAC on Oct. 27).



## CAVALIERS KEY DATES IN THE 2021-22 SEASON

**November 13** – Evan Mobley recorded his 200th career point with his first bucket of the game, becoming the first Cavaliers rookie in team history to record 200 points and 100 rebounds in 14 games or fewer.

**November 15** – Against Boston, Cedi Osman passed Mo Williams (414 3FGM) for 9th on the Cavaliers all-time three-point list.

**November 17** – Kevin Love grabbed his 2,000th career offensive rebound in Brooklyn, becoming the 11th active NBA player to reach that mark

**November 22** – Jarrett Allen played in his 300th career NBA game.

**November 27** – Against Orlando, Garland became the 4th-youngest Cavs player ever to reach 2,000 points. He finished the game with 26 points, 11 assists, four rebounds and one steal in 36 minutes of play.

**December 3** – With a 111-96 win over Dallas, The Cavs swept a 3-game road trip, beating Dallas (111-96), Miami (111-85) and Washington (116-101), all of which had winning records. It was just the 2nd time in franchise history that Cleveland swept a road trip of 3+ games against .500 teams (Dec. 16-19, 1975).

**December 5** – Jarrett Allen finished with a career-best 7th consecutive double-double, contributing 17 PTS and 11 REB, 2 STL and 2 BLK in 32 MIN against Utah.

**December 11** – Jarrett Allen recorded his 100th career double-double, finishing with 19 PTS and 11 REB in 39 MIN vs. Sacramento.

**December 13** – Ricky Rubio became the 12th active player with 5,000 career assists in a win over Miami, finishing the game with 7 PTS, 3 REB, a game-high 7 AST and 1 STL in 28 MIN off the bench

**December 18** - The Cavs' last 10 wins to this point had all been won by 10+ PTS, the team's longest streak of consecutive wins by 10+ PTS since Nov. 13-Dec. 9, 2008 (12 straight wins by 10+ points).

**December 25** – Cleveland extended Head Coach J.B. Bickerstaff through the 2026-27 season.

**December 31** – Brandon Goodwin made his Cavaliers debut, finishing with 13 PTS on 6-9 (.667) shooting from the field, 4 REB and 6 AST in 25 MIN of play.

**January 4** – Evan Mobley became one of only six players all-time since blocks became an official stat (1973-74) to average 14.0+ PPG, 8.0+ RPG, 1.5+ BPG and .500+ FG% though the first 30 games of a career (Chris Webber - 1993-94, Ralph Sampson - 1983-84, Bill Cartwright 1979-80, Artis Gilmore 1976-77, Bobby Jones 1976-77) [via Elias Sports Bureau].

**January 7** - With a 114-101 in Portland, Cleveland secured a record of 22-17 on the season matching its win total from all of last season (22-50 in 2020-21), reaching the mark in 31 fewer games (won their 22nd game in their 70th game in 2020-21).

**January 12** – Darius Garland recorded his first career triple-double against Utah, finishing with 11 PTS, 10 REB and 14 AST. He became the 4th youngest player in Cavs history to notch a triple-double, behind only LeBron James, Brad Daugherty and Kyrie Irving.

**January 14** – Darius Garland became the second Cavaliers player all-time under the age of 22 to finish a game with 30+ PTS, 8+ AST, 4+ REB, 1+ STL and 1+ BLK, joining LeBron James (12 times).

**January 17** – Darius Garland led the Cavaliers to an NBA-best 4-0 record in the week prior, will all four victories occurring on the road against Western Conference opponents. Garland posted a double-double in three games, including one triple-double performance, while averaging 20.5 points, 6.0 rebounds, 12.8 assists (second-best in NBA) and 1.0 steal in 35.5 minutes per contest.

**January 22** - Against the Thunder, Mobley tallied his 9th double-double of the season (15 PTS and a career-high 17 REB). Mobley's 17 rebounds are the most by a Cavs rookie since Zydrunas Ilgauskas (also 17 rebounds) on March 4, 1998. Mobley also surpassed 300 REB and 100 AST for the season in the game, becoming just the 2nd rookie in NBA history to have 570+ PTS, 300+ REB, 100+ AST, 65+ BLK, 30+ STL and shooting .500+ FG% in their first 39 games or fewer (Chris Webber in 1993-94).

**January 24** – Darius Garland recorded his 5th straight game of 10+ PTS and 10+ AST, becoming the 7th Cavalier EVER with 5+ games straight of 10 PTS and 10 AST and first since LeBron James (5 straight from Dec. 9-17, 2017).

**January 26** – Jarrett Allen contributed his team-leading 26th double-double of the season with 10 PTS, a game-high 10 REB, and 1 STL in 33 MIN against Milwaukee. With the double-double, Allen surpassed his double-double total from the previous season (25).

**January 31** – Evan Mobley scored in double figures for his career-best 17th straight game , the longest streak by a Cavs rookie since Collin Sexton (23 games) from Feb. 23-April 9, 2019.

**February 1** – Evan Mobley and Isaac Okoro were selected to participate in the 2022 Clorox Rising Stars Game at the 2022 NBA All-Star Weekend in Cleveland.

**February 2** – Kevin Love became the 7th player in Cavaliers history to record 4,000 career rebounds with the franchise in a game against Houston.

**February 3** – Darius Garland was selected as and NBA All-Star Reserve, marking his first career NBA All-Star selection.

**February 4** – Jarrett Allen recorded a career-high 29 PTS (12-20 FG) and a season-high 22 REB (career-high 11 OREB) in 34 MIN. It was his 3rd career 20-20 game and he also became the 10th NBA player this season with 20+ PTS and 20+ REB (1st player this season with 29+ PTS and 22+ REB). Allen was the 12th different player in Cavs history to have 20+ PTS and 20+ REB in a game. His 11 OREB were 1 shy of tying the Cavs single game record and he was the first Cavalier since Tristan Thompson on Oct. 31, 2014 (12 OREB) to record 11+ OREB.

**February 6** – Cedi Osman recorded 18 points in the 4th quarter against Indiana (career high for points in a quarter) on 7-8 (.875) shooting from the field, including 4-5 (.800) shooting from beyond the arc. He is the first Cavs player to score 18+ points in a quarter since LeBron James on April 6, 2018 at PHI (19 PTS in 3Q). Osman also scored his 3,000th career point with his fourth point of the game.

## CAVALIERS KEY DATES IN THE 2021-22 SEASON

**February 11** – Rajon Rondo tallied 17 PTS on 6-7 (.857) shooting, 7 REB, 6 AST and a game-high tying 3 STL in 33 MIN off the bench against the Pacers. He was just the 2nd Cavs player in team history with those numbers on .850+ shooting from the field (Larry Nance Jr.: 18 PTS, 15 REB, 7 AST, 4 STL, .875 FG% on 12/29/18). It was the first time in Rondo's career with those numbers on .850+ shooting from the field.

**February 14** – Jarrett Allen was named an NBA All-Star reserved, his first All-Star selection of his career.

**February 15** – Kevin Love recorded his 14,000th career point against Atlanta, becoming the 4th player in NBA history with 14,000+ PTS, 8,000+ REB and 1,400+ 3FG (Dirk Nowitzki, Jason Kidd and LeBron James).

**February 18-20** – Rocket Mortgage FieldHouse hosted 2022 NBA All-Star Weekend in Cleveland. On Friday night, Evan Mobley and Isaac Okoro played for Team Barry in the Rising Stars, helping the team capture the mini-tournament championship. On All-Star Saturday Night, Team Cavs (Allen, Garland, Mobley) were victorious in the Skills Challenge, marking the 1st time in franchise history any Cavalier player won the event. In Sunday's NBA All-Star Game, Jarrett Allen (10 PTS, 9 REB, 2 BLK) and Darius Garland (13 PTS, 3 AST, 2 STL) both had strong performances in Team LeBron's 163-160 victory over Team Durant.

**February 26** – Lauri Markkanen finished with 23 points vs. Washington, putting him at exactly 4,000 points for his career.

**February 28** – Brandon Goodwin recorded his first career double-double with 17 points (7-13 FG), a career-high 12 assists (0 turnovers), 4 rebounds and 2 steals in 35 minutes vs. Minnesota. He was just the 3rd Cavalier since 2000 to have 17+ PTS, 12+ AST and 0 turnovers in a game, joining Andre Miller (5 times) and LeBron James (4 times).

**March 4** – Darius Garland finished with a team-high 26 points, a career-high 19 assists, two steals and one block in 43 minutes. Garland is the 2nd player in Cavaliers history with 26+ PTS and 19+ AST (Andre Miller, 27 PTS and 19 AST at MIL on Feb. 13, 2002). He was just the third player in the NBA since 1990 with 26+ PTS, 19+ AST, 2+ STL and 1+ BLK (John Stockton, Russell Westbrook).

**March 6** – Evan Mobley recorded 20 points on 9-15 (.600) shooting from the field, a career-high tying 17 rebounds, four assists and a game-high three blocks in 36 minutes vs. Toronto. Mobley became just the 5th rookie in Cavaliers history to record 2+ games with 17+ REB as a rookie joining Zdrunas Ilgauskas (1997-98), Hot Rod Williams (1986-87), Bill Laimbeer (1980-81) and Dave Sorenson (1970-71).

**March 8** - Cleveland recorded a season-high tying 13 steals against Indiana and recorded a season-low seven turnovers, marking the first time the Cavs had 13+ STL and 7 or fewer TO in the same game since April 4, 2014 at ATL (6 TO, 13 STL).

**March 14** – Evan Mobley became the 4th rookie in Cavs history with 100 blocks in their rookie season, joining Hot Rod Williams (1986-87), Roy Hinson (1983-84) and Zdrunas Ilgauskas (1997-98).

**March 18** – Lauri Markkanen recorded his 3rd double-double of the season versus Denver, tallying a season-high 31 points (11-18 FG, 6-12 3FG), 10 rebounds, three assists and a career-high tying four steals in 42 minutes. It was Markkanen's 8th career game with 30+ PTS and 10+ REB.

**March 21** – Cedi Osman became the 9th Cavalier in team history to record 500 3FG with the franchise.

**March 26** – Kevin Love became the 2nd player in Cavaliers history to make 1,000 3FG with the franchise on Saturday vs. CHI, joining LeBron James (1,251 3FG).

**March 30** – Darius Garland recorded his 3,000th career point vs. Dallas, becoming the 4th-youngest Cavs player ever to reach that mark (22y, 62d), joining LeBron James (20y, 62d), Kyrie Irving (21y, 295d) and Collin Sexton (22y, 20d).

**March 30** - Caris LeVert chipped in a team-high 32 points six rebounds and four assists in 38 minutes. He scored 21 of his points in the 1st half.

**March 31** – Darius Garland finished the month of March (16 games) averaging 25.3 PPG, 10.7 APG, 3.5 RPG and 1.56 SPG in 39.1 MPG. Garland also dished out 171 AST in the month of March, the most assists in a month in Cavs history (previous high was John Bagley – 169 AST in December 1985).



**March 31** – Kevin Love recorded his 154th 3FG off the bench this season in Atlanta, passing Kyle Korver (153 3FG off the bench in 2017-18) for most triples off the bench in a season in Cavs history.

**April 5** – Kevin Love passed Larry Nance for 9th on the Cavaliers all-time scoring list.

**April 10** – Kevin Love finished with a game-high 32 points on 10-16 (.625) shooting from the field, including 8-11 (.727) shooting from beyond the arc, a team-high tying 10 rebounds, two assists and one steal in 15 minutes off the bench. His five three-pointers were tied for the second-most triples in a quarter in his career and 5th time he has recorded 5+ three pointers in any quarter. Love became the first player in the shot clock era (since 1954) to record 30+ PTS and 10+ REB in 15 or fewer minutes (via Elias Sports Bureau).

**April 10** - The Cavs finished the regular season 44-38, improving their win total by 22 wins from the previous season (22-50). The 22-win improvement is the 2nd-largest win improvement by a Cavs team in franchise history.

**April 12** - The Cavs made their first-ever NBA Play-In tournament appearance for a chance to make the postseason in a matchup with the Brooklyn Nets.

**April 15** - The Cavs hosted their first-ever Play-In tournament game at Rocket Mortgage FieldHouse, facing the Atlanta Hawks. Cleveland dropped the nail-biting contest 107-101 to complete their 2021-22 campaign.

## CLEVELAND CAVALIERS 2021-22 SEASON NOTES

**DOUBLE UP:** The Cavaliers finished the regular season **44-38**, doubling their win total from 2020-21 (22-50). The **22-win improvement is the 2nd-largest win improvement by a Cavs team in franchise history**. Cleveland finished as the No. 8 seed in the Eastern Conference and played in its first ever NBA Play-In Tournament. The Cavs 44 wins were the most since the 2017-18 season (50-32).

**JUMP, JUMP:** Cleveland had the **2nd-highest jump in win percentage in the NBA this past season** (highest in the Eastern Conference) at  $+.231$  (.306 to .537) behind only the Minnesota Timberwolves  $+.242$  (.319 to .561).

**ON THE DEFENSIVE:** The Cavs finished the season ranking **5th in the NBA in defensive rating (108.9)** and **5th in the NBA in opponent PPG (105.7)**. They were also **8th in opponent FG% (.452)** and **3rd in the NBA in second chance points allowed per game (12.5)**.

**DG THE ALL-STAR PG:** Darius Garland completed the regular season averaging **career-highs in points (21.7), assists (8.6), rebounds (3.3), steals (1.31), FG% (.462), FT% (.892), double-doubles (29) and minutes (35.7)**. finished **3rd place in the NBA's Most Improved Player award voting** and was an **NBA All-Star** for the first time in his career.

- Garland **joined LeBron James as the only players in Cavs history to finish a season with 20.0+ PPG and 8.0+ APG**.
- He ranked **4th in the NBA in point-assist double-doubles (29)**, **6th in assists (8.6 APG)** and **7th in FT% (.892)**.
- Garland scored **20+ points in 42 of his 68 games**, the **5th-most 20+ point games for a Cavs player 22 years old or younger**.
- Garland was **1 of only 3 players in the NBA this past season** to average **19.0+ PPG, 7.0+ APG and .460+ FG%** (Nikola Jokic, Dejounte Murray).

### CAVS LARGEST WIN IMPROVEMENT FROM PREVIOUS SEASON (ALL-TIME)

- 1.) 1991-92, +24 wins (57-25)
- 2.) 2021-22, +22 wins (44-38)
- 3.) 2008-09, +21 wins (66-16)
- 4.) 2014-15, +20 wins (53-29)

### '21-22 NBA LEADERS IN POINT-ASSIST DOUBLE-DOUBLES

- 1.) Trae Young, ATL (42)
- 2.) James Harden, PHI (36)
- 3.) Chris Paul, PHX (34)
- 4.) **DARIUS GARLAND, CLE (29)**

- Garland earned **NBA Eastern Conference Player of the Week honors for the week of Jan. 10-16** and had a stretch of five straight games with at least 10 assists in January (Jan. 15-24), becoming just the second Cavs player to accomplish that feat since 2003 (LeBron James).
- Additionally, Garland became the **4th-youngest player in Cavaliers history to notch a triple-double in a win at Utah on Jan. 12** (LeBron James, Brad Daugherty, Kyrie Irving) and just the **3rd player in NBA history to have a game of at least 27 points, 18 assists and five rebounds before age 22** during Cleveland's victory at Oklahoma City on Jan. 15 (Trae Young, Luka Dončić).
- After the All-Star break, Garland averaged **24.8 points and 10.0 assists over the final 21 games**. During that span, he dished out a career-high 19 assists on March 4 at Philadelphia, which was tied for the most assists by any player in the NBA this past season (Chris Paul, twice).
- Garland also recorded a **career-high 41 points, to go along with 13 assists, five rebounds and two steals** in a win at Indiana on March 8, becoming **one of just six players in NBA history at age 22 or younger to tally at least 40 points, 10 assists, five rebounds and two steals** in a single game (Michael Jordan, LeBron James, Isaiah Thomas, Chris Webber, Luka Dončić).
- Became the **fastest Cavaliers player to make 300 career three-pointers, doing so in his 147th game** (Jan. 9 at Golden State), and already ranks 11th in team history in threes made (384).

**IMPACTFUL ROOKIE:** Evan Mobley, the runner-up for the 2021-22 NBA Rookie of the Year award and a unanimous All-Rookie First Team selection finished his rookie campaign leading all NBA rookies in **blocks (1.67), rebounds (8.3), field goal percentage (.508) and double-doubles (21)**. He also ranked 2nd among rookies in **MPG (33.8)**, 5th in **PPG (15.0)**, 7th in **SPG (0.81)** and 8th in **APG (2.5)**.

- Mobley became just the **4th rookie in NBA history to average at least 14.0 points, 8.0 rebounds, 2.5 assists and 1.5 blocks**, joining Pau Gasol (2001-02), Tim Duncan (1997-98) and Chris Webber (1993-94).
- His **21 double-doubles were tied for the 4th-most ever by a Cavaliers rookie**.

Mobley had **at least one block in 56 games**, the **2nd-most in the entire NBA** behind only Memphis' Jaren Jackson Jr. (71 games).

- Mobley posted **36 multi-block performances** which were more than the rest of the top five NBA Draft picks in his class **combined (25)** and recorded a **block in 10 straight games or more on three occasions** (13 straight from Nov. 1-Dec. 5, 11 straight from March 4-24 and 10 straight from Jan. 4-22).

### '21-22 NBA LEADERS IN ASSISTS PER GAME

- 1.) Chris Paul (10.8)
- 2.) James Harden (10.3)
- 3.) Trae Young (9.7)
- 4.) Dejounte Murray (9.2)
- 5.) Luka Dončić (8.7)
- 6.) **DARIUS GARLAND (8.6)**

### ALL-TIME NBA ROOKIES TO AVERAGE 14.0+ PPG, 8.0+ RPG, 2.5+ APG, 1.50+ BPG

- |                             |
|-----------------------------|
| Tim Duncan ('97-98)         |
| Chris Webber ('93-94)       |
| <b>EVAN MOBLEY ('21-22)</b> |
| Pau Gasol ('01-02)          |

## CLEVELAND CAVALIERS 2021-22 SEASON NOTES

- His 13 straight contests with a block from Nov. 1 to Dec. 5 was the **longest streak by a Cavaliers rookie John "Hot Rod" Williams from Feb. 22-March 18, 1987** (also 13 games).
- Mobley finished the season with **115 blocks**, the **4th-highest total all-time by a rookie in franchise history**.

<b>MOST BLOCKS IN A SINGLE SEASON BY A ROOKIE IN CAVALIERS HISTORY</b>
167 – Hot Rod Williams (1986-87)
<b>145 – Roy Hinson (1983-84)</b>
135 – Zydrunas Ilgauskas (1997-98)
<b>115 – EVAN MOBLEY (2021-22)</b>

- Mobley won the **NBA Eastern Conference Rookie of the Month Award for October and November** when he totaled 244 points, 136 rebounds, 42 assists, 16 steals and 30 blocks, becoming just the 4th rookie in NBA history to accumulate those totals in their first 17 career games (Bill Walton, Mychal Thompson and Chris Webber).
- He was also the **8th rookie since 1992 to finish a season with 1,000+ PTS, 500+ REB, 150+ AST, 100+ BLK and 50+ STL** (LaPhonso Ellis, Tim Duncan, Shaquille O'Neal, Elton Brand, Vin Baker, Karl-Anthony Towns and Chris Webber).

**ONE OF THE NBA'S TOP BENCHMARK:** Kevin Love finished **2nd in Sixth Man of the Year** voting and was the **only NBA bench player to average at least 10.0 points and 7.0 rebounds**.

- Love finished the regular season with **187 3FGM (173 off the bench)**.
- He ranked **2nd in the NBA in triples off the bench** and his **187 3FGM were the 3rd-most in a single-season in Cavs history**.
- Love ranked among NBA reserves in **double-doubles (1st, 12), RPG (2nd, 7.1), 3FGM (2nd, 173), FT% (6th, .840) and PPG (4th, 13.4 PPG)** [stats only for games off the bench].
- He finished the season **tied for 1st in the NBA in charges drawn (26)**.

**ALL-STAR CENTER:** Jarrett Allen finished the 2021-22 season averaging **career highs in points (16.1 PPG), rebounds (10.8 RPG), assists (1.7 APG), steals (0.79 SPG), minutes (32.3 MPG) and FG% (.677, 2nd in NBA)**, and was an **NBA All-Star** for the first time in his career.

- Allen recorded a **career-high 32 double-doubles**. The Cavaliers were 26-6 this past season when Allen recorded a double-double.
- His **.677 FG% was the highest field goal percentage in a season in Cavaliers history**.
- Cleveland was 35-21 this past season when Allen was on the floor.
- He finished 5th in the NBA in contested shots per game (11.8).

<b>NBA ROOKIES IN THE LAST 30 YEARS TO AVERAGE (W/ TEAM RECORD)</b>
<b>15.0+ PPG, 8.0+ RPG, 2.0+ APG, 1.50+ BPG AND .500+ FG%</b>
Tim Duncan w/ SAS (56-26 in '97-98)
Chris Webber w/ GSW (50-32 in '93-94)
Karl Anthony-Towns w/ MIN (29-53 in '15-16)
<b>EVAN MOBLEY w/ CLE (44-38 in '21-22)</b>
Pau Gasol w/ MEM (23-59 in '01-02)
<i>*Duncan, Webber and Mobley only rookies w/ a winning record</i>

<b>'21-22 NBA LEADERS IN TOTAL CHARGES DRAWN</b>
T-1st: KEVIN LOVE, CLE (26 charges drawn)
T-1st: Blake Griffin, BKN (26 charges drawn)

<b>HIGHEST FG% IN A SINGLE SEASON IN CAVALIERS HISTORY</b>
<b>.677 – JARRETT ALLEN (2021-22)</b>
.600 – Tyrone Hill (1996-97)
.571 – Brad Daugherty (1992-93)
.570 – Brad Daugherty (1991-92)

## CAVALIERS 2021-22 TRANSACTIONS

**4/10/22** - The Cavs converted the contract of center Moses Brown to a standard NBA contract; the team also signed guard RJ Nembhard to a two-way contract.

**4/7/22** - The Cavs waived guard RJ Nembhard.

**3/31/22** - The Cavs converted the contract of guard RJ Nembhard to a standard NBA contract and signed center Moses Brown to a two-way contract.

**3/21/22** - The Cavs signed center Moses Brown to a second 10-day contract.

**3/10/22** - The Cavs signed center Moses Brown to a 10-day contract.

**2/26/22** - The Cavs signed guard Tim Frazier to a 10-day contract.

**2/19/22** - Cleveland waived guard Kevin Pangos.

**2/7/22** - The Cavaliers acquired forward Caris LeVert and a 2022 second-round pick (via Miami) from the Indiana Pacers in exchange for guard Ricky Rubio, a lottery-protected 2022 first-round pick, 2022 second-round pick (via Houston) and 2027 second-round pick (via Utah).

**1/12/22** - The Cavaliers and Koby Altman reached an agreement on a new long-term contract extension.

**1/9/22** - The Cavaliers converted guard Brandon Goodwin into a two-way contract and concurrently waived center Tacko Fall.

**1/3/22** - The Cleveland Cavaliers acquired guard Rajon Rondo from the Los Angeles Lakers in a three-team trade. In the deal, the New York Knicks received guard Denzel Valentine from Cleveland and the draft rights to Wang Zhelin (57th pick in 2016 NBA Draft) and Brad Newley (54th pick in 2007 NBA Draft) and cash considerations from the Lakers. The Los Angeles received the draft rights to Louis Labeyrie (57th pick in 2014 NBA Draft) from New York.

**12/31/21** - The Cavaliers signed guard Brandon Goodwin to a 10-day contract via the NBA's hardship exception and terminated the 10-day contract of Tre Scott.

**12/29/21** - The Cavaliers signed guard Malik Newman to a 10-day contract via the NBA's hardship exception.

**12/25/21** - Cavaliers Head Coach J.B. Bickerstaff signed a multi-year contract extension.

**12/22/21** - The Cavaliers signed forward Tre Scott to a 10-day contract via the NBA's hardship exception.

**12/21/21** - The Cavaliers signed forward Justin Anderson and center Luke Kornet to 10-day contracts via the NBA's hardship exception.

**10/30/21** - The Cavaliers exercised the fourth-year (2022-23) contract options on Darius Garland and Dylan Windler and the third-year (2022-23) option on Isaac Okoro.

**10/16/21** - The Cavaliers converted the contracts of center Tacko Fall and guard RJ Nembhard into Two-Way contracts and waived guards Mitch Ballock, Kyle Guy and Justin James.

**10/13/21** - The Cavaliers signed forward Ed Davis; the team also signed guard Justin James to their 2021 Training Camp roster.

**10/12/21** - The Cavaliers waived forward/center Mfiondu Kabengele and guard Brodrick Thomas.

**9/27/21** - The Cavaliers signed center Tacko Fall and guards Mitch Ballock, Kyle Guy and R.J. Nembhard to their 2021 training camp roster.

**9/22/21** - The Cavaliers signed guard Denzel Valentine...**9/17/21** - The Cavaliers signed guard Kevin Pangos.

**9/15/21** - The Cavaliers re-signed guard Brodrick Thomas to a Two-Way contract.

**8/28/21** - The Cavaliers acquired forward Lauri Markkanen in a sign and trade agreement from Chicago; In a three-team deal, Cleveland traded forward Larry Nance Jr. to Portland and a protected 2023 second round pick (via Denver) to Chicago; The Bulls also received forward Derrick Jones Jr. from Portland and the Trail Blazers' lottery protected 2022 first round pick as part of the trade.

**8/6/21** - The Cavaliers signed center Jarrett Allen to a multi-year contract.

**8/3/21** - The Cavaliers signed their 2021 NBA Draft pick, forward/center Evan Mobley.

**8/3/21** - The Cavaliers acquired guard Ricky Rubio from the Minnesota Timberwolves in exchange for forward Taurean Prince, a 2022 second round draft pick via Washington and cash considerations.

**7/30/21** - The Cavaliers selected forward/center Evan Mobley from the University of Southern California with the third overall pick in the 2021 NBA Draft.

# 2021-22 CLEVELAND CAVALIERS TEAM STATISTICS

	---FIELD GOALS---							--3-POINT FG--			--FREE THROWS--			--REBOUNDS--									
PLAYER	G	GS	MIN	FG	FGA	PCT	FG	FGA	PCT	FT	FTA	PCT	OFF	DEF	TOT	AST	PF	DQ	STL	TO	BLK	PTS	AVG
LeVert (TOT)	58	49	1780	379	854	.444	82	256	.320	146	193	.756	43	171	214	248	131	1	51	108	23	986	17.0
LeVert (CLE)	19	10	567	101	232	.435	21	67	.313	35	47	.745	13	51	64	75	40	0	16	33	5	258	13.6
Allen	56	56	1810	369	545	.677	1	10	.100	165	233	.708	192	410	602	92	97	0	44	94	75	904	16.1
Sexton	11	11	316	68	151	.450	11	45	.244	29	39	.744	13	23	36	23	25	0	10	31	0	176	16.0
Mobley	69	69	2331	422	830	.508	23	92	.250	167	252	.663	143	427	570	174	147	0	56	133	115	1034	15.0
Markkanen	61	61	1878	313	703	.445	136	380	.358	138	159	.868	59	286	345	81	130	3	45	54	30	900	14.8
Love	74	4	1665	327	761	.430	187	477	.392	166	198	.838	87	449	536	160	101	0	26	98	18	1007	13.6
Rubio	34	8	970	149	411	.363	59	174	.339	88	103	.854	15	126	141	225	75	0	49	90	7	445	13.1
Osman	66	3	1462	247	572	.432	128	359	.357	87	131	.664	25	121	146	135	127	0	52	67	10	709	10.7
Okoro	67	61	1981	207	431	.480	55	157	.350	119	155	.768	72	129	201	121	164	2	56	58	22	588	8.8
Newman	1	0	8	3	5	.600	0	1	.000	2	2	1.000	0	1	1	1	0	0	0	1	0	8	8.0
Stevens	63	13	1015	156	319	.489	18	65	.277	53	75	.707	47	117	164	44	106	0	31	41	18	383	6.1
Wade	51	28	980	99	217	.456	51	142	.359	20	30	.667	31	119	150	52	88	0	29	16	7	269	5.3
Rondo (TOT)	39	1	698	68	176	.386	31	88	.352	19	26	.731	15	93	108	170	56	0	30	68	6	186	4.8
Rondo (CLE)	21	1	409	45	105	.429	23	58	.397	18	24	.750	5	54	59	103	31	0	18	34	1	131	6.2
Goodwin	36	5	502	64	154	.416	19	55	.345	24	38	.632	14	53	67	91	39	0	25	36	1	171	4.8
Anderson	3	0	47	4	8	.500	2	6	.333	3	4	.750	0	6	6	6	4	0	1	2	0	13	4.3
Brown (TOT)	40	6	344	64	108	.593	0	0	---	43	72	.597	39	96	135	1	53	0	7	20	16	171	4.3
Brown (CLE)	14	5	176	37	58	.638	0	0	---	16	29	.552	23	51	74	0	25	0	4	6	7	90	6.4
Frazier (TOT)	12	3	208	14	45	.311	6	17	.353	5	9	.556	5	14	19	34	27	0	3	15	1	39	3.3
Frazier (CLE)	2	0	8	1	2	.500	0	0	---	0	0	---	0	0	0	1	3	0	0	2	0	2	1.0
Scott	2	0	11	3	6	.500	0	1	.000	0	0	---	1	1	2	0	2	0	1	0	1	6	3.0
Valentine	22	0	204	23	62	.371	18	44	.409	0	0	---	9	29	38	11	17	0	7	10	0	64	2.9
Windler	50	0	459	37	98	.378	21	70	.300	15	18	.833	21	68	89	34	47	0	14	16	3	110	2.2
Kornet	2	0	15	1	5	.200	0	1	.000	2	3	.667	2	1	3	1	1	0	0	1	4	2	2.0
Pangos	24	3	166	15	46	.326	6	26	.231	3	4	.750	2	9	11	30	11	0	3	7	0	39	1.6
Fall	11	1	59	5	12	.417	0	0	---	2	7	.286	7	16	23	2	3	0	0	3	6	12	1.1
Nembhard	14	0	63	6	18	.333	0	2	.000	3	4	.750	3	4	7	12	2	0	1	3	0	15	1.1
Davis	31	3	201	11	16	.688	0	0	---	6	14	.429	14	50	64	7	33	0	3	5	9	28	0.9
CAVALIERS	82	-	19730	3255	6940	.469	953	2686	.355	1376	1810	.760	837	2786	3623	2064	1433	7	580	1181	343	8839	107.8
OPPONENTS	82	-	19730	3236	7152	.452	960	2721	.353	1233	1592	.774	858	2657	3515	1978	1638	10	691	1101	380	8665	105.7

	----- SINGLE-GAME HIGHS -----							----- AVERAGE PER GAME -----							----- CAREER HIGHS (C=SET, T=TIED THIS SEASON)-								
PLAYER	MIN	REB	AST	ST	TO	BL	PTS	MIN	REB	AST	STL	TO	BLK	PTS	FG	FGA	FT	FTA	REB	AST	PTS		
Garland	46	10	19	4	8	1	41	35.7	3.3	8.6	1.31	3.6	0.10	21.7	14T	27C	15C	16C	10C	19C	41C		
LeVert (TOT)	43	9	11	3	5	3	42	30.7	3.7	4.3	0.88	1.9	0.40	17.0	19C	30	12	18	14	13	51		
LeVert (CLE)	38	7	7	3	3	1	32	29.8	3.4	3.9	0.84	1.7	0.26	13.6									
Allen	40	22	4	3	4	5	29	32.3	10.8	1.6	0.79	1.7	1.34	16.1	13C	20C	10	16	24	8	29C		
Sexton	38	7	5	3	6	0	33	28.8	3.3	2.1	0.91	2.8	0.00	16.0	17	30	13	16	10	10	42		
Mobley	42	17	7	5	5	5	30	33.8	8.3	2.5	0.81	1.9	1.67	15.0	13C	22C	6C	9C	17C	7C	30C		
Markkanen	46	12	5	4	5	2	31	30.8	5.7	1.3	0.74	0.9	0.49	14.8	13	25	13	13	19	6	35		
Love	34	13	5	2	5	2	35	22.5	7.2	2.2	0.35	1.3	0.24	13.6	16	31	19	24	31	10	51		
Rubio	38	13	12	5	6	2	37	28.5	4.1	6.6	1.44	2.6	0.21	13.1	13C	25C	13	14	13T	19	37C		
Osman	38	6	12	3	3	2	26	22.1	2.2	2.0	0.79	1.0	0.15	10.7	11	20	7	9	12	12C	29		
Okoro	43	9	5	4	5	2	22	29.6	3.0	1.8	0.84	0.9	0.33	8.8	10	20	11C	13C	10	6	32		
Newman	8	1	1	0	1	0	8	7.7	1.0	1.0	0.00	1.0	0.00	8.0	3C	5C	2T	2T	1C	1C	8C		
Stevens	34	8	3	3	3	3	23	16.1	2.6	0.7	0.49	0.7	0.29	6.1	10C	15C	7	8	11	4	23C		
Wade	40	10	5	3	2	1	17	19.2	2.9	1.0	0.57	0.3	0.14	5.3	8	14	4	5T	12	5C	21		
Rondo (TOT)	33	8	13	3	6	1	17	17.9	2.8	4.4	0.77	1.7	0.15	4.8	15	27	11	15	17	25	35		
Rondo (CLE)	33	7	13	3	6	1	17	19.5	2.8	4.9	0.86	1.6	0.05	6.2									
Goodwin	38	7	12	4	5	1	21	13.9	1.9	2.5	0.69	1.0	0.03	4.8	8C	15	4T	6	8	12C	21T		
Anderson	31	5	4	1	2	0	7	15.5	2.0	2.0	0.33	0.7	0.00	4.3	9	19	8	8	12	7	26		
Brown (TOT)	30	13	1	2	3	2	16	8.6	3.4	0.0	0.17	0.5	0.40	4.3	12	19	8	10	23	3	24		
Brown (CLE)	30	13	0	2	2	2	16	12.5	5.3	0.0	0.29	0.4	0.50	6.4									
Frazier (TOT)	39	5	5	1	3	1	14	17.3	1.6	2.8	0.25	1.3	0.08	3.3	10	23	9	10	11	15	29		
Frazier (CLE)	4	0	1	0	1	0	2	4.0	0.0	0.5	0.00	1.0	0.00	1.0									
Scott	9	2	0	1	0	1	6	5.7	1.0	0.0	0.50	0.0	0.50	3.0	3C	6C	0C	0C	2C	0C	6C		
Valentine	26	9	3	2	3	0	17	9.3	1.7	0.5	0.32	0.5	0.00	2.9	13	20	4	4	13	7	34		
Windler	22	9	4	2	3	1	13	9.2	1.8	0.7	0.28	0.3	0.06	2.2	5	10	4	4T	10	4T	15		
Kornet	13	3	1	0	0	1	4	7.4	1.5	0.5	0.00	0.0	0.50	2.0	10	17	6	8	13	5	25		
Pangos	27	3	6	1	1	0	8	6.9	0.5	1.3	0.13	0.3	0.00	1.6	4C	9C	2C	2C	3C	6C	8C		
Fall	19	10	2	0	1	2	4	5.3	2.1	0.2	0.00	0.3	0.55	1.1	3	5C	2	3	10C	2C	6		
Nembhard	21	2	6	1	1	0	4	4.5	0.5	0.9	0.07	0.2	0.00	1.1	2C	5C	2C	2C	2C	6C	4C		
Davis	28	14	2	1	2	2	7	6.5	2.1	0.2	0.10	0.2	0.29	0.9	11	15	8	12	20	6	24		
CAVALIERS	265	58	39	13	23	14	144	240.6	44.2	25.2	7.07	14.4	4.18	107.8	65	142	51	59	69	45	154		
OPPONENTS	265	54	36	16	23	12	132	240.6	42.9	24.1	8.43	13.4	4.63	105.7	65	123	46	59	80	48	153		



# 2021-22 CLEVELAND CAVALIERS HOME STATISTICS (25-16)

	---FIELD GOALS---									---3-POINT FG---			--FREE THROWS--			--REBOUNDS--								
PLAYER	G	GS	MIN	FG	FGA	PCT	FG	FGA	PCT	FT	FTA	PCT	OFF	DEF	TOT	AST	PF	DQ	STL	TO	BLK	PTS	AVG	
Garland	33	33	1181	269	577	.466	89	227	.392	112	126	.889	23	83	106	278	60	1	52	113	2	739	22.4	
Sexton	3	3	95	26	48	.542	4	13	.308	10	12	.833	1	7	8	8	9	0	2	11	0	66	22.0	
LeVert (TOT)	35	29	1070	241	515	.468	49	149	.329	92	126	.730	24	99	123	166	79	0	31	69	16	623	17.8	
LeVert (CLE)	11	5	322	57	133	.429	12	42	.286	24	32	.750	9	30	39	46	25	0	7	17	2	150	13.6	
Allen	27	27	871	172	256	.672	0	6	.000	81	114	.711	88	197	285	46	45	0	22	47	37	425	15.7	
Markkanen	30	30	952	156	352	.443	72	195	.369	63	75	.840	24	155	179	41	58	3	16	31	12	447	14.9	
Mobley	34	34	1131	204	413	.494	13	47	.277	74	115	.643	77	228	305	78	68	0	20	67	63	495	14.6	
Love	36	1	817	162	376	.431	105	247	.425	82	101	.812	40	225	265	83	53	0	13	52	9	511	14.2	
Rubio	17	5	495	73	203	.360	28	92	.304	50	58	.862	4	56	60	110	37	0	29	45	2	224	13.2	
Osman	31	1	683	125	283	.442	63	175	.360	32	52	.615	8	67	75	76	56	0	27	31	5	345	11.1	
Okoro	38	36	1141	120	257	.467	37	105	.352	64	84	.762	48	93	141	68	90	1	38	32	11	341	9.0	
Anderson	1	0	31	3	5	.600	1	3	.333	0	0	---	0	5	5	4	3	0	1	2	0	7	7.0	
Stevens	29	6	469	79	150	.527	6	27	.222	31	41	.756	22	45	67	20	41	0	16	21	11	195	6.7	
Scott	1	0	9	3	6	.500	0	1	.000	0	0	---	1	1	2	0	2	0	1	0	1	6	6.0	
Wade	26	15	494	49	108	.454	25	72	.347	7	13	.538	13	60	73	28	44	0	13	7	3	130	5.0	
Goodwin	21	3	316	35	91	.385	10	32	.313	16	29	.552	10	30	40	54	29	0	13	24	1	96	4.6	
Rondo (TOT)	16	0	307	24	71	.338	14	41	.341	6	7	.857	6	40	46	81	28	0	14	28	4	68	4.3	
Rondo (CLE)	7	0	148	17	40	.425	10	24	.417	6	7	.857	1	20	21	41	16	0	7	10	0	50	7.1	
Valentine	9	0	103	13	38	.342	11	28	.393	0	0	---	6	16	22	6	5	0	6	4	0	37	4.1	
Kornet	1	0	13	1	5	.200	0	1	.000	2	3	.667	2	1	3	0	1	0	0	0	1	4	4.0	
Brown (TOT)	20	3	134	26	44	.591	0	0	---	13	25	.520	15	38	53	1	25	0	4	7	7	65	3.3	
Brown (CLE)	8	2	84	19	32	.594	0	0	---	7	17	.412	12	23	35	0	15	0	3	3	4	45	5.6	
Frazier (TOT)	7	1	105	8	28	.286	4	12	.333	0	0	---	3	5	8	15	15	0	1	4	1	20	2.9	
Frazier (CLE)	2	0	8	1	2	.500	0	0	---	0	0	---	0	0	0	1	3	0	0	2	0	2	1.0	
Pangos	11	2	98	10	25	.400	4	14	.286	3	4	.750	1	4	5	18	8	0	1	3	0	27	2.5	
Windler	26	0	266	19	50	.380	10	36	.278	12	15	.800	14	36	50	20	33	0	10	13	3	60	2.3	
Davis	13	2	105	6	8	.750	0	0	---	4	10	.400	9	23	32	5	15	0	1	2	4	16	1.2	
Nembhard	9	0	32	4	11	.364	0	1	.000	0	0	---	2	4	6	9	1	0	1	2	0	8	0.9	
Fall	6	0	26	2	4	.500	0	0	---	1	4	.250	4	8	12	2	1	0	0	2	3	5	0.8	
TEAM	41	-	9890	1625	3473	.468	500	1388	.360	681	912	.747	419	1417	1836	1042	718	5	299	594	174	4431	108.1	
OPPONENTS	41	-	9890	1598	3551	.450	450	1349	.334	604	791	.764	426	1338	1764	1007	822	6	339	571	167	4250	103.7	

	SINGLE-GAME HIGHS							AVERAGE PER GAME							AVERAGE PER 48 MINUTES						
PLAYER	MIN	REB	AST	ST	TO	BL	PTS	MIN	REB	AST	STL	TO	BLK	PTS	REB	AST	PF	STL	TO	BLK	PTS
Garland	46	6	17	4	8	1	33	35.8	3.2	8.4	1.58	3.4	0.06	22.4	4.3	11.3	2.4	2.11	4.6	0.08	30.0
Sexton	35	4	5	2	5	0	33	31.6	2.7	2.7	0.67	3.7	0.00	22.0	4.0	4.0	4.5	1.01	5.6	0.00	33.3
LeVert (TOT)	41	8	11	3	5	3	42	30.6	3.5	4.7	0.89	2.0	0.46	17.8	5.5	7.4	3.5	1.39	3.1	0.72	27.9
LeVert (CLE)	38	7	7	2	3	1	32	29.3	3.5	4.2	0.64	1.5	0.18	13.6	5.8	6.9	3.7	1.04	2.5	0.30	22.4
Allen	40	17	4	3	4	3	25	32.2	10.6	1.7	0.81	1.7	1.37	15.7	2.5	2.5	1.21	2.6	2.04	22.4	
Markkanen	46	12	5	4	5	2	31	31.7	6.0	1.4	0.53	1.0	0.40	14.9	9.0	2.1	2.9	0.81	1.6	0.61	22.5
Mobley	40	17	6	2	5	5	30	33.3	9.0	2.3	0.59	2.0	1.85	14.6	12.9	3.3	2.9	0.85	2.8	2.67	21.0
Love	33	12	5	2	5	2	35	22.7	7.4	2.3	0.36	1.4	0.25	14.2	15.6	4.9	3.1	0.76	3.1	0.53	30.0
Rubio	38	7	12	5	6	1	28	29.1	3.5	6.5	1.71	2.6	0.12	13.2	5.8	10.7	3.6	2.81	4.4	0.19	21.7
Osman	38	6	12	3	3	2	26	22.0	2.4	2.5	0.87	1.0	0.16	11.1	5.3	5.3	3.9	1.90	2.2	0.35	24.2
Okoro	43	9	5	4	5	2	20	30.0	3.7	1.8	1.00	0.8	0.29	9.0	5.9	2.9	3.8	1.60	1.3	0.46	14.3
Anderson	31	5	4	1	2	0	7	30.8	5.0	4.0	1.00	2.0	0.00	7.0	7.7	6.2	4.6	1.55	3.1	0.00	10.8
Stevens	34	6	3	3	3	3	18	16.2	2.3	0.7	0.55	0.7	0.38	6.7	6.9	2.0	4.2	1.64	2.1	1.13	20.0
Scott	9	2	0	1	0	1	6	9.4	2.0	0.0	1.00	0.0	1.00	6.0	10.7	0.0	10.7	5.33	0.0	5.33	32.0
Wade	40	10	5	3	1	1	17	19.0	2.8	1.1	0.50	0.3	0.12	5.0	7.1	2.7	4.3	1.26	0.7	0.29	12.6
Goodwin	38	5	12	2	3	1	21	15.0	1.9	2.6	0.62	1.1	0.05	4.6	6.1	8.2	4.4	1.97	3.6	0.15	14.6
Rondo (TOT)	32	8	13	2	3	1	15	19.2	2.9	5.1	0.88	1.8	0.25	4.3	7.2	12.7	4.4	2.19	4.4	0.63	10.6
Rondo (CLE)	32	5	13	2	3	0	15	21.2	3.0	5.9	1.00	1.4	0.00	7.1	6.8	13.3	5.2	2.27	3.2	0.00	16.2
Valentine	26	9	2	2	3	0	17	11.5	2.4	0.7	0.67	0.4	0.00	4.1	10.3	2.8	2.3	2.80	1.9	0.00	17.2
Kornet	13	3	0	0	0	1	4	12.9	3.0	0.0	0.00	0.0	1.00	4.0	11.1	0.0	3.7	0.00	0.0	3.69	14.8
Brown (TOT)	21	12	1	2	2	2	12	6.7	2.7	0.1	0.20	0.3	0.35	3.3	19.0	0.4	9.0	1.43	2.5	2.51	23.3
Brown (CLE)	21	12	0	2	2	2	12	10.5	4.4	0.0	0.38	0.4	0.50	5.6	20.0	0.0	8.6	1.71	1.7	2.29	25.7
Frazier (TOT)	30	3	5	1	1	1	13	14.9	1.1	2.1	0.14	0.6	0.14	2.9	3.7	6.9	6.9	0.46	1.8	0.46	9.1
Frazier (CLE)	4	0	1	0	1	0	2	4.0	0.0	0.5	0.00	1.0	0.00	1.0	0.0	6.0	18.0	0.00	12.0	0.00	12.0
Pangos	27	3	6	1	1	0	8	8.9	0.5	1.6	0.09	0.3	0.00	2.5	2.4	8.8	3.9	0.49	1.5	0.00	13.2
Windler	22	9	4	2	3	1	13	10.2	1.9	0.8	0.38	0.5	0.12	2.3	9.0	3.6	6.0	1.80	2.3	0.54	7.8
Davis	28	14	2	1	2	2	7	8.1	2.5	0.4	0.08	0.2	0.31	1.2	14.6	2.3	6.9	0.46	0.9	1.83	7.3
Nembhard	12	2	6	1	1	0	4	3.5	0.7	1.0	0.11	0.2	0.00	0.9	9.0	13.5	1.5	1.50	3.0	0.00	12.0
Fall	11	7	2	0	1	2	3	4.4	2.0	0.3	0.00	0.3	0.50	0.8	22.2	3.7	1.8	0.00	3.7	5.54	9.2
TEAM	265	58	39	13	23	9	144	241.2	44.8	25.4	7.29	14.5	4.24	108.1	44.6	25.3	17.4	7.26	14.4	4.22	107.5
OPPONENTS	265	54	36	14	23	8	131	241.2	43.0	24.6	8.27	13.9	4.07	103.7	42.8	24.4	19.9	8.23	13.9	4.05	103.1

# 2021-22 CLEVELAND CAVALIERS AWAY STATISTICS (19-22)

	----FIELD GOALS----						--3-POINT FG--			--FREE THROWS--			--REBOUNDS--										
PLAYER	G	GS	MIN	FG	FGA	PCT	FG	FGA	PCT	FT	FTA	PCT	OFF	DEF	TOT	AST	PF	DQ	STL	TO	BLK	PTS	AVG
Garland	35	35	1249	273	596	.458	85	227	.374	103	115	.896	16	102	118	305	55	1	37	135	5	734	21.0
Allen	29	29	939	197	289	.682	1	4	.250	84	119	.706	104	213	317	46	52	0	22	47	38	479	16.5
LeVert (TOT)	23	20	710	138	339	.407	33	107	.308	54	67	.806	19	72	91	82	52	1	20	39	7	363	15.8
LeVert (CLE)	8	5	244	44	99	.444	9	25	.360	11	15	.733	4	21	25	29	15	0	9	16	3	108	13.5
Mobley	35	35	1199	218	417	.523	10	45	.222	93	137	.679	66	199	265	96	79	0	36	66	52	539	15.4
Markkanen	31	31	925	157	351	.447	64	185	.346	75	84	.893	35	131	166	40	72	0	29	23	18	453	14.6
Sexton	8	8	222	42	103	.408	7	32	.219	19	27	.704	12	16	28	15	16	0	8	20	0	110	13.8
Love	38	3	848	165	385	.429	82	230	.357	84	97	.866	47	224	271	77	48	0	13	46	9	496	13.1
Rubio	17	3	476	76	208	.365	31	82	.378	38	45	.844	11	70	81	115	38	0	20	45	5	221	13.0
Osman	35	2	779	122	289	.422	65	184	.353	55	79	.696	17	54	71	59	71	0	25	36	5	364	10.4
Okoro	29	25	840	87	174	.500	18	52	.346	55	71	.775	24	36	60	53	74	1	18	26	11	247	8.5
Newman	1	0	8	3	5	.600	0	1	.000	2	2	1.000	0	1	1	1	0	0	0	1	0	8	8.0
Wade	25	13	486	50	109	.459	26	70	.371	13	17	.765	18	59	77	24	44	0	16	9	4	139	5.6
Stevens	34	7	545	77	169	.456	12	38	.316	22	34	.647	25	72	97	24	65	0	15	20	7	188	5.5
Brown (TOT)	20	3	210	38	64	.594	0	0	---	30	47	.638	24	58	82	0	28	0	3	13	9	106	5.3
Brown (CLE)	6	3	92	18	26	.692	0	0	---	9	12	.750	11	28	39	0	10	0	1	3	3	45	7.5
Rondo (TOT)	23	1	391	44	105	.419	17	47	.362	13	19	.684	9	53	62	89	28	0	16	40	2	118	5.1
Rondo (CLE)	14	1	260	28	65	.431	13	34	.382	12	17	.706	4	34	38	62	15	0	11	24	1	81	5.8
Goodwin	15	2	186	29	63	.460	9	23	.391	8	9	.889	4	23	27	37	10	0	12	12	0	75	5.0
Frazier (TOT)	5	2	103	6	17	.353	2	5	.400	5	9	.556	2	9	11	19	12	0	2	11	0	19	3.8
Anderson	2	0	16	1	3	.333	1	3	.333	3	4	.750	0	1	1	2	1	0	0	0	0	6	3.0
Windler	24	0	193	18	48	.375	11	34	.324	3	3	1.000	7	32	39	14	14	0	4	3	0	50	2.1
Valentine	13	0	100	10	24	.417	7	16	.438	0	0	---	3	13	16	5	12	0	1	6	0	27	2.1
Fall	5	1	32	3	8	.375	0	0	---	1	3	.333	3	8	11	0	2	0	0	1	3	7	1.4
Nembhard	5	0	31	2	7	.286	0	1	.000	3	4	.750	1	0	1	3	1	0	0	1	0	7	1.4
Pangos	13	1	68	5	21	.238	2	12	.167	0	0	---	1	5	6	12	3	0	2	4	0	12	0.9
Davis	18	1	96	5	8	.625	0	0	---	2	4	.500	5	27	32	2	18	0	2	3	5	12	0.7
Kornet	1	0	2	0	0	---	0	0	---	0	0	---	0	0	0	1	0	0	0	0	0	0	0.0
Scott	1	0	2	0	0	---	0	0	---	0	0	---	0	0	0	0	0	0	0	0	0	0	0.0
TEAM	41	-	9840	1630	3467	.470	453	1298	.349	695	898	.774	418	1369	1787	1022	715	2	281	587	169	4408	107.5
OPPONENTS	41	-	9840	1638	3601	.455	510	1372	.372	629	801	.785	432	1319	1751	971	816	4	352	530	213	4415	107.7

	----- SINGLE-GAME HIGHS -----							----- AVERAGE PER GAME -----							----- AVERAGE PER 48 MINUTES -----						
PLAYER	MIN	REB	AST	ST	TO	BLK	PTS	MIN	REB	AST	STL	TO	BLK	PTS	REB	AST	PF	STL	TO	BLK	PTS
Garland	43	10	19	3	7	1	41	35.7	3.4	8.7	1.06	3.9	0.14	21.0	4.5	11.7	2.1	1.42	5.2	0.19	28.2
Allen	39	22	4	3	4	5	29	32.4	10.9	1.6	0.76	1.6	1.31	16.5	16.2	2.4	2.7	1.12	2.4	1.94	24.5
LeVert (TOT)	43	9	9	3	4	1	30	30.9	4.0	3.6	0.87	1.7	0.30	15.8	6.2	5.5	3.5	1.35	2.6	0.47	24.5
LeVert (CLE)	36	6	6	3	3	1	22	30.6	3.1	3.6	1.13	2.0	0.38	13.5	4.9	5.7	3.0	1.77	3.1	0.59	21.2
Mobley	42	12	7	5	5	4	29	34.3	7.6	2.7	1.03	1.9	1.49	15.4	10.6	3.8	3.2	1.44	2.6	2.08	21.6
Markkanen	36	9	5	4	3	2	28	29.8	5.4	1.3	0.94	0.7	0.58	14.6	8.6	2.1	3.7	1.50	1.2	0.93	23.5
Sexton	38	7	4	3	6	0	26	27.7	3.5	1.9	1.00	2.5	0.00	13.8	6.1	3.2	3.5	1.73	4.3	0.00	23.8
Love	34	13	4	2	3	2	25	22.3	7.1	2.0	0.34	1.2	0.24	13.1	15.3	4.4	2.7	0.74	2.6	0.51	28.1
Rubio	37	13	10	3	5	2	37	28.0	4.8	6.8	1.18	2.6	0.29	13.0	8.2	11.6	3.8	2.02	4.5	0.50	22.3
Osman	35	6	4	3	3	1	23	22.3	2.0	1.7	0.71	1.0	0.14	10.4	4.4	3.6	4.4	1.54	2.2	0.31	22.4
Okoro	39	6	4	2	3	2	22	29.0	2.1	1.8	0.62	0.9	0.38	8.5	3.4	3.0	4.2	1.03	1.5	0.63	14.1
Newman	8	1	1	0	1	0	8	7.7	1.0	1.0	0.00	1.0	0.00	8.0	6.0	6.0	0.0	0.00	6.0	0.00	48.0
Wade	38	7	3	3	2	1	14	19.5	3.1	1.0	0.64	0.4	0.16	5.6	7.6	2.4	4.3	1.58	0.9	0.40	13.7
Stevens	34	8	3	2	3	2	23	16.0	2.9	0.7	0.44	0.6	0.21	5.5	8.5	2.1	5.7	1.32	1.8	0.62	16.6
Brown (TOT)	30	13	0	1	3	2	16	10.5	4.1	0.0	0.15	0.7	0.45	5.3	18.7	0.0	6.4	0.69	3.0	2.06	22.4
Brown (CLE)	30	13	0	1	2	1	16	15.3	6.5	0.0	0.17	0.5	0.50	7.5	20.3	0.0	5.2	0.52	1.6	1.57	23.5
Rondo (TOT)	33	7	9	3	6	1	17	17.0	2.7	3.9	0.70	1.7	0.09	5.1	7.6	10.9	3.4	1.96	4.9	0.25	14.5
Rondo (CLE)	33	7	9	3	6	1	17	18.6	2.7	4.4	0.79	1.7	0.07	5.8	7.0	11.4	2.8	2.03	4.4	0.18	15.0
Goodwin	36	7	9	4	5	0	15	12.4	1.8	2.5	0.80	0.8	0.00	5.0	7.0	9.5	2.6	3.10	3.1	0.00	19.4
Frazier (TOT)	39	5	5	1	3	0	14	20.6	2.2	3.8	0.40	2.2	0.00	3.8	5.1	8.9	5.6	0.93	5.1	0.00	8.9
Anderson	14	1	2	0	0	0	4	7.9	0.5	1.0	0.00	0.0	0.00	3.0	3.0	6.0	3.0	0.00	0.00	0.00	18.0
Windler	17	6	2	1	1	0	9	8.0	1.6	0.6	0.17	0.1	0.00	2.1	9.7	3.5	3.5	0.99	0.7	0.00	12.4
Valentine	26	6	3	1	2	0	8	7.7	1.2	0.4	0.08	0.5	0.00	2.1	7.7	2.4	5.8	0.48	2.9	0.00	13.0
Fall	19	10	0	0	1	2	4	6.5	2.2	0.0	0.00	0.2	0.60	1.4	16.5	0.0	3.0	0.00	1.5	4.50	10.5
Nembhard	21	1	2	0	1	0	3	6.2	0.2	0.6	0.00	0.2	0.00	1.4	1.5	4.6	1.5	0.00	1.5	0.00	10.8
Pangos	24	2	6	1	1	0	5	5.2	0.5	0.9	0.15	0.3	0.00	0.9	4.2	8.5	2.1	1.41	2.8	0.00	8.5
Davis	24	11	2	1	2	1	6	5.3	1.8	0.1	0.11	0.2	0.28	0.7	16.0	1.0	9.0	1.00	1.5	2.50	6.0
Kornet	2	0	1	0	0	0	0	2.0	0.0	1.0	0.00	0.0	0.00	0.0	0.0	24.0	0.0	0.00	0.00	0.00	0.0
Scott	2	0	0	0	0	0	0	2.0	0.0	0.0	0.00	0.0	0.00	0.0	0.0	0.0	0.0	0.00	0.00	0.00	0.0
TEAM	240	57	38	13	21	14	127	240.0	43.6	24.9	6.85	14.3	4.12	107.5	43.6	24.9	17.4	6.85	14.3	4.12	107.5
OPPONENTS	240	54	35	16	23	12	132	240.0	42.7	23.7	8.59	12.9	5.20	107.7	42.7	23.7	19.9	8.59	12.9	5.20	107.7

# 2021-22 CLEVELAND CAVALIERS RESULTS (44-38)

Date	Opponent	Result	Home	Road	Total	High Scoring	High Rebounds	High Assists	Opponent Scoring	Atten.
Oct 20	@Memphis	L 121-132	0-0	0-1	0-1	Allen-25	Markkanen-9 Mobley-9	Garland-12	Morant-37	15,975
Oct 22	CHARLOTTE	L 112-123	0-1	0-1	0-2	Sexton-33	Love-11	Rubio-10	Bridges-30	17,116
Oct 23	ATLANTA	W 101- 95	1-1	0-1	1-2	Rubio-23	Allen-14	Rubio-8	Young-24	16,846
Oct 25	@Denver	W 99- 87	1-1	1-1	2-2	Love-22	Allen-16	Rubio-8	Jokic-24	14,221
Oct 27	@L.A. Clipper	W 92- 79	1-1	2-1	3-2	Sexton-26	Mobley-10 Love-10	Garland-6	Batum-16 Jackson-16	13,276
Oct 29	@L.A. Lakers	L 101-113	1-1	2-2	3-3	Mobley-23	Allen-9	Garland-11	James-26	18,997
Oct 30	@Phoenix	L 92-101	1-1	2-3	3-4	Osman-20	Love-12	Garland-5	Booker-27	14,516
Nov 1	@Charlotte	W 113-110	1-1	3-3	4-4	Allen-24	Allen-16	Rubio-8	Ball-30	13,889
Nov 3	PORTLAND	W 107-104	2-1	3-3	5-4	Allen-24	Allen-17	Garland-10	Lillard-26	16,231
Nov 5	@Toronto	W 102-101	2-1	4-3	6-4	Garland-21	Allen-15	Garland-8	Anunoby-23	19,800
Nov 7	@New York	W 126-109	2-1	5-3	7-4	Rubio-37	Allen-17	Rubio-10	Randle-19	19,040
Nov 10	WASHINGTON	L 94- 97	2-2	5-3	7-5	Rubio-20	Allen-10	Rubio-5	Kuzma-22	18,056
Nov 12	DETROIT	W 98- 78	3-2	5-3	8-5	Garland-21	Okoro-9	Rubio-9	Grant-16	17,095
Nov 13	BOSTON	W 91- 89	4-2	5-3	9-5	Garland-22	Mobley-9	Rubio-7	Schroder-28	19,432
Nov 15	BOSTON	L 92- 98	4-3	5-3	9-6	Rubio-28	Mobley-9 Valentine-9	Osman-5 Mobley-5	Tatum-23	17,186
Nov 17	@Brooklyn	L 99-109	4-3	5-4	9-7	Rubio-25	Davis-11	Garland-6	Harden-27	16,922
Nov 18	GOLDEN STATE	L 89-104	4-4	5-4	9-8	Garland-25	Davis-14	Rubio-5 Garland-5 Wade-5	Curry-40	19,432
Nov 22	BROOKLYN	L 112-117	4-5	5-4	9-9	Garland-24	Allen-15	Garland-11	Durant-27	17,387
Nov 24	PHOENIX	L 115-120	4-6	5-4	9-10	Allen-25	Allen-11	Garland-7	Booker-35	18,055
Nov 27	ORLANDO	W 105- 92	5-6	5-4	10-10	Garland-26	Markkanen-11 Allen-11	Garland-11	Carter-19	18,248
Nov 29	@Dallas	W 114- 96	5-6	6-4	11-10	Allen-28	Allen-14	Garland-9	Doncic-25	19,229
Dec 1	@Miami	W 111- 85	5-6	7-4	12-10	Love-22	Allen-11 Mobley-11	Garland-7	Herro-21	19,600
Dec 3	@Washington	W 116-101	5-6	8-4	13-10	Garland-32	Allen-13	Garland-10	Avdija-16	17,227
Dec 5	UTAH	L 108-109	5-7	8-4	13-11	Garland-31	Mobley-11	Garland-5	Mitchell-35	18,113
Dec 6	@Milwaukee	L 104-112	5-7	8-5	13-12	Allen-25	Allen-9 Garland-9	Rubio-9	G. Antetokounmpo-2	17,341
Dec 8	CHICAGO	W 115- 92	6-7	8-5	14-12	Garland-24	Allen-12	Rubio-9	LaVine-23	17,707
Dec 10	@Minnesota	W 123-106	6-7	9-5	15-12	Allen-21	Love-13	Garland-12	Towns-21	15,694
Dec 11	SACRAMENTO	W 117-103	7-7	9-5	16-12	Okoro-20	Mobley-15	Garland-13	Hield-21	19,432
Dec 13	MIAMI	W 105- 94	8-7	9-5	17-12	Love-23	Love-9	Rubio-7	Tucker-23	17,401
Dec 15	HOUSTON	W 124- 89	9-7	9-5	18-12	Garland-21	Wade-10	Rubio-12	Sengun-19	17,131
Dec 18	@Milwaukee	W 119- 90	9-7	10-5	19-12	Osman-23	Love-7	Rubio-10	Nwora-28	17,341
Dec 22	@Boston	L 101-111	9-7	10-6	19-13	Garland-28	Love-12	Garland-6 Rubio-6	Brown-34	19,156
Dec 26	TORONTO	W 144- 99	10-7	10-6	20-13	Love-22 Garland-22	Love-9 Valentine-9	Garland-8	Watanabe-26	19,432
Dec 28	@New Orleans	L 104-108	10-7	10-7	20-14	Rubio-27	Rubio-13	Rubio-9	Jones-26	15,835
Dec 30	@Washington	L 93-110	10-7	10-8	20-15	Love-24	Love-11	Pangos-6	Beal-29	15,637
Dec 31	ATLANTA	L 118-121	10-8	10-8	20-16	Love-35	Love-11	Goodwin-6	Young-35	17,745
Jan 2	INDIANA	W 108-104	11-8	10-8	21-16	Mobley-24	Allen-11	Goodwin-5	Sabonis-32	17,808
Jan 4	MEMPHIS	L 106-110	11-9	10-8	21-17	Garland-27	Allen-12	Garland-10	Morant-26	18,178
Jan 7	@Portland	W 114-101	11-9	11-8	22-17	Garland-26	Allen-13	Garland-6	Powell-19	16,708
Jan 9	@Golden State	L 82- 96	11-9	11-9	22-18	Stevens-17	Allen-7 Love-7	Rondo-5	Curry-28	18,064
Jan 10	@Sacramento	W 109-108	11-9	12-9	23-18	Allen-18 Love-18	Allen-17	Garland-11	Haliburton-21	12,110
Jan 12	@Utah	W 111- 91	11-9	13-9	24-18	Stevens-23	Mobley-10 Garland-10	Garland-14	Clarkson-22	18,306
Jan 14	@San Antonio	W 114-109	11-9	14-9	25-18	Garland-32	Allen-16	Garland-8	Murray-30	12,160
Jan 15	@Oklahoma Cit	W 107-102	11-9	15-9	26-18	Garland-27	Allen-13	Garland-18	Gilgeous-Alexand-2	15,284
Jan 17	BROOKLYN	W 114-107	12-9	15-9	27-18	Garland-22	Allen-10	Garland-12	Irving-27	18,105
Jan 19	@Chicago	L 104-117	12-9	15-10	27-19	Markkanen-28	Allen-10	Garland-12	DeRozan-30	20,824
Jan 22	OKLAHOMA CITY	W 94- 87	13-9	15-10	28-19	Garland-23	Mobley-17	Garland-11	Gilgeous-Alexand-2	19,432
Jan 24	NEW YORK	W 95- 93	14-9	15-10	29-19	Love-20	Mobley-12	Garland-12	Barrett-24	17,321
Jan 26	MILWAUKEE	W 115- 99	15-9	15-10	30-19	Love-25	Allen-10	Garland-8	G. Antetokounmpo-2	18,904

## 2021-22 CLEVELAND CAVALIERS RESULTS (CONTINUED)

Date	Opponent	Result	Home	Road	Total	High Scoring	High Rebounds	High Assists	Opponent Scoring	Atten.
Jan 30	@Detroit	L 105-115	15-9	15-11	30-20	Garland-24	Allen-9 Mobley-9	Garland-7	Bey-31	16,811
Jan 31	NEW ORLEANS	W 93- 90	16-9	15-11	31-20	Goodwin-21	Love-11	Osman-12	Graham-20	17,637
Feb 2	@Houston	L 104-115	16-9	15-12	31-21	Mobley-29	Love-13	Goodwin-8	Green-21 Wood-21	14,163
Feb 4	@Charlotte	W 102-101	16-9	16-12	32-21	Allen-29	Allen-22	Goodwin-9	Rozier-24	17,733
Feb 6	INDIANA	W 98- 85	17-9	16-12	33-21	Osman-22	Allen-17	Rondo-12	Duarte-22	19,432
Feb 9	SAN ANTONIO	W 105- 92	18-9	16-12	34-21	Garland-27	Allen-14	Garland-6	K. Johnson-18 Vassell-18	19,432
Feb 11	@Indiana	W 120-113	18-9	17-12	35-21	Allen-22 LeVert-22	Allen-14	Rondo-6	Haliburton-23	15,075
Feb 12	@Philadelphia	L 93-103	18-9	17-13	35-22	Garland-27	Mobley-8	LeVert-6	Embiid-40	21,057
Feb 15	@Atlanta	L 116-124	18-9	17-14	35-23	Garland-30	Mobley-10	Garland-8	Young-41	15,947
Feb 24	@Detroit	L 103-106	18-9	17-15	35-24	Markkanen-22	Allen-9	Rondo-9	H. Diallo-21	15,622
Feb 26	WASHINGTON	W 92- 86	19-9	17-15	36-24	Markkanen-23	Allen-14	Goodwin-6	Kuzma-34	19,432
Feb 28	MINNESOTA	L 122-127	19-10	17-15	36-25	Love-26	Mobley-10	Goodwin-12	Russell-25	18,421
Mar 2	CHARLOTTE	L 98-119	19-11	17-15	36-26	Garland-33	Allen-11	Love-5	Rozier-27	19,019
Mar 4	@Philadelphia	L 119-125	19-11	17-16	36-27	Garland-26	Love-10	Garland-19	Maxey-33	21,391
Mar 6	TORONTO	W 104- 96	20-11	17-16	37-27	Markkanen-22	Mobley-17	Garland-10	Siakam-24	19,432
Mar 8	@Indiana	W 127-124	20-11	18-16	38-27	Garland-41	Mobley-12	Garland-13	Haliburton-25	14,066
Mar 11	@Miami	L 105-117	20-11	18-17	38-28	Garland-24	Mobley-12	Garland-10	Adebayo-30	19,600
Mar 12	@Chicago	L 91-101	20-11	18-18	38-29	Garland-25	Love-11	Garland-7	DeRozan-25	21,727
Mar 14	L.A. CLIPPERS	W 120-111(OT)	21-11	18-18	39-29	Mobley-30 Markkanen-9	Love-9	Garland-13	Zubac-24	18,742
Mar 16	PHILADELPHIA	L 114-118	21-12	18-18	39-30	Garland-22	Mobley-9	LeVert-7 Garland-7	Embiid-35	19,432
Mar 18	DENVER	W 119-116(OT)	22-12	18-18	40-30	Markkanen-31	Mobley-11	Garland-14	Jokic-32	19,432
Mar 19	DETROIT	W 113-109	23-12	18-18	41-30	Garland-24	Mobley-11	Garland-12	Grant-40	19,432
Mar 21	L.A. LAKERS	L 120-131	23-13	18-18	41-31	Garland-29	Markkanen-9	Garland-17	James-38	19,432
Mar 24	@Toronto	L 104-117	23-13	18-19	41-32	Markkanen-20	Love-10	Garland-10	Siakam-35	19,800
Mar 26	CHICAGO	L 94- 98	23-14	18-19	41-33	Garland-28	Mobley-11	Garland-5	LaVine-25	19,432
Mar 28	ORLANDO	W 107-101	24-14	18-19	42-33	Garland-25	Windler-9	Garland-12	Carter-15	19,432
Mar 30	DALLAS	L 112-120	24-15	18-19	42-34	LeVert-32	Brown-9	Garland-10	Doncic-35	19,432
Mar 31	@Atlanta	L 107-131	24-15	18-20	42-35	Osman-21	Brown-13	Garland-8	Young-30	17,491
Apr 2	@New York	W 119-101	24-15	19-20	43-35	Garland-24	Brown-13	Garland-13	Toppin-20	19,812
Apr 3	PHILADELPHIA	L 108-112	24-16	19-20	43-36	Garland-23	Brown-12	LeVert-7	Embiid-44	19,432
Apr 5	@Orlando	L 115-120	24-16	19-21	43-37	Garland-27	Love-13	Garland-10	Bamba-21	16,897
Apr 8	@Brooklyn	L 107-118	24-16	19-22	43-38	Garland-31	Love-9	Rondo-5	Durant-36	18,169
Apr 10	MILWAUKEE	W 133-115	25-16	19-22	44-38	Love-32	Love-10 Mobley-10	Rondo-13	Mamukelashvili-28	19,432

## CAVALIERS 2022 PLAY-IN TOURNAMENT RESULTS

Date	Opponent	Team/Opp	Home	Road	Total	High Scoring	High Rebounds	High Assists	Opponent Scoring	Atten.
Apr 12	@Brooklyn	L 108-115	0-0	0-1	0-1	Garland-34	Love-13	Rondo-9	Irving-34	17,732
Apr 15	ATLANTA	L 101-107	0-1	0-1	0-2	Markkanen-26	Markkanen-8	Garland-9 Mobley-8	Young-38	19,432

# THE LAST TIME

BY CAVALIERS	AN INDIVIDUAL...	BY OPPONENT
32 PTS, Kevin Love: (CLE W, 133-115) vs. Milwaukee, 04/10/22	Scored 30+ points	36 PTS, Kevin Durant: (CLE L, 107-118) @ Brooklyn, 04/08/22
41 PTS, Darius Garland: (CLE W, 127-124) @ Indiana, 03/08/22	Scored 40+ points	44 PTS, Joel Embiid: (CLE L, 108-112) vs. Philadelphia, 04/03/22
57 PTS, LeBron James: (CLE W, 130-122) @ Washington, 11/03/17	Scored 50+ points	50 PTS, Jamal Murray: (CLE L, 103-120) vs. Denver, 02/19/21
17 REB, Evan Mobley: (CLE W, 104-96) vs. Toronto, 03/06/22	Had 15+ Rebounds	17 REB, Joel Embiid: (CLE L, 108-112) vs. Philadelphia, 04/03/22
22 REB, Jarrett Allen: (CLE W, 102-101) @ Charlotte, 02/04/22	Had 20+ Rebounds	23 REB, Clint Capela: (CLE L, 118-121) vs. Atlanta, 12/31/21
25 REB, Anderson Varejão: (CLE W, 87-81 (OT)) vs. Orlando, 01/02/14	Had 25+ Rebounds	26 REB, Jayson Williams: (CLE W, 85-74) @ Brooklyn, 11/13/97
17 AST, Darius Garland: (CLE L, 120-131) vs. LA Lakers, 03/21/22	Had 15+ assists	17 AST, Russell Westbrook: (CLE L, 105-120) @ Washington, 05/14/21
22 AST, Andre Miller: (CLE L, 91-94) vs. Philadelphia, 12/15/01	Had 20+ assists	20 AST, Russell Westbrook: (CLE L, 124-148) vs. Oklahoma City, 01/20/18
5 BLK, Evan Mobley: (CLE W, 115-92) vs. Chicago, 12/08/21	Had 5+ Blocks	6 BLK, Mo Bamba: (CLE L, 115-120) @ Orlando, 04/05/22
11 BLK, Larry Nance: (CLE W, 104-96) vs. New York, 01/07/89	Had 10+ Blocks	10 BLK, Calvin Booth: (CLE W, 104-96) @ Oklahoma City, 01/13/04
5 STL, Evan Mobley: (CLE W, 127-124) @ Indiana, 03/08/22	Had 5+ Steals	6 STL, Matisse Thybulte: (CLE L, 93-103) @ Philadelphia, 02/12/22
10 FGM, Kevin Love: (CLE W, 133-115) vs. Milwaukee, 04/10/22	Made 10+ Field Goals	10 FGM, Sandro Mamukelashvili: (CLE W, 133-115) vs. Milwaukee, 04/10/22
16 FGM, Collin Sexton: (CLE W, 147-135 (2OT)) vs. Brooklyn, 01/20/21	Made 15+ Field Goals	17 FGM, LeBron James: (CLE L, 120-131) vs. LA Lakers, 03/21/22
23 FGM, LeBron James: (CLE W, 130-122) @ Washington, 11/03/17	Made 20+ Field Goals	21 FGM, Jamal Murray: (CLE L, 103-120) vs. Denver, 02/19/21
8 3FGM, Kevin Love: (CLE W, 133-115) vs. Milwaukee, 04/10/22	Made 7+ 3-Pointers	7 3FGM, Jerami Grant: (CLE W, 113-109) vs. Detroit, 03/19/22
11 3FGM, Kevin Love: (CLE W, 133-115) vs. Milwaukee, 04/10/22	10+ 3-Pointer Attempts	12 3FGM, Dorian Finney-Smith: (CLE L, 112-120) vs. Dallas, 03/30/22
15 FTM, Darius Garland: (CLE L, 105-117) @ Miami, 03/11/22	Made 15+ Free Throws	17 FTM, Joel Embiid: (CLE L, 108-112) vs. Philadelphia, 04/03/22
24 FTM, LeBron James: (CLE L, 92-98) @ Miami, 03/12/06	Made 20+ Free Throws	23 FTM, Dwyane Wade: (CLE L, 89-92) @ Miami, 02/01/07
5 FB, Isaac Okoro: (CLE W, 95-93) vs. New York, 01/24/22	Made 5+ Fast Breaks	6 FB, Jaylen Brown: (CLE L, 103-141) @ Boston, 01/24/21
* Never Has Happened *	10+ Fast Break Attempts	* Never Has Happened *
6 TO, Darius Garland: (CLE L, 91-101) @ Chicago, 03/12/22	5+ Turnovers	5 TO, Thanasis Antetokounmpo: (CLE W, 133-115) vs. Milwaukee, 04/10/22
10 FD, Darius Garland: (CLE L, 105-117) @ Miami, 03/11/22	10+ Fouls Drawn	11 FD, Joel Embiid: (CLE L, 108-112) vs. Philadelphia, 04/03/22
209.1 OR, Dean Wade: (CLE L, 106-112) vs. Boston, 03/04/20	200+ Offensive Rating	218.0 OR, Tony Bradley: (CLE L, 113-126) vs. Utah, 03/02/20
* Never Has Happened *	200+ Defensive Rating	* Never Has Happened *
11 FGM/10 FGM, Caris LeVert/Darius Garland: (CLE L, 112-120) vs. Dallas, 03/30/22	Two Players with 10+ Field Goals Made	14 FGM/10 FGM, Luka Dončić/Dorian Finney-Smith: (CLE L, 112-120) vs. Dallas, 03/30/22
5 3FGM/5 3FGM, Cedi Osman/Kevin Love: (CLE L, 122-127) vs. Minnesota, 02/28/22	Two Players with 5+ 3-Pointers Made	5 3FGM/5 3FGM, Georges Niang/Tyrese Maxey: (CLE L, 119-125) @ Philadelphia, 03/04/22
11 PTS, 10 REB, 14 AST, Darius Garland: (CLE W, 111-91) @ Utah, 01/12/22	Had a triple-double	21 PTS, 10 REB, 10 AST, James Harden: (CLE L, 108-112) vs. Philadelphia, 04/03/22
29 PTS, 22 REB, Jarrett Allen: (CLE W, 102-101) @ Charlotte, 02/04/22	Had a 20/20 game	21 PTS, 20 REB, Domantas Sabonis: (CLE L, 102-111) vs. Indiana, 05/10/21
4th period, Cedi Osman: (CLE W, 119-101) @ New York, 04/02/22	Had a four-point play	2nd period, Brandon Boston Jr.: (CLE W, 120-111 (OT)) vs. LA Clippers, 03/14/22

THE LAST TIME (CONTINUED)

BY CAVALIERS	A TEAM...	BY OPPONENT
133 PTS, (CLE W, 133-115) vs. Milwaukee, 04/10/22	Scored 120+ points	120 PTS, (CLE L, 115-120) @ Orlando, 04/05/22
133 PTS, (CLE W, 133-115) vs. Milwaukee, 04/10/22	Scored 130+ points	131 PTS, (CLE L, 107-131) @ Atlanta, 03/31/22
144 PTS, (CLE W, 144-99) vs. Toronto, 12/26/21	Scored 140+ points	141 PTS, (CLE L, 105-141) vs. Portland, 05/05/21
154 PTS, (CLE W, 154-153 (4OT)) vs. LA Lakers, 01/29/80	Scored 150+ points	153 PTS, (CLE W, 154-153 (4OT)) vs. LA Lakers, 01/29/80
.603 (47-78), (CLE W, 132-129) vs. Toronto, 03/21/18	Shot .600+ from the field	.616 (53-86), (CLE L, 115-135) vs. Toronto, 04/10/21
20 PTS, (CLE W, 111-91) @ Utah, 01/12/22	Won by 20+ points	24 PTS, (CLE L, 107-131) @ Atlanta, 03/31/22
45 PTS, (CLE W, 144-99) vs. Toronto, 12/26/21	Won by 30+ points	36 PTS, (CLE L, 105-141) vs. Portland, 05/05/21
43 PTS, (CLE W, 110-67) vs. Philadelphia, 01/15/94	Won by 40+ points	41 PTS, (CLE L, 92-133) vs. LA Clippers, 02/09/20
68 PTS, (CLE W, 148-80) vs. Miami, 12/17/91	Won by 50+ points	56 PTS, (CLE L, 57-112) @ LA Lakers, 01/11/11
61 REB, (CLE W, 120-111 (OT)) vs. LA Clippers, 03/14/22	Had 60+ rebounds	60 REB, (CLE L, 82-96) @ Golden State, 01/09/22
39 AST, (CLE W, 133-115) vs. Milwaukee, 04/10/22	Had 35+ assists	35 AST, (CLE W, 119-116 (OT)) vs. Denver, 03/18/22
41 AST, (CLE W, 122-100) vs. Detroit, 04/09/14	Had 40+ assists	43 AST, (CLE L, 94-141) @ Philadelphia, 12/07/19
51 FGM, (CLE W, 133-115) vs. Milwaukee, 04/10/22	Made 50+ field goals	53 FGM, (CLE L, 120-131) vs. LA Lakers, 03/21/22
22 3FGM, (CLE W, 144-99) vs. Toronto, 12/26/21	Made 20+ 3-pointers	20 3FGM, (CLE L, 108-109) vs. Utah, 12/05/21
35 FTM, (CLE W, 105-94) vs. LA Clippers, 02/05/15	Made 35+ free throws	35 FTM, (CLE L, 108-112) vs. Philadelphia, 04/03/22
1st OT, (CLE W, 119-116 (OT)) vs. Denver, 03/18/22	Overtime Win	1st OT, (CLE L, 118-134 (OT)) vs. Phoenix, 05/04/21
2nd OT, (CLE W, 147-135 (2OT)) vs. Brooklyn, 01/20/21	Double-Overtime Win	2nd OT, (CLE L, 139-148 (3OT)) vs. Brooklyn, 02/13/19
* Never Has Happened *	Triple-Overtime Win	3rd OT, (CLE L, 139-148 (3OT)) vs. Brooklyn, 02/13/19
4th OT, (CLE W, 154-153 (4OT)) vs. LA Lakers, 01/29/80	Quadruple-Overtime Win	4th OT, (CLE L, 129-131 (4OT)) vs. Portland, 10/18/74
THE CAVALIERS (SINGLE-SEASON)...		
1/10/2022 — 1/17/2022 (5)	Won 5 straight	--
11/11/2017 — 12/6/2017 (13)	Won 10 straight	--
1/17/2022 — 2/26/2022 (8)	Won 5 straight at home	--
11/7/2017 — 1/2/2018 (13)	Won 10 straight at home	--
1/19/2015 — 4/5/2015 (18)	Won 15 straight at home	--
2/9/2018 — 3/7/2018 (5)	Won 5 straight on road	--
* Never Has Happened *	Won 10 straight on road	--
* Never Has Happened *	Won 15 straight on road	--
11/15/2021 — 11/24/2021 (5)	Lost 5 straight	--
4/23/2021 — 5/10/2021 (11)	Lost 10 straight	--
4/28/2021 — 5/10/2021 (7)	Lost 5 straight at home	--
4/17/2021 — 10/5/2021 (9)	Lost 5 straight on road	--



# MISCELLANEOUS STATISTICS

CAVALIERS RECORD WHEN...	OVERALL	HOME	ROAD
Outrebounding opponent	26-15	16-8	10-7
Outrebounded by opponent	16-22	8-7	8-15
Tied in Rebounding	2-1	1-1	1-0
Shooting better than opponent	37-9	20-4	17-5
Shooting worse than opponent	7-29	5-12	2-17
Shooting same than opponent	0-0	0-0	0-0
More FTM than opponent	29-17	15-8	14-9
Less FTM than opponent	15-19	10-8	5-11
Same FTM than opponent	0-2	0-0	0-2
More 3FGM than opponent	26-12	19-7	7-5
Less 3FGM than opponent	17-23	6-9	11-14
Same 3FGM than opponent	1-3	0-0	1-3
More assists than opponent	30-11	17-4	13-7
Less assists than opponent	12-27	7-12	5-15
Same assists than opponent	2-0	1-0	1-0
More turnovers than opponent	17-26	8-9	9-17
Less turnovers than opponent	26-9	16-5	10-4
Same turnovers than opponent	1-3	1-2	0-1
Bench outscorers opponent bench	26-20	16-9	10-11
Opponent bench outscorers CLE	18-18	9-7	9-11
Bench scoring equal	0-0	0-0	0-0
Scoring less than 80 points	0-0	0-0	0-0
Scoring between 80-89 points	0-2	0-1	0-1
Scoring between 90-99 points	8-6	7-4	1-4
Scoring 100 or more points	35-27	18-11	17-16
Opponent scores less than 80	2-0	1-0	1-0
Opponent scores between 80-89	7-0	5-0	2-0
Opponent scores between 90-99	11-4	8-3	3-1
Opponent scores 100 or more	22-34	9-13	13-21

NUMBER OF TIMES RECORDING	POINTS										REB	AST	BLK	STL	3+	DO	TD
	10+	20+	30+	10+	20+	30+	10+	20+	30+	10+							
Jarrett Allen	50	16	--	--	33	--	7	2	32	--							
Justin Anderson	--	--	--	--	--	--	--	--	--	--							
Moses Brown	4	--	--	--	4	--	--	--	3	--							
Ed Davis	--	--	--	--	2	--	--	--	--	--							
Tacko Fall	--	--	--	--	1	--	--	--	--	--							
Tim Frazier	--	--	--	--	--	--	--	--	--	--							
Darius Garland	66	42	7	1	29	--	9	29	1								
Brandon Goodwin	6	1	--	--	1	--	1	1	1								
Luke Kornet	--	--	--	--	--	--	--	--	--	--							
Caris LeVert	14	2	1	--	--	--	--	--	1	--							
Kevin Love	53	15	2	18	--	--	--	--	15	--							
Lauri Markkanen	48	17	1	3	--	--	3	3	3	--							
Evan Mobley	57	12	1	22	--	--	16	2	21	--							
RJ Nembhard Jr.	--	--	--	--	--	--	--	--	--	--							
Malik Newman	--	--	--	--	--	--	--	--	--	--							
Isaac Okoro	26	4	--	--	--	--	3	--	--	--							
Cedi Osman	35	9	--	--	1	--	3	--	--	--							
Kevin Pangos	--	--	--	--	--	--	--	--	--	--							
Rajon Rondo	5	--	--	--	2	--	1	1	--	--							
Ricky Rubio	20	6	1	1	5	--	7	5	--	--							
Trevon Scott	--	--	--	--	--	--	--	--	--	--							
Collin Sexton	8	3	1	--	--	--	1	--	--	--							
Lamar Stevens	11	1	--	--	--	--	1	2	--	--							
Denzel Valentine	1	--	--	--	--	--	--	--	--	--							
Dean Wade	11	--	--	--	1	--	3	1	--	--							
Dylan Windler	1	--	--	--	--	--	--	--	--	--							

NUMBER OF TIMES LEADING TEAM IN... (INCLUDES TIES)	PTS										REB	AST	BLK	STL	MIN
	10	34	34	34	34	34	34	34	34	34					
Jarrett Allen	10	--	--	--	--	--	--	--	--	1					
Justin Anderson	--	--	--	--	--	--	--	--	--	1					
Moses Brown	--	4	--	--	4	1	--	--	--	--					
Ed Davis	--	2	--	--	8	--	--	--	--	--					
Tacko Fall	--	--	--	--	3	--	--	--	--	--					
Tim Frazier	--	--	--	--	--	--	--	--	--	--					
Darius Garland	36	1	51	5	24	30									
Brandon Goodwin	1	--	6	1	9	2									
Luke Kornet	--	--	--	--	--	--									
Caris LeVert	2	--	3	2	5	3									
Kevin Love	11	20	1	8	6	1									
Lauri Markkanen	6	4	--	9	12	3									
Evan Mobley	4	22	1	46	14	25									
RJ Nembhard Jr.	--	--	--	2	--	--									
Malik Newman	--	--	--	--	--	--									
Isaac Okoro	1	1	--	7	12	2									
Cedi Osman	4	--	2	6	15	2									
Kevin Pangos	--	--	1	2	1	--									
Rajon Rondo	--	--	6	1	4	--									
Ricky Rubio	6	1	16	5	15	2									
Trevon Scott	--	--	--	--	--	--									
Collin Sexton	2	--	--	2	3	2									
Lamar Stevens	2	--	--	6	9	--									
Denzel Valentine	--	2	--	1	1	--									
Dean Wade	--	1	1	4	7	1									
Dylan Windler	--	1	--	2	2	--									

STARTING LINEUPS		GAME	FORWARD		CENTER	GUARD	GUARD	RECORD
LAST USED								
10/23	vs. Hawks	Lauri Markkanen	Evan Mobley	Jarrett Allen	Ricky Rubio	Collin Sexton		1-1
11/1	at Hornets	Lauri Markkanen	Evan Mobley	Jarrett Allen	Darius Garland	Collin Sexton		3-3
11/7	at Knicks	Lauri Markkanen	Dean Wade	Jarrett Allen	Darius Garland	Collin Sexton		3-0
11/15	vs. Celtics	Isaac Okoro	Dean Wade	Evan Mobley	Darius Garland	Ricky Rubio		0-1
11/18	vs. Warriors	Isaac Okoro	Dean Wade	Ed Davis	Darius Garland	Ricky Rubio		0-2
12/15	vs. Rockets	Lauri Markkanen	Dean Wade	Jarrett Allen	Darius Garland	Isaac Okoro		1-2
12/18	at Bucks	Lauri Markkanen	Dean Wade	Jarrett Allen	Darius Garland	Lamar Stevens		1-0
12/22	at Celtics	Lauri Markkanen	Dean Wade	Tacko Fall	Darius Garland	Ricky Rubio		0-1
12/26	vs. Raptors	Lauri Markkanen	Dean Wade	Kevin Love	Darius Garland	Ricky Rubio		1-0
12/28	at Pelicans	Lauri Markkanen	Dean Wade	Evan Mobley	Isaac Okoro	Ricky Rubio		0-1
12/30	at Wizards	Lauri Markkanen	Evan Mobley	Kevin Love	Isaac Okoro	Kevin Pangos		0-1
1/2	vs. Pacers	Lauri Markkanen	Evan Mobley	Jarrett Allen	Isaac Okoro	Kevin Pangos		1-1
1/15	at Thunder	Lauri Markkanen	Evan Mobley	Jarrett Allen	Darius Garland	Lamar Stevens		5-2
1/24	vs. Knicks	Evan Mobley	Dean Wade	Ed Davis	Darius Garland	Isaac Okoro		1-0
1/31	vs. Pelicans	Evan Mobley	Jarrett Allen	Jarrett Allen	Isaac Okoro	Cedi Osman		1-0
2/4	at Hornets	Evan Mobley	Isaac Okoro	Jarrett Allen	Brandon Goodwin	Cedi Osman		1-1
2/6	vs. Pacers	Evan Mobley	Dean Wade	Jarrett Allen	Brandon Goodwin	Isaac Okoro		1-0
2/11	at Pelicans	Evan Mobley	Dean Wade	Jarrett Allen	Caris LeVert	Isaac Okoro		1-0
2/12	at 76ers	Evan Mobley	Dean Wade	Jarrett Allen	Darius Garland	Caris LeVert		0-1
2/15	at Hawks	Evan Mobley	Dean Wade	Jarrett Allen	Darius Garland	Isaac Okoro		4-3
2/24	at Pistons	Lauri Markkanen	Evan Mobley	Jarrett Allen	Isaac Okoro	Rajon Rondo		0-1
2/28	vs. Timberwolves	Lauri Markkanen	Evan Mobley	Jarrett Allen	Brandon Goodwin	Isaac Okoro		1-1
3/6	vs. Raptors	Lauri Markkanen	Evan Mobley	Jarrett Allen	Darius Garland	Isaac Okoro		11-5
3/11	at Heat	Lauri Markkanen	Dean Wade	Evan Mobley	Darius Garland	Isaac Okoro		1-1
3/12	at Bulls	Kevin Love	Dean Wade	Evan Mobley	Darius Garland	Isaac Okoro		0-1
3/21	vs. Lakers	Lauri Markkanen	Lamar Stevens	Evan Mobley	Darius Garland	Isaac Okoro		3-2
3/24	at Raptors	Kevin Love	Lauri Markkanen	Evan Mobley	Darius Garland	Isaac Okoro		0-1
4/5	at Magic	Caris LeVert	Lauri Markkanen	Moses Brown	Darius Garland	Isaac Okoro		1-4
4/10	vs. Bucks	Caris LeVert	Lauri Markkanen	Evan Mobley	Darius Garland	Isaac Okoro		2-2



## MISCELLANEOUS STATISTICS (CONTINUED)

GAMES MISSED DUE TO INJURIES/SUSPENSIONS			
NAME	INJURY/ILLNESS	DATES OUT	GAMES MISSED
Jarrett Allen	Illness	11/15 through 11/18/21; 1/24	4
	Health And Safety Protocols	12/22 through 12/28/21	3
	Inactive – Return To Competition Reconditioning	12/30	1
Ed Davis	Left 3rd Finger: Fracture	3/11 through 4/10/22	17
	Health And Safety Protocols	12/22 through 12/28/21	3
	Left Ankle: Sprain	10/22 through 10/23/21	2
Caris LeVert	Health And Safety Protocols	12/28/21 through 1/2/22	4
	Low Back: Soreness	1/31 through 2/6/22; 2/11; 2/24 through 2/28/22	8
	Right Foot: Sprain	2/24 through 3/6/22; 3/11 through 3/12/22	8
Kevin Love	Health And Safety Protocols	11/1 through 11/12/21	6
	Inactive – Return To Competition Reconditioning	11/13 through 11/15/21	2
	Health And Safety Protocols	11/3 through 11/3/21	6
Lauri Markkanen	Inactive – Return To Competition Reconditioning	11/15 through 11/18/21	3
	Right Ankle: Sprain	1/24 through 2/15/22	11
	Right Ankle: Soreness	3/12	1
Evan Mobley	Right Elbow Sprain	11/17 through 11/24/21	4
	Right Hip: Soreness	12/15	1
	Health And Safety Protocols	12/18 through 12/26/21	3
RJ Nembhard Jr.	Left Ankle: Sprain	3/30 through 4/5/22	5
	Health And Safety Protocols	12/22	1
	Inactive – Ineligible To Play	1/30	1
Malik Newman	Illness	3/26	1
	Inactive – G League On Assignment	1/4	1
	Left Hamstring: Strain	10/27 through 11/7/21	7
Isaac Okoro	Health And Safety Protocols	12/18 through 12/22/21	2
	Inactive – Return To Competition Reconditioning	12/26	1
	Left Elbow: Sprain	1/4 through 1/14/22	6
Cedi Osman	Low Back: Spasms	11/18 through 11/22/21	2
	Low Back: Soreness	11/29 through 12/3/21	3
	Health And Safety Protocols	12/26/21 through 1/4/22	6
Kevin Pangos	Inactive – Personal	10/29 through 11/1/21	3
	Inactive – Return To Competition Reconditioning	1/4	1
	Right Hamstring: Soreness	1/12 through 1/22/22	6
Rajon Rondo	Right Great Toe: Sprain	2/26 through 3/6/22	5
	Right Ankle: Sprain	3/14 through 4/2/22	1
	Left Knee: Injury	12/30	1
Ricky Rubio	Left Knee: ACL Tear	12/31/21 through 2/6/22	19
	Left Knee: Meniscal Tear	11/10/21 through 3/6/22; 3/11 through 4/10/22	70
	Right Ankle: Sprain	11/13 through 11/24/21	6
Lamar Stevens	Health And Safety Protocols	12/22 through 12/28/21	3
	Left Knee: Soreness	1/17 through 1/19/22	2
	Personal	12/31/21 through 1/2/22	2
Denzel Valentine	Right Ankle: Sprain	10/20	1
	Left Calf: Strain	11/27	1
	Right Calf: Strain	11/29 through 12/6/21	5
Dean Wade	Right Knee: Soreness	3/14 through 3/28/22	8
	Right Knee: Surgery	3/30 through 4/8/22	6
	Left Knee: Surgery	4/10	1
Dylan Windler	Right Hip: Strain	10/20 through 10/23/21	3
	Inactive – G League On Assignment	12/6; 12/10 through 12/11/21; 2/24 through 2/28/22; 3/4 through 3/6/22; 3/11 through 3/12/22	10
	Health And Safety Protocols	12/22 through 12/28/21	3
	Left Knee: Soreness	1/2	1
TOTAL GAMES MISSED			291

# CAVALIERS SEASON HIGHS AND LOWS

	CLEVELAND CAVALIERS	OPPONENTS
Points	42 Collin Sexton vs. BKN 01/20/2021	50 Jamal Murray vs. DEN 02/19/2021
Points in a Quarter	15 Collin Sexton (3rd) vs. PHX 05/04/2021	21 LeBron James (4th) vs. LAL 01/25/2021
	15 Collin Sexton (1st) vs. ATL 02/23/2021	21 Terry Rozier (4th) vs. CHA 12/23/2020
	15 Collin Sexton (6th) vs. BKN 01/20/2021	
Points in a Half	31 Collin Sexton (2nd) vs. BKN 01/20/2021	36 Terry Rozier (2nd) vs. CHA 12/23/2020
Field Goals	16 Collin Sexton vs. BKN 01/20/2021	21 Jamal Murray vs. DEN 02/19/2021
Field Goal Attempts	29 Collin Sexton vs. BKN 01/20/2021	28 Kyrie Irving vs. BKN 01/20/2021
Field Goal Percentage	1.000 Jarrett Allen (11-11) vs. OKC 02/21/2021	1.000 T.J. McConnell (8-8) vs. IND 03/03/2021
3-PT Field Goal	7 Kevin Love vs. MIA 05/01/2021	10 Terry Rozier vs. CHA 12/23/2020
3-PT FG Attempts	14 Kevin Love vs. NOP 04/11/2021	16 Blake Griffin at DET 12/26/2020
3-PT FG Percentage	1.000 Dylan Windler (5-5) vs. ATL 02/23/2021	1.000 Terry Rozier vs. CHA 12/23/2020
Free Throws	13 Collin Sexton vs. BOS 05/12/2021	14 Joel Embiid at PHI 02/27/2021
	13 Andre Drummond vs. NYK 01/15/2021	
Free Throw Attempts	19 Andre Drummond vs. NYK 01/15/2021	16 Joel Embiid at PHI 02/27/2021
Free Throw Percentage	1.000 Darius Garland (11-11) vs. SAS 03/19/2021	1.000 Jerami Grant (10-10) vs. DET 01/27/2021
Offensive Rebounds	9 Jarrett Allen vs. OKC 02/21/2021	11 Keldon Johnson vs. SAS 03/19/2021
Defensive Rebounds	19 Andre Drummond at MIL 01/09/2021	16 Domantas Sabonis vs. IND 05/10/2021
Total Rebounds	24 Andre Drummond at MIL 01/09/2021	21 Keldon Johnson vs. SAS 03/19/2021
Assists	12 Darius Garland at CHI 04/17/2021	17 Russell Westbrook at WAS 05/14/2021
	12 Darius Garland at DET 12/26/2020	
Steals	5 Andre Drummond vs. DET 01/27/2021	10 T.J. McConnell vs. IND 03/03/2021
Blocks	6 Andre Drummond vs. NYK 12/29/2020	6 Nerlens Noel vs. NYK 01/15/2021
Minutes	50:22 Cedi Osman vs. BKN 01/20/2021	50:30 James Harden vs. BKN 01/20/2021
Points in Paint	24 Andre Drummond vs. MIL 02/06/2021	32 Zion Williamson vs. NOP 04/11/2021
	24 Collin Sexton at DET 12/26/2020	
Second Chance Points	12 Andre Drummond vs. LAL 01/25/2021	13 Enes Kanter at POR 02/12/2021
Fast Break Points	14 Collin Sexton at PHI 02/27/2021	13 Jaylen Brown at BOS 01/24/2021

CAVALIERS HIGHS	CAVALIERS LOWS	CATEGORY	OPPONENTS HIGHS	OPPONENTS LOWS
147 vs. BKN 01/20/2021	75 at UTA 03/29/2021	Points	141 (2) vs. POR 05/05/2021	90 (3) at CHA 04/14/2021
39 vs. NOP 04/11/2021	14 at MIL 01/09/2021	Points/1st Qtr.	47 vs. TOR 04/10/2021	12 vs. CHI 04/21/2021
41 vs. CHA 12/23/2020	16 (2) at UTA 03/29/2021	Points/2nd Qtr.	40 vs. TOR 04/10/2021	15 vs. MIN 02/01/2021
63 vs. NOP 04/11/2021	33 at NYK 01/29/2021	Points/1st Half	67 vs. TOR 04/10/2021	38 vs. BOS 03/17/2021
43 at SAS 04/05/2021	9 at NOP 03/12/2021	Points/3rs Qtr.	41 at BOS 01/24/2021	13 vs. TOR 04/10/2021
44 vs. SAS 03/19/2021	14 at GSW 02/15/2021	Points/4th Qtr.	39 vs. POR 05/05/2021	14 at ORL 01/04/2021
68 (3) vs. SAS 03/19/2021	34 (2) at ORL 01/04/2021	Points/2nd Half	74 vs. POR 05/05/2021	35 at ATL 01/02/2021
56 vs. BKN 01/20/2021	29 (2) at UTA 03/29/2021	Field Goals	55 vs. PHX 05/04/2021	31 at HOU 03/01/2021
109 vs. BKN 01/20/2021	75 at HOU 03/01/2021	Field Goal Attempts	106 vs. BKN 01/20/2021	71 at ATL 03/14/2021
541 vs. BOS 03/17/2021	341 at NOP 03/12/2021	Field Goal Percentage	616 vs. TOR 04/10/2021	.356 vs. BOS 05/12/2021
20 (2) vs. MIA 05/01/2021	4 (4) vs. SAC 03/22/2021	3-PT Field Goal	24 vs. UTA 01/12/2021	5 (2) at SAS 04/05/2021
44 vs. ORL 04/28/2021	10 vs. LAC 02/03/2021	3-PT FG Attempts	46 (2) vs. GSW 04/15/2021	18 (2) vs. WAS 04/30/2021
.536 vs. ATL 02/23/2021	.154 at ORL 01/06/2021	3-PT FG Percentage	588 vs. LAC 02/03/2021	.192 at SAS 04/05/2021
27 (2) vs. BOS 03/17/2021	6 (2) at CHI 04/17/2021	Free Throws	31 (2) at WAS 05/14/2021	6 at CHA 04/14/2021
37 at POR 02/12/2021	7 at CHI 04/17/2021	Free Throw Attempts	37 at WAS 05/14/2021	8 at MEM 01/07/2021
.933 vs. IND 03/03/2021	.429 vs. MEM 01/11/2021	Free Throw Percentage	952 at GSW 02/15/2021	500 at CHA 04/14/2021
18 at DEN 02/10/2021	4 vs. PHI 04/01/2021	Offensive Rebounds	19 at NOP 03/12/2021	4 (6) at BKN 05/16/2021
48 vs. BOS 05/12/2021	20 at ATL 03/14/2021	Defensive Rebounds	51 at NOP 03/12/2021	23 (3) at CHA 04/23/2021
67 vs. MIN 02/01/2021	40 (3) vs. NOP 04/11/2021	Total Rebounds	78 at NOP 03/12/2021	32 (2) vs. IND 03/03/2021
35 at OKC 04/08/2021	13 at NOP 03/12/2021	Assists	35 (3) at BKN 05/16/2021	13 at HOU 03/01/2021
14 vs. DET 01/27/2021	3 (3) vs. PHX 05/04/2021	Steals	18 vs. IND 03/03/2021	2 at NOP 03/12/2021
26 at LAC 02/14/2021	8 at CHI 04/17/2021	Fouls	26 vs. PHX 05/04/2021	12 (2) vs. NOP 04/11/2021
26 vs. TOR 03/21/2021	6 (2) at SAS 04/05/2021	Turnovers	25 vs. NYK 12/29/2020	5 at CHA 04/23/2021
12 vs. MIN 02/01/2021	0 at DAL 05/07/2021	Blocks	13 vs. IND 05/10/2021	1 (4) vs. MIA 05/01/2021
72 at MIN 01/31/2021	30 vs. MIA 05/01/2021	Points in Paint	74 vs. MIL 02/05/2021	30 vs. NYK 12/29/2020
25 vs. POR 05/05/2021	3 at IND 12/31/2020	Second Chance Points	22 vs. LAL 01/25/2021	2 at SAC 03/27/2021
26 at PHI 02/27/2021	2 at ATL 01/02/2021	Fast Break Points	31 at GSW 02/15/2021	0 vs. MIN 02/01/2021
33 vs. CHI 04/21/2021	0 (5) at BKN 05/16/2021	Biggest Lead	42 at DEN 02/10/2021	0 vs. CHI 04/21/2021

## 2021-22 CONFERENCE/DIVISION RECORDS

	RECORD	HOME	ROAD	OT
<b>OVERALL</b>	44-38	25-16	19-22	2-0
Atlantic	8-10	5-4	3-6	
Central	10-6	7-1	3-5	
Southeast	9-9	5-4	4-5	
<b>EASTERN</b>	27-25	17-9	10-16	
Southwest	5-5	3-2	2-3	
Northwest	8-2	3-2	5-0	1-0
Pacific	4-6	2-3	2-3	1-0
<b>WESTERN</b>	17-13	8-7	9-6	2-0

## TEAM WINNING AND LOSING STREAKS

	OVERALL	HOME	ROAD
	Win - 1	Win - 1	Loss- 2
Long:	Win - 6	Win - 8	Win - 4
	Loss- 5	Loss- 4	Loss- 4
Last:	Win - 4/10 vs MIL 133-115	Win - 4/10 vs MIL 133-115	Win - 4/2 @ NYK 119-101
	Loss- 4/8 @ BKN 107-118	Loss- 4/3 vs PHI 108-112	Loss- 4/8 @ BKN 107-118

## 2021-22 RECORD MONTH BY MONTH

	WON	LOST
Oct.	3	4
Nov.	8	6
Dec.	9	6
Jan.	11	4
Feb.	5	5
Mar.	6	10
Apr.	2	3

## 2021-22 POINT MARGINS

MARGINS	1	2	3	4	5	6	7	8	9	10	11	12	13	14	15	16	17	18	19	20	21	22	23
Won By:	3	2	5	2	2	3	3	1	1		1	1	5	1	1	1	2	3		2			1
Lost By:	1		3	5	4	2		3	1	5	5	2	2	1	1		1				1		
	24	25	26	27	28	29	30	31	32	33	34	35	36	37	38	39	40	41	42	43	44	45	46+
Won By:			1			1					1											1	
Lost By:	1																						

## 2021-22 MISCELLANEOUS RECORDS

Record vs. Teams .500 or more:	20-24
Record vs. Teams under .500:	24-13

Offense:	+100 points:	35-27	<100 points:	9-11
Defense:	+100 points:	22-34	<100 points:	22-4

At Start Of:	OVERALL	HOME	ROAD	FG%	OVERALL	HOME	ROAD
2nd-Ahead:	28-18	14-9	14-9	-44%	12-19	9-7	3-12
-Behind:	15-18	10-7	5-11	45-49%	16-9	9-4	7-5
-Tied:	1-2	1-0	0-2	50-54%	13-9	5-4	8-5
3rd-Ahead:	30-14	16-9	14-5	55-59%	3-1	2-1	1-0
-Behind:	12-23	8-7	4-16	+60%	0-0	0-0	0-0
-Tied:	2-1	1-0	1-1				
4th-Ahead:	33-9	19-4	14-5				
-Behind:	11-29	6-12	5-17				
-Tied:	0-0	0-0	0-0				

# NBA Information



**Evan Mobley** was the runner-up for the 2021-22 NBA Rookie of the Year award and a unanimous First Team All-Rookie selection after leading all NBA rookies in blocks (1.67), rebounds (8.3), field goal percentage (.508) and double-doubles (21).

# 2021-22 NBA STANDINGS

## NBA Eastern Conference

## NBA Western Conference

### ATLANTIC DIVISION

	W	L	PCT	GB	HOME	ROAD	LAST-10	STREAK
Boston	51	31	.622	-	28-13	23-18	7-3	Won 1
Philadelphia	51	31	.622	-	24-17	27-14	6-4	Won 2
Toronto	48	34	.585	3	24-17	24-17	8-2	Lost 1
Brooklyn	44	38	.537	7	20-21	24-17	6-4	Won 4
New York	37	45	.451	14	17-24	20-21	7-3	Won 2

### SOUTHWEST DIVISION

	W	L	PCT	GB	HOME	ROAD	LAST-10	STREAK
Memphis	56	26	.683	-	30-11	26-15	7-3	Lost 1
Dallas	52	30	.634	4	29-12	23-18	8-2	Won 4
New Orleans	36	46	.439	20	19-22	17-24	6-4	Lost 2
San Antonio	34	48	.415	22	16-25	18-23	6-4	Lost 3
Houston	20	62	.244	36	11-30	9-32	2-8	Lost 7

### CENTRAL DIVISION

	W	L	PCT	GB	HOME	ROAD	LAST-10	STREAK
Milwaukee	51	31	.622	-	27-14	24-17	6-4	Lost 1
Chicago	46	36	.561	5	22-19	19-22	4-6	Won 1
CLEVELAND	44	38	.537	7	25-16	19-22	3-7	Won 1
Indiana	25	57	.305	26	16-25	9-32	0-10	Lost 10
Detroit	23	59	.280	28	13-28	10-31	4-6	Lost 3

### NORTHWEST DIVISION

	W	L	PCT	GB	HOME	ROAD	LAST-10	STREAK
Utah	49	33	.598	-	29-12	20-21	4-6	Won 1
Denver	48	34	.585	1	23-18	25-16	6-4	Lost 1
Minnesota	46	36	.561	3	26-15	20-21	4-6	Lost 1
Portland	27	55	.329	22	17-24	10-31	0-10	Lost 11
Oklahoma City	24	58	.293	25	12-29	12-29	4-6	Lost 3

### SOUTHEAST DIVISION

	W	L	PCT	GB	HOME	ROAD	LAST-10	STREAK
Miami	53	29	.646	-	29-12	24-17	6-4	Lost 1
Atlanta	43	39	.524	10	27-14	16-25	7-3	Won 1
Charlotte	43	39	.524	10	22-19	21-20	6-4	Won 3
Washington	35	47	.427	18	21-20	14-27	5-5	Lost 3
Orlando	22	60	.268	31	12-29	10-31	3-7	Won 1

### PACIFIC DIVISION

	W	L	PCT	GB	HOME	ROAD	LAST-10	STREAK
Phoenix	64	18	.780	-	32-9	32-9	6-4	Lost 1
Golden State	53	29	.646	11	31-10	22-19	6-4	Won 5
L.A. Clippers	42	40	.512	22	25-16	17-24	6-4	Won 5
L.A. Lakers	33	49	.402	31	21-20	12-29	2-8	Won 2
Sacramento	30	52	.366	34	16-25	14-27	5-5	Won 1

# 2021-22 HEAD-TO-HEAD WINS

	ATL	BKN	CHI	PHI	CLE	DAL	DET	GS	HOU	IND	LAC	MEM	MIA	MIL	MIN	NO	NY	OKC	ORL	PHI	PHO	POR	SAC	SA	TOR	UTA	WAS	W	L	PCT	GB	LAST 10 STREAK				
ATLANTIC DIVISION																																				
BOS	2	-	3	3	2	2	0	2	3	1	2	3	0	1	2	2	2	1	2	2	2	3	2	1	1	2	0	2	1	2	51	31	.622	-	7-3	Won 1
PHI	2	2	1	3	4	4	1	1	3	1	2	2	1	2	1	1	2	2	2	4	-	0	1	2	2	2	1	0	1	51	31	.622	-	6-4	Won 2	
TOR	3	2	2	2	1	1	0	1	0	1	2	3	2	1	2	3	1	3	1	2	3	1	0	2	2	-	1	3	48	34	.585	3	8-2	Lost 1		
BKN	2	1	-	1	1	3	1	0	4	0	1	3	1	1	1	2	4	1	3	3	0	1	1	2	2	1	2	4	48	35	.537	7	6-4	Won 4		
NY	3	2	0	1	2	0	2	0	3	1	2	2	2	1	0	1	1	-	0	2	2	2	1	2	2	1	0	2	37	45	.451	14	7-3	Won 2		

### CENTRAL DIVISION

	MIL	CHI	CLE	IND	DET	MIN	NO	OKC	PHI	POR	SA	UTA	WAS	W	L	PCT	GB	LAST 10																		
MIL	1	2	3	2	4	1	1	1	3	2	4	1	2	1	0	1	2	51	31	.622	-	6-4	Lost 1													
CHI	3	1	2	2	-	3	1	2	4	0	1	3	2	2	0	0	2	1	2	2	3	0	1	1	3	46	36	.561	5	4-6	Won 1					
CLE	1	1	1	2	1	-	1	2	2	0	1	4	2	0	2	3	1	1	3	2	2	0	2	2	2	3	1	2	44	38	.537	7	3-7	Won 1		
IND	0	1	0	0	1	0	1	0	1	1	2	-	1	1	0	1	0	0	1	2	1	1	1	0	1	2	1	2	25	57	.305	26	0-10	Lost 10		
DET	2	1	0	1	0	2	0	0	-	0	1	3	0	0	0	1	1	0	0	0	1	3	1	0	1	1	1	3	1	0	23	59	.280	28	4-6	Lost 3

### SOUTHEAST DIVISION

MIA	3	1	3	4	4	1	1	0	3	0	2	2	1	1	1	1	-	2	0	2	2	3	2	1	2	1	2	2	2	3	53	29	.646	-	6-4	Lost 1
ATL	-	2	1	2	1	3	1	0	1	1	1	4	1	1	2	1	2	2	1	1	2	3	1	1	2	1	1	0	3	43	39	.524	10	7-3	Won 1	
CHA	2	1	2	-	1	2	1	1	2	1	1	4	0	1	1	0	2	1	2	3	2	3	1	0	1	1	2	1	1	3	43	39	.524	10	6-4	Won 3
WAS	1	2	2	1	0	2	2	0	4	1	0	2	0	1	1	1	1	2	4	2	0	0	0	0	1	1	-	35	47	.427	18	5-5	Lost 3			
ORL	1	0	1	1	1	1	1	1	1	1	2	0	0	0	0	1	1	0	2	1	2	1	-	0	0	1	0	0	1	0	22	60	.268	31	3-7	Won 1

### SOUTHWEST DIVISION

MEM	0	0	2	1	2	2	1	3	2	3	3	2	4	3	-	1	1	2	3	2	2	2	1	2	1	3	4	1	2	1	56	26	.683	-	7-3	Lost 1	
DAL	1	2	1	0	1	1	-	2	3	4	1	2	2	3	1	1	2	3	0	3	1	1	0	3	3	4	2	2	0	52	30	.634	4	8-2	Won 4		
NO	1	0	0	0	1	1	1	1	1	2	1	3	1	3	3	1	0	1	2	-	1	1	1	0	1	3	2	1	1	2	1	36	46	.439	20	6-4	Lost 2
SA	1	2	0	0	1	0	0	2	1	2	3	0	2	2	0	0	0	1	0	3	0	3	2	0	0	4	1	-	0	2	2	34	48	.415	22	6-4	Lost 3
HOU	1	0	1	1	1	1	0	0	0	1	0	-	0	0	1	1	0	0	0	1	0	3	1	0	0	2	1	1	0	1	2	20	62	.244	36	2-8	Lost 7

### NORTHWEST DIVISION

UTA	2	1	1	1	1	1	2	4	1	3	3	0	2	1	1	0	1	3	2	2	4	1	2	1	4	4	1	1	-	1	49	33	.598	-	4-6	Won 1
DEN	2	0	2	1	0	0	1	-	2	3	3	2	3	2	1	2	1	1	3	2	2	1	1	1	3	4	2	1	0	2	48	34	.585	11	6-4	Lost 1
MIN	0	1	1	1	1	0	1	2	3	2	2	1	3	2	2	2	2	-	2	1	4	0	1	1	0	4	2	3	0	1	46	36	.561	3	4-6	Lost 1
POR	1	1	1	1	1	0	0	1	2	0	2	1	1	2	3	0	1	0	1	0	1	1	1	-	1	1	2	0	2	27	55	.329	22	0-10	Lost 11	
OKC	0	0	1	0	0	0	1	2	1	0	1	1	1	2	1	0	0	2	2	-	1	1	0	1	4	1	1	0	2	24	58	.293	25	4-6	Lost 3	

### PACIFIC DIVISION

PHO	1	1	2	2	2	3	2	2	2	4	2	2	4	1	1	1	3	3	2	3	2	2	-	3	2	4	1	1	3	2	64	18	.780	-	6-4	Lost 1
GS	1	1	2	1	2	2	1	1	2	-	3	1	3	1	2	1	2	2	1	3	1	1	2	3	4	2	1	3	1	53	29	.646	11	6-4	Won 5	
LAC	1	2	1	2	0	0	2	1	2	1	3	1	-	4	0	1	1	3	1	0	2	2	1	2	3	2	1	0	1	2	42	40	.512	22	6-4	Won 5
LAL	1	1	1	1	0	2	1	1	2	1	3	1	0	-	1	1	0	1	0	1	2	2	0	0	2	2	2	1	2	33	49	.402	31	2-8	Won 2	
SAC	0	0	1	1	1	0	1	0	1	0	3	1	2	0	1	0	1	2	0	3	2	0	2	2	-	2	0	1	2	30	52	.366	34	5-5	Won 1	

## 2021-22 TEAM STATISTICS - OFFENSE

TEAM	G	FIELD GOALS			3-PT F.G.'S			FREE THROWS			REBOUNDS			MISCELLANEOUS							SCORING	
		MADE	ATT.	PCT.	MADE	ATT.	PCT.	MADE	ATT.	PCT.	OFF.	DEF.	TOT.	AST	PF	DQ	STL	TO	BLK	PTS	AVG.	
Minn.	82	3411	7458	.457	1211	3386	.358	1474	1894	.778	921	2700	3621	2106	1786	23	721	1175	460	9507	115.9	
Mem.	82	3571	7739	.461	945	2679	.353	1393	1898	.734	1159	2873	4032	2131	1620	7	800	1082	534	9480	115.6	
Milw.	82	3429	7331	.468	1153	3151	.366	1459	1881	.776	841	2990	3831	1960	1494	6	622	1100	326	9470	115.5	
Cha.	82	3508	7497	.468	1143	3130	.365	1298	1753	.740	888	2767	3655	2302	1629	13	707	1087	402	9457	115.3	
Phoe.	82	3581	7389	.485	951	2616	.364	1303	1635	.797	801	2913	3714	2244	1633	13	702	1060	359	9416	114.8	
Atl.	82	3401	7241	.470	1056	2821	.374	1485	1829	.812	823	2783	3606	2017	1534	7	587	972	348	9343	113.9	
Utah	82	3327	7067	.471	1192	3308	.360	1470	1916	.767	884	2917	3801	1836	1547	2	587	1149	403	9316	113.6	
S.A.	82	3546	7601	.467	925	2626	.352	1262	1673	.754	901	2815	3716	2289	1483	6	626	1043	403	9279	113.2	
Bkn.	82	3442	7251	.475	940	2602	.361	1434	1781	.805	844	2796	3640	2071	1670	11	582	1153	448	9258	112.9	
Den.	82	3416	7079	.483	1039	2944	.353	1372	1725	.795	752	2865	3617	2279	1639	4	592	1189	305	9243	112.7	
LA-L	82	3415	7280	.469	982	2826	.347	1380	1884	.732	782	2826	3608	1967	1654	5	626	1190	425	9192	112.1	
Bos.	82	3341	7167	.466	1085	3044	.356	1397	1713	.816	863	2914	3777	2036	1521	3	591	1117	478	9164	111.8	
Chi.	82	3422	7127	.480	872	2364	.369	1436	1766	.813	711	2760	3471	1958	1540	10	585	1053	336	9152	111.6	
Ind.	82	3398	7338	.463	997	2899	.344	1347	1754	.768	925	2671	3596	2081	1675	12	582	1183	457	9140	111.5	
G.S.	82	3323	7087	.469	1176	3231	.364	1280	1665	.769	800	2930	3730	2223	1723	9	719	1221	372	9102	111.0	
Sac.	82	3321	7223	.460	937	2722	.344	1466	1908	.768	784	2737	3521	1943	1552	6	588	1156	369	9045	110.3	
Miami	82	3246	6954	.467	1114	2936	.379	1416	1753	.808	807	2778	3585	2090	1679	10	606	1194	265	9022	110.0	
Phil.	82	3230	6932	.466	950	2608	.364	1605	1955	.821	700	2770	3470	1945	1590	8	633	1027	435	9015	109.9	
Hou.	82	3229	7083	.456	1105	3170	.349	1434	2010	.713	786	2660	3446	1932	1692	10	600	1351	382	8997	109.7	
Tor.	82	3332	7489	.445	979	2808	.349	1327	1749	.759	1095	2622	3717	1809	1607	11	738	1021	376	8970	109.4	
N.O.	82	3294	7212	.457	873	2629	.332	1501	1903	.789	981	2726	3707	2047	1612	12	680	1153	328	8962	109.3	
Wash.	82	3327	7056	.472	860	2512	.342	1393	1778	.783	737	2798	3535	2052	1545	3	522	1077	406	8907	108.6	
LA-C	82	3285	7170	.458	1047	2802	.374	1273	1606	.793	747	2860	3607	1969	1528	4	608	1126	406	8890	108.4	
Dall.	82	3222	6982	.461	1073	3063	.350	1341	1739	.771	759	2769	3528	1918	1612	6	552	1025	325	8858	108.0	
CLEV.	82	3255	6940	.469	953	2686	.355	1376	1810	.760	837	2768	3623	2064	1433	7	580	1181	343	8839	107.8	
N.Y.	82	3088	7069	.437	1082	3029	.357	1473	1980	.744	941	2841	3782	1793	1672	13	570	1087	398	8731	106.5	
Port.	82	3161	7144	.442	1043	3017	.346	1346	1771	.760	854	2661	3515	1880	1728	9	657	1187	366	8711	106.2	
Det.	82	3129	7267	.431	925	2838	.326	1413	1806	.782	900	2625	3525	1924	1799	15	630	1163	393	8596	104.8	
Orl.	82	3139	7240	.434	999	3022	.331	1270	1614	.787	746	2885	3631	1947	1612	12	555	1188	367	8547	104.2	
OKC.	82	3141	7310	.430	991	3066	.323	1233	1632	.756	854	2887	3741	1822	1497	8	622	1145	380	8506	103.7	

## 2021-22 TEAM STATISTICS - DEFENSE

TEAM	MADE	FIELD GOALS			3-PT F.G.'S			FREE THROWS			REBOUNDS			MISCELLANEOUS							SCORING	
		ATT.	PCT.	MADE	ATT.	PCT.	MADE	ATT.	PCT.	OFF.	DEF.	TOT.	AST	PF	DQ	STL	TO	BLK	PTS	AVG.	DIFF.	
Bos.	3137	7221	.434	969	2860	.339	1324	1692	.783	859	2727	3586	1773	1592	14	617	1133	377	8567	104.5	+7.3	
Dall.	3198	7001	.457	895	2635	.340	1296	1689	.767	780	2799	3579	1925	1645	7	575	1073	300	8587	104.7	+3.3	
G.S.	3111	7098	.438	1000	2948	.339	1426	1880	.759	792	2705	3497	1875	1474	3	649	1189	317	8648	105.5	+5.5	
Miami	3078	6886	.447	1064	3138	.339	1437	1845	.779	783	2634	3417	1908	1686	13	608	1228	330	8657	105.6	+4.5	
CLEV.	3236	7152	.452	960	2721	.353	1233	1592	.774	858	2657	3515	1978	1638	10	691	1101	380	8665	105.7	+2.1	
N.Y.	3154	7050	.447	1038	3032	.342	1395	1826	.764	766	2812	3578	1982	1671	11	572	1039	379	8741	106.6	-0.1	
Tor.	3197	6919	.462	1014	2861	.354	1374	1742	.789	847	2764	3611	2076	1563	6	549	1298	416	8782	107.1	+2.3	
Phil.	3253	7097	.458	931	2692	.346	1364	1773	.769	838	2784	3622	1932	1594	9	542	1087	379	8801	107.3	+2.6	
Phoe.	3216	7243	.444	953	2805	.340	1416	1861	.761	863	2783	3646	1875	1553	6	614	1206	326	8801	107.3	+7.5	
Utah	3314	7319	.453	994	2837	.350	1199	1581	.758	809	2599	3408	1916	1664	11	636	981	352	8821	107.6	+6.0	
LA-C	3343	7432	.450	958	2780	.345	1244	1606	.775	984	2881	3865	1975	1515	7	631	1113	339	8888	108.4	+0.0	
Mem.	3305	7269	.455	987	2828	.349	1417	1837	.771	821	2706	3527	2047	1625	16	588	1235	496	9014	109.9	+5.7	
N.O.	3301	7009	.471	1064	2913	.365	1377	1753	.786	759	2666	3425	2039	1681	9	605	1164	391	9043	110.3	-1.0	
Den.	3367	7168	.470	971	2806	.346	1349	1783	.757	795	2680	3475	2082	1632	6	649	1051	392	9054	110.4	+2.3	
OKC.	3398	7421	.458	1118	3171	.353	1256	1629	.771	906	3060	3966	2142	1463	8	695	1086	490	9070	111.8	-8.1	
Wash.	3384	7287	.464	941	2607	.361	1475	1828	.807	840	2786	3626	1941	1634	8	598	972	344	9184	112.0	-3.4	
Chi.	3397	7170	.474	960	2620	.366	1430	1799	.795	764	2777	3541	2049	1489	7	584	1071	410	9184	112.0	-0.4	
Bkn.	3340	7395	.452	1026	2974	.345	1488	1888	.788	926	2690	3616	1954	1616	3	650	1088	403	9194	112.1	+0.8	
Milw.	3391	7431	.456	1186	3328	.356	1227	1634	.751	812	2804	3616	2122	1612	6	606	1069	357	9195	112.1	+3.4	
Orl.	3346	7300	.458	1082	2979	.363	1429	1851	.772	852	3014	3866	2034	1501	10	655	1079	428	9203	112.2	-8.0	
Atl.	3435	7294	.471	1051	2888	.364	1294	1634	.792	838	2758	3596	2085	1668	12	576	1046	367	9215	112.4	+1.6	
Det.	3373	7051	.473	966	2668	.362	1597	2056	.777	847	2946	3793	2061	1625	4	606	1197	427	9229	112.5	-7.7	
S.A.	3482	7475	.466	992	2756	.360	1313	1711	.767	933	2902	3835	1970	1553	5	601	1131	403	9269	113.0	+0.1	
Minn.	3298	7163	.460	1071	3062	.350	1624	2081	.780	904	2858	3762	2149	1715	15	593	1339	397	9291	113.3	+2.6	
Cha.	3444	7388	.466	1148	3170	.362	1385	1815	.763	931	2920	3851	2169	1609	8	617	1229	377	9421	114.9	+0.4	
Ind.	3485	7212	.483	985	2645	.372	1470	1845	.797	833	2702	3535	2058	1575	3	664	1087	401	9425	114.9	-3.5	
Port.	3373	7045	.479	1129	3046	.371	1564	2014	.777	800	2868	3668	2184	1589	8	672	1150	409	9439	115.1	-8.9	
LA-L	3491	7424	.470	1032	2935	.352	1428	1911	.747	902	2921	3823	2154	1647	11	683	1152	339	9442	115.1	-3.0	
Sac.	3561	7429	.479	1065	2864	.372	1306	1682	.776	866	2891	3757	2077	1665	16	668	1106	395	9493	115.8	-5.5	
Hou.	3562	7374	.483	1048	2966	.353	1520	1943	.782	915	2831	3746	2103	1812	13	776	1155	474	9692	118.2	-8.5	
AVG's	3331	7122	.461	1020	2885	.354	1389	1793	.775	847	2798	3645	2021	1610	9	626	1129	387	9071	110.6	---	
	99930				86535		41657				83925		60635		265		33855		272115			
		216723		30598				53781		25423		109348		48306		18770		11595				

## 2021-22 TEAM STATISTICS (PER GAME)

		FIELD GOALS			3-PT. F.G.'S			FREE THROWS			---REBOUNDS---			-----MISCELLANEOUS-----						
TEAM	G	MADE	ATT	PCT	MADE	ATT	PCT	MADE	ATT	PCT	OFF	DEF	TOT	AST	PF	DQ	STL	TO	BLK	PTS
Atl.	82	41.48	88.30	.470	12.88	34.40	.374	18.11	22.30	.812	10.04	33.94	43.98	24.60	18.71	0.09	7.16	11.85	4.24	113.9
Bos.	82	40.74	87.40	.466	13.23	37.12	.356	17.04	20.89	.816	10.52	35.54	46.06	24.83	18.55	0.04	7.21	13.62	5.83	111.8
Bkn.	82	41.98	88.43	.475	11.46	31.73	.361	17.49	21.72	.805	10.29	34.10	44.39	25.26	20.37	0.13	7.10	14.06	5.46	112.9
Cha.	82	42.78	91.43	.468	13.94	38.17	.365	15.83	21.38	.740	10.83	33.74	44.57	28.07	19.87	0.16	8.62	13.26	4.90	115.3
Chi.	82	41.73	86.91	.480	10.63	28.83	.369	17.51	21.54	.813	8.67	33.66	42.33	23.88	18.78	0.12	7.13	12.84	4.10	111.6
CLEV.	82	39.70	84.63	.469	11.62	32.76	.355	16.78	22.07	.760	10.21	33.98	44.18	25.17	17.48	0.09	7.07	14.40	4.18	108.8
Dall.	82	39.29	85.15	.461	13.09	37.35	.350	16.35	21.21	.771	9.26	33.77	43.02	23.39	19.66	0.07	6.73	12.50	3.96	108.0
Den.	82	41.66	86.33	.483	12.67	35.90	.353	16.73	21.04	.795	9.17	34.94	44.11	27.79	19.99	0.05	7.22	14.50	3.72	112.7
Det.	82	38.16	88.62	.431	11.28	34.61	.326	17.23	22.02	.782	10.98	32.01	42.99	23.46	21.94	0.18	7.68	14.18	4.79	104.8
G.S.	82	40.52	86.43	.469	14.34	39.40	.364	15.61	20.30	.769	9.76	35.73	45.49	27.11	21.01	0.11	8.77	14.89	4.54	111.0
Hou.	82	39.38	86.38	.456	13.48	38.66	.349	17.49	24.51	.713	9.59	32.44	42.02	23.56	20.63	0.12	7.32	16.48	4.66	109.7
Ind.	82	41.44	89.49	.463	12.16	35.35	.344	16.43	21.39	.768	11.28	32.57	43.85	25.38	20.43	0.15	7.10	14.43	5.57	111.5
LA-C	82	40.06	87.44	.458	12.77	34.17	.374	15.52	19.59	.793	9.11	34.88	43.99	24.01	18.63	0.05	7.41	13.73	4.95	108.4
LA-L	82	41.65	88.78	.469	11.98	34.46	.347	16.83	22.98	.732	9.54	34.46	44.00	23.99	20.17	0.06	7.63	14.51	5.18	112.1
Mem.	82	43.55	94.38	.461	11.52	32.67	.353	16.99	23.15	.734	14.13	35.04	49.17	25.99	19.76	0.09	9.76	13.20	6.51	115.6
Miami	82	39.59	84.80	.467	13.59	35.80	.379	17.27	21.38	.808	9.84	33.88	43.72	25.49	20.48	0.12	7.39	14.56	3.23	110.0
Milw.	82	41.82	89.40	.468	14.06	38.43	.366	17.79	22.94	.776	10.26	36.46	46.72	23.90	18.22	0.07	7.59	13.41	3.98	115.5
Minn.	82	41.60	90.95	.457	14.77	41.29	.358	17.98	23.10	.778	11.23	32.93	44.16	25.68	21.78	0.28	8.79	14.33	5.61	115.9
N.O.	82	40.17	87.95	.457	10.65	32.06	.332	18.30	23.21	.789	11.96	33.24	45.21	24.96	19.66	0.15	8.29	14.06	4.00	109.3
N.Y.	82	37.66	86.21	.437	13.20	36.94	.357	17.96	24.15	.744	11.48	34.65	46.12	21.87	20.39	0.16	6.95	13.26	4.85	106.5
OKC.	82	38.30	89.15	.430	12.09	37.39	.323	15.04	19.90	.756	10.41	35.21	45.62	22.22	18.26	0.10	7.59	13.96	4.63	103.7
Orl.	82	38.28	88.29	.434	12.18	36.85	.331	15.49	19.68	.787	9.10	35.18	44.28	23.74	19.66	0.15	6.77	14.49	4.48	104.2
Phil.	82	39.39	84.54	.466	11.59	31.80	.364	19.57	23.84	.821	8.54	33.78	42.32	23.72	19.39	0.10	7.72	12.52	5.30	109.9
Phoe.	82	43.67	90.11	.485	11.60	31.90	.364	15.89	19.94	.797	9.77	35.52	45.29	27.37	19.91	0.16	8.56	12.93	4.38	114.8
Port.	82	38.55	87.12	.442	12.72	36.79	.346	16.41	21.60	.760	10.41	32.45	42.87	22.93	21.07	0.11	8.01	14.48	4.46	106.2
Sac.	82	40.50	88.09	.460	11.43	33.20	.344	17.88	23.27	.768	9.56	33.38	42.94	23.70	18.93	0.07	7.17	14.10	4.50	113.0
S.A.	82	43.24	92.70	.467	11.28	32.02	.352	15.39	20.40	.754	10.99	34.33	45.32	27.91	18.09	0.07	7.63	12.72	4.91	113.2
Tor.	82	40.63	91.33	.445	11.94	34.24	.349	16.18	21.33	.759	13.35	31.98	45.33	22.06	19.60	0.13	9.00	12.45	4.59	109.4
Utah	82	40.57	86.18	.471	14.54	40.34	.360	17.93	23.37	.767	10.78	35.57	46.35	22.39	18.87	0.02	7.16	14.01	4.91	113.6
Wash.	82	40.57	86.05	.472	10.49	30.63	.342	16.99	21.68	.783	8.99	34.12	43.11	25.02	18.84	0.04	6.37	13.13	4.95	108.6

## 2021-22 OPPONENT STATISTICS (PER GAME)

		FIELD GOALS			3-PT. F.G.'S			FREE THROWS			---REBOUNDS---			-----MISCELLANEOUS-----						
TEAM	G	MADE	ATT	PCT	MADE	ATT	PCT	MADE	ATT	PCT	OFF	DEF	TOT	AST	PF	DQ	STL	TO	BLK	PTS
Atl.	82	41.89	88.95	.471	12.82	35.22	.364	15.78	19.93	.792	10.22	33.63	43.85	25.43	20.34	0.15	7.02	12.76	4.48	112.4
Bos.	82	38.26	88.06	.434	11.82	34.88	.339	16.15	20.63	.783	10.48	33.26	43.73	21.62	19.41	0.17	7.52	13.82	4.60	104.5
Bkn.	82	40.73	90.18	.452	12.51	36.27	.345	18.15	23.02	.788	11.29	32.80	44.10	23.83	19.71	0.04	7.93	13.27	4.91	112.1
Cha.	82	42.00	90.10	.466	14.00	38.66	.362	16.89	22.13	.763	11.35	35.61	46.96	26.45	19.62	0.10	7.52	14.99	4.60	114.9
Chi.	82	41.43	87.44	.474	11.71	31.95	.366	17.44	21.94	.795	9.32	33.87	43.18	24.99	18.16	0.09	7.12	13.06	5.00	112.0
CLEV.	82	39.46	87.22	.452	11.71	33.18	.353	15.04	19.41	.774	10.46	32.40	42.87	24.12	19.98	0.12	8.43	13.43	4.63	105.7
Dall.	82	39.00	85.38	.457	10.91	32.13	.340	15.80	20.60	.767	9.51	34.13	43.65	23.48	20.06	0.09	7.01	13.09	3.66	104.7
Den.	82	41.06	87.41	.470	11.84	34.22	.346	16.45	21.74	.757	9.70	32.68	42.38	25.39	19.90	0.07	7.91	12.82	4.78	110.4
Det.	82	40.65	85.99	.473	11.78	32.54	.362	19.48	25.07	.777	10.33	35.93	46.26	25.13	19.82	0.05	7.39	14.60	5.21	112.5
G.S.	82	37.94	86.56	.438	12.20	35.95	.339	17.39	22.93	.759	9.66	32.99	42.65	22.87	17.98	0.04	7.91	14.50	3.87	105.5
Hou.	82	43.44	89.93	.483	12.78	36.17	.353	18.54	23.70	.782	11.16	34.52	45.68	25.65	22.10	0.16	9.46	14.09	5.78	118.2
Ind.	82	42.50	87.95	.483	12.01	32.26	.372	17.93	22.50	.797	10.16	32.95	43.11	25.10	19.21	0.04	8.10	13.26	4.89	114.9
LA-C	82	40.77	90.63	.450	11.68	33.90	.345	15.17	19.59	.775	12.00	35.13	47.13	24.09	18.48	0.09	7.70	13.57	4.13	108.4
LA-L	82	42.57	90.54	.470	12.59	35.79	.352	17.41	23.30	.747	11.00	35.62	46.62	26.27	20.09	0.13	8.33	14.05	4.13	115.1
Mem.	82	40.30	88.65	.455	12.04	34.98	.349	17.28	22.40	.771	10.01	33.00	43.01	24.96	19.82	0.20	7.17	15.06	6.05	109.9
Miami	82	37.54	83.98	.447	12.98	38.27	.339	17.52	22.50	.779	9.55	32.12	41.67	23.27	20.56	0.16	7.41	14.98	4.02	105.6
Milw.	82	41.35	90.62	.456	14.46	40.59	.356	14.96	19.93	.751	9.90	34.20	44.10	25.88	19.66	0.07	7.39	13.04	4.35	112.1
Minn.	82	40.22	87.35	.460	13.06	37.34	.350	19.80	25.38	.780	11.00	34.85	45.88	26.21	20.91	0.18	7.23	16.33	4.84	113.3
N.O.	82	40.26	85.48	.471	12.98	35.52	.365	16.79	21.38	.786	9.26	32.51	41.77	24.87	20.50	0.11	7.38	14.20	4.77	110.3
N.Y.	82	38.46	85.98	.447	12.66	36.98	.342	17.01	22.27	.764	9.34	34.29	43.63	24.17	20.38	0.13	6.98	12.67	4.62	106.6
OKC.	82	41.44	90.50	.458	13.63	38.67	.353	15.32	19.87	.771	11.05	37.32	48.37	26.12	17.84	0.10	8.48	13.24	5.98	111.8
Orl.	82	40.80	89.02	.458	13.20	36.33	.363	17.43	22.57	.772	10.39	36.76	47.15	24.80	18.30	0.12	7.99	13.16	5.22	112.2
Phil.	82	39.67	86.55	.458	11.35	32.83	.346	16.63	21.62	.769	10.22	33.95	44.17	23.56	19.44	0.11	6.61	13.26	4.62	107.3
Phoe.	82	39.22	88.33	.444	11.62	34.21	.340	17.27	22.70	.761	10.52	33.94	44.46	22.87	18.94	0.07	7.49	14.71	3.98	107.3
Port.	82	41.13	85.91	.479	13.77	37.15	.371	19.07	24.56	.777	9.76	34.98	44.73	26.63	19.38	0.10	8.20	14.02	4.99	115.1
Sac.	82	43.43	90.60	.479	12.99	34.93	.372	15.93	20.51	.776	10.56	35.26	45.82	25.33	20.30	0.20	8.15	13.49	4.82	115.8
S.A.	82	42.46	91.16	.466	12.10	33.61	.360	16.01	20.87	.767	11.38	35.39	46.77	24.02	18.94	0.06	7.33	13.79	4.91	113.0
Tor.	82	38.99	84.38	.462	12.37	34.89	.354	16.76	21.24	.789	10.33	33.71	44.04	25.32	19.06	0.07	6.70	15.83	5.07	107.1
Utah	82	40.41	89.26	.453	12.12	34.60	.350	14.62	19.28	.758	9.87	31.70	41.56	23.37	20.29	0.13	7.76	11.96	4.29	107.6
Wash.	82	41.27	88.87	.464	11.48	31.79	.361	17.99	22.29	.807	10.24	33.98	44.22	23.67	19.93	0.10	7.29	11.85	4.20	112.0
ONE TEAM		40.62	88.10	.461	12.44	35.18	.354	16.93	21.86	.775	10.33	34.12	44.45	24.65	19.64	0.11	7.63	13.76	4.71	110.6
BOTH TEAMS		41.24	176.20	.461	24.88	70.35	.354	33.87	43.72	.775	20.67	68.23	88.90	49.30	39.27	0.22	15.26	27.92	9.43	221.2



## TEAM STATISTICS, RANK WITHIN LEAGUE

---	ATL	BOS	BKN	CHA	CHI	CLE	DAL	DEN	DET	GS	HOU	IND	LAC	LAL	MEM	MIA	MIL	MIN	NO	NY	OKC	ORL	PHI	PHO	SAC	SA	TOR	UTA	WAS	
Points/game	6	12	9	4	13	25	24	10	28	15	19	14	23	11	2	17	3	1	21	26	30	29	18	5	27	16	8	20	7	22
FG pct.	7	15	4	11	3	9	18	2	29	10	24	17	21	8	19	13	12	22	23	27	30	28	16	1	26	20	14	25	6	5
FT pct.	4	2	6	27	3	21	16	8	13	17	30	19	9	29	28	5	15	14	10	26	24	11	1	7	22	18	25	23	20	12
3-pt FG pct.	2	14	10	6	4	15	19	16	29	8	21	25	3	22	17	1	5	12	27	13	30	28	7	9	23	24	18	20	11	26
Off. Reb./gm	17	11	14	9	29	16	24	25	8	20	21	5	26	23	1	18	15	6	3	4	12	27	30	19	12	22	7	2	10	28
Def. Reb./gm	17	4	15	21	22	16	20	9	29	2	28	26	10	12	8	18	1	25	24	11	6	7	19	5	27	23	13	30	3	14
Rebounds/game	20	5	13	12	28	15	24	27	29	7	30	21	19	18	1	22	2	16	11	4	6	14	29	10	27	26	9	8	3	23
Assists/game	15	14	10	1	19	11	25	3	24	5	23	9	16	17	6	8	18	7	13	30	28	20	21	4	26	22	2	29	27	12
Steals/game	21	19	24	5	23	26	29	18	10	4	17	24	15	11	1	16	13	3	7	27	13	28	9	6	8	20	11	2	21	30
Turnovers/gm	1	13	17	10	6	22	3	26	20	29	30	23	14	27	9	28	12	21	17	10	15	25	4	7	24	19	5	2	16	8
Blocks/gm	23	2	5	12	25	24	28	29	14	18	15	4	8	7	1	30	27	3	26	13	16	20	6	22	21	19	10	17	10	8
Pers.Fouls/gm	7	5	22	18	8	1	14	20	30	27	26	24	6	21	17	25	3	29	14	23	4	14	12	19	28	11	2	13	10	9
DQ/game	11	2	21	26	18	11	7	4	29	16	18	23	4	6	11	18	7	30	23	26	14	23	14	26	16	7	7	21	1	2

## OPPONENT STATISTICS, RANK WITHIN LEAGUE

---	ATL	BOS	BKN	CHA	CHI	CLE	DAL	DEN	DET	GS	HOU	IND	LAC	LAL	MEM	MIA	MIL	MIN	NO	NY	OKC	ORL	PHI	PHO	POR	SAC	SA	TOR	UTA	WAS	
Points/game	21	1	18	25	16	5	2	14	22	3	30	26	11	28	12	4	19	24	13	6	15	20	8	8	27	29	23	7	10	16	
FG pct.	23	1	7	20	26	8	12	21	25	2	29	30	6	22	10	4	11	16	24	5	13	14	15	3	27	28	19	17	9	18	
FT pct.	27	23	25	7	28	15	9	3	19	5	22	29	16	1	13	20	2	21	24	8	12	14	11	6	18	17	10	26	4	30	
3-pt FG pct.	25	1	8	23	27	16	4	10	22	3	17	30	7	14	11	2	19	12	26	6	15	24	9	5	28	29	18	13	21	2	
Off. Reb./gm	13	20	27	28	2	19	4	7	16	6	26	12	30	23	11	5	10	24	1	3	25	18	13	21	8	22	29	16	9	15	
Def. Reb./gm	11	10	6	26	13	3	17	5	28	8	20	7	23	27	9	2	18	21	4	19	30	29	15	14	22	24	25	12	1	16	
Rebounds/game	13	12	15	27	9	6	11	4	24	5	21	8	28	25	7	2	15	23	3	10	30	29	17	19	20	22	26	14	1	18	
Assists/game	23	1	9	29	17	12	6	22	19	21	24	18	11	28	16	4	25	27	15	13	26	14	7	21	30	21	10	20	5	8	
Steals/game	5	16	22	16	6	28	4	20	12	20	30	24	18	27	7	14	12	8	1	9	28	21	22	19	6	12	16	14	2	29	30
Turnovers/gm	27	13	18	4	24	17	23	26	7	8	10	19	15	11	3	5	25	1	9	28	21	22	19	6	12	16	14	2	29	30	
Blocks/gm	10	11	21	11	24	15	1	17	26	2	28	20	5	5	30	4	9	19	16	13	29	27	13	3	23	18	21	25	8	7	
Pers.Fouls/gm	6	20	16	18	28	11	10	13	14	29	1	22	26	9	14	3	17	2	4	5	30	27	19	24	21	7	24	23	8	12	
DQ/game	7	4	28	15	19	11	19	22	27	28	5	28	19	8	11	5	22	3	13	8	15	11	13	22	15	1	26	22	8	15	

## COMBINATION TEAM/OPPONENT STATISTICS, RANK WITHIN LEAGUE

---	ATL	BOS	BKN	CHA	CHI	CLE	DAL	DEN	DET	GS	HOU	IND	LAC	LAL	MEM	MIA	MIL	MIN	NO	NY	OKC	ORL	PHI	PHO	SAC	SA	TOR	UTA	WAS	
Pts./game/diff.	14	2	15	16	20	13	8	11	26	5	29	24	18	22	4	6	7	9	21	19	28	27	10	1	30	25	17	12	3	23
Off. Reb. Pct.	16	8	10	14	28	9	24	20	13	18	22	4	27	25	1	12	15	7	3	6	21	30	29	17	19	23	11	2	5	16
Def. Reb. Pct.	16	11	25	28	4	18	8	6	23	2	29	19	30	22	10	9	3	27	7	1	20	12	17	13	15	21	26	24	5	24
Total Reb. Pct.	13	10	19	22	21	11	16	12	18	8	29	6	30	27	1	9	7	17	2	4	23	26	28	15	14	25	20	3	5	24

## 2021-22 NBA INDIVIDUAL LEAGUE LEADERS

SCORING AVERAGE	G	FG	FT	PTS	AVG	REBOUNDS PER GAME	G	OFF	DEF	TOT	AVG	ASSISTS PER GAME	G	AST	AVG
Embiid, Phi.	68	666	654	2079	30.6	Goert, Utah	66	241	727	968	14.7	Paul, Pho.	65	702	10.8
G. Antetokounmpo, Mil.	67	689	553	2002	29.9	Jokic, Den.	74	206	813	1019	13.8	Harden, Bkn.-Phi.	65	667	10.3
Donic, Dal.	65	641	364	1847	28.4	Sabonis, Ind.-Sac.	62	201	551	752	12.1	Young, Atl.	76	737	9.7
Young, Atl.	76	711	500	2155	28.4	Capela, Atl.	74	279	598	877	11.9	Murray, S.A.	68	627	9.2
DeRozan, Chi.	76	774	520	2118	27.9	Embiid, Phi.	68	146	650	796	11.7	Donic, Dal.	65	568	8.7
Jokic, Den.	74	764	379	2004	27.1	G. Antetokounmpo, Mil.	134	644	778	11.6	GARLAND, CLE.	68	583	8.6	
Tatum, Bos.	76	708	400	2046	26.9	Valanciunas, N.O.	74	226	617	843	11.4	Haliburton, Sac.-Ind.	77	628	8.2
Booker, Pho.	68	662	315	1822	26.8	Vucevic, Chi.	73	142	662	804	11.0	Jokic, Den.	74	584	7.9
Mitchell, Utah	67	617	267	1733	25.9	Carter, Orl.	62	139	509	648	10.5	Ball, Cha.	75	571	7.6
Curry, G.S.	64	535	275	1630	25.5	Ayton, Pho.	58	149	444	593	10.2	Lowry, Mia.	63	474	7.5
Towns, Min.	74	642	384	1818	24.6	Wood, Hou.	68	110	576	686	10.1	Russell, Min.	65	460	7.1
LaVine, Chi.	67	565	320	1635	24.4	Adams, Mem.	76	349	411	760	10.0	Westbrook, LA-L	78	550	7.1
Brown, Bos.	66	576	241	1559	23.6	Randle, N.Y.	72	125	591	716	9.9	Holiday, Mil.	67	457	6.8
Fox, Sac.	59	516	261	1367	23.2	Towns, Min.	74	194	533	727	9.8	VanVleet, Tor.	65	434	6.7
Siakam, Tor.	68	596	284	1551	22.8	R. Williams, Bos.	61	238	350	588	9.6	Curry, G.S.	64	404	6.3
McCollum, Por.-N.O.	62	536	116	1370	22.1	Poeltl, S.A.	68	262	372	634	9.3	Porter, Hou.	61	376	6.2
Harden, Bkn.-Phi.	65	407	470	1432	22.0	Drummond, Phi.-Bkn.	73	229	451	680	9.3	Smart, Bos.	71	417	5.9
GARLAND, CLE.	68	542	215	1473	21.7	Portis, Mil.	72	180	477	657	9.1	G. Antetokounmpo, Mil.	67	388	5.8
Edwards, Min.	72	549	220	1533	21.3	Donic, Dal.	65	56	537	593	9.1	Anthony, Orl.	65	369	5.7
Murray, S.A.	68	573	196	1438	21.1	Stewart, Det.	71	226	391	617	8.7	Fox, Sac.	59	330	5.6
Herron, Mia.	66	501	190	1367	20.7	Robinson, N.Y.	72	295	322	617	8.6	Cunningham, Det.	64	356	5.6
VanVleet, Tor.	65	442	194	1320	20.3	Siakam, Tor.	68	128	452	580	8.5	Middleton, Mil.	66	358	5.4
Bridges, Cha.	80	596	267	1613	20.2	Kuzma, Was.	66	70	491	561	8.5	Conley, Utah	72	385	5.3
Ball, Cha.	75	538	212	1508	20.1	Zubac, LA-C	76	217	427	644	8.5	Mitchell, Utah	67	358	5.3
Randle, N.Y.	72	512	303	1447	20.1	Vanderbilt, Min.	74	215	409	624	8.4	Siakam, Tor.	68	360	5.3
Middleton, Mil.	66	452	259	1325	20.1	Murray, S.A.	68	80	483	563	8.3	Sabonis, Ind.-Sac.	62	323	5.2
Barrett, N.Y.	70	487	290	1402	20.0	MOBLEY, CLE.	69	143	427	570	8.3	Dinwiddie, Was.-Dal.	67	346	5.2
Rozier, Cha.	73	518	150	1408	19.9	Bamba, Orl.	71	148	424	572	8.1	Randle, N.Y.	72	370	5.1
Sabonis, Ind.-Sac.	62	443	246	1171	18.9	Tatum, Bos.	76	85	524	609	8.0	McCollum, Por.-N.O.	62	315	5.1
Poole, G.S.	76	474	246	1405	18.5	Plumlee, Cha.	73	176	389	565	7.7	DeRozan, Chi.	76	374	4.9
Westbrook, LA-L	78	548	266	1441	18.5	Harden, Bkn.-Phi.	65	55	445	500	7.7	White, S.A.-Bos.	75	366	4.9
Trent, Tor.	70	450	174	1283	18.3	Horford, Bos.	69	108	422	530	7.7	Payne, Pho.	58	282	4.9
Holiday, Mil.	67	478	137	1225	18.3	Whiteside, Utah	65	166	328	494	7.6	Booker, Pho.	68	329	4.8
Bane, Mem.	76	508	140	1384	18.2	Barnes, Tor.	74	195	362	557	7.5	Jackson, LA-C	75	359	4.8
Russell, Min.	65	401	198	1176	18.1	Westbrook, LA-L	78	110	470	580	7.4	Brunson, Dal.	79	377	4.8
Bogdanovic, Utah	69	422	223	1248	18.1	Looney, G.S.	82	208	388	596	7.3	Schroder, Bos.-Hou.	64	296	4.6
Wood, Hou.	68	440	207	1218	17.9	LOVE, Chi.	74	87	449	536	7.2	Beverly, Min.	58	268	4.6
Valanciunas, N.O.	74	510	237	1314	17.8	Bridges, Cha.	80	90	469	559	7.0	LaVine, Chi.	67	303	4.5
Vucevic, Chi.	73	546	92	1288	17.6	Harris, Phi.	73	77	419	496	6.8	Rozier, Cha.	73	326	4.5
Maxey, Phi.	75	483	213	1311	17.5	McGee, Pho.	74	163	333	496	6.7	Morris, Den.	73	333	4.4

## 2021-22 NBA INDIVIDUAL LEAGUE LEADERS, CONT.

FIELD GOAL PCT.	FG	FGA	PCT	3-PT FIELD GOAL PCT.	3FG	3GA	PCT	FREE THROW PCT.	FT	FTA	PCT
Gobert, Utah	362	508	.713	Kennard, LA-C	190	423	.449	Poole, G.S.	246	266	.925
ALLEN, CLE.	369	545	.677	Bane, Mem.	228	523	.436	Curry, G.S.	275	298	.923
Harrell, Was.-Cha.	358	555	.645	Maxey, Phi.	132	309	.427	Durant, Bkn.	372	409	.910
Ayton, Pho.	442	697	.634	Johnson, Pho.	166	391	.425	Young, Atl.	500	553	.904
Zubac, LA-C	310	495	.626	Ball, Chi.	110	260	.423	Gallinari, Atl.	141	156	.904
Poeltl, S.A.	410	663	.618	Curry, Phi.-Bkn.	158	374	.422	Bane, Mem.	140	155	.903
Capela, Atl.	370	604	.613	McDermott, S.A.	108	256	.422	GARLAND, CLE.	215	241	.892
Jokic, Den.	764	1311	.583	Powell, Por.-LA-C	106	253	.419	Middleton, Mil.	259	291	.890
Sabonis, Ind.-Sac.	443	773	.573	Irving, Bkn.	100	239	.418	Caldwell-Pope, Was.	137	154	.890
Adebayo, Mia.	406	729	.557	Richardson, Bos.-S.A	102	246	.415	Quickley, N.Y.	177	201	.881
G. Antetokounmpo, Mi	689	1245	.553	Haliburton, Sac.-Ind	161	389	.414	Lillard, Por.	159	181	.878
Valanciunas, N.O.	510	938	.544	Forbes, S.A.-Den.	122	295	.414	DeRozan, Chi.	520	593	.877
Nurkic, Por.	321	600	.535	Pritchard, Bos.	101	245	.412	Harden, Bkn.-Phi.	470	536	.877
Bridges, Pho.	458	858	.534	Gordon, Hou.	124	301	.412	VanVleet, Tor.	194	222	.874
Davis, LA-L	370	695	.532	Holiday, Mil.	132	321	.411	Ball, Cha.	212	243	.872
Towns, Min.	642	1214	.529	G. Williams, Bos.	106	258	.411	Morris, LA-C	129	148	.872
Collins, Atl.	339	644	.526	Towns, Min.	150	366	.410	Butler, Mia.	396	455	.870
Carter, Orl.	359	684	.525	Strus, Mia.	181	442	.410	MARKKANEN, CLE.	138	159	.868
James, LA-L	640	1221	.524	Allen, Mil.	159	389	.409	Booker, Pho.	315	363	.868
Gordon, Den.	434	834	.520	Conley, Utah	169	414	.408	Herro, Mia.	190	219	.868
Durant, Bkn.	578	1115	.518	Simons, Por.	179	442	.405	Porzingis, Dal.-Was.	248	286	.867
MOBLEY, CLE.	422	830	.508	Burks, N.Y.	157	389	.404	Maxey, Phi.	213	246	.866
DeRozan, Chi.	774	1535	.504	Niang, Phi.	156	387	.403	White, S.A.-Bos.	203	235	.864
Brunson, Dal.	506	1008	.502	Batum, LA-C	108	270	.400	F. Wagner, Orl.	189	219	.863
Wood, Hou.	440	878	.501	Mills, Bkn.	227	568	.400	George, LA-C	127	148	.858
Holiday, Mil.	478	954	.501	Herro, Mia.	175	439	.399	Bogdanovic, Utah	223	260	.858
Embiid, Phi.	666	1334	.499	K. Johnson, S.A.	159	399	.398	Brogdon, Ind.	143	167	.856
Tate, Hou.	363	729	.498	Finney-Smith, Dal.	172	435	.395	Anthony, Orl.	216	253	.854
Siakam, Tor.	596	1207	.494	Morris, Den.	124	314	.395	LaVine, Chi.	320	375	.853
Paul, Pho.	363	736	.493	Connaughton, Mil.	146	370	.395	Schroder, Bos.-Hou.	157	184	.853
Morant, Mem.	580	1177	.493	Barnes, Sac.	142	360	.394	Mitchell, Utah	267	313	.853
Barnes, Tor.	459	932	.492	Portis, Mil.	133	338	.393	Trent, Tor.	174	204	.853
Bridges, Cha.	596	1214	.491	Wiggins, G.S.	157	399	.393	Tatum, Bos.	400	469	.853
Curry, Phi.-Bkn.	360	739	.487	LOVE, CLE.	187	477	.392	Rozier, Cha.	150	176	.852
Maxey, Phi.	483	995	.485	Monk, LA-L	173	442	.391	Lowry, Mia.	148	174	.851
Mann, LA-C	334	690	.484	Hayward, Cha.	86	220	.391	Jackson, LA-C	138	163	.847
Morris, Den.	374	773	.484	Bradley, LA-L	82	210	.390	Hayward, Cha.	126	149	.846
Harris, Phi.	493	1022	.482	Wood, Hou.	131	336	.390	Cunningham, Det.	142	168	.845
Butler, Mia.	398	829	.480	Caldwell-Pope, Was.	159	408	.390	Dort, OKC.	161	191	.843
Portis, Mil.	417	871	.479	LaVine, Chi.	185	475	.389	Haliburton, Sac.-Ind	160	190	.842

STEALS PER GAME	G	STL	AVG	BLOCKS PER GAME	G	BLK	AVG	MINUTES PER GAME	G	MIN	AVG
Murray, S.A.	68	138	2.03	Jackson, Mem.	78	177	2.27	Siakam, Tor.	68	2578	37.9
Paul, Pho.	65	121	1.86	R. Williams, Bos.	61	134	2.20	VanVleet, Tor.	65	2462	37.9
Trent, Tor.	70	122	1.74	Gobert, Utah	66	137	2.08	Harden, Bkn.-Phi.	65	2420	37.2
Thybulle, Phi.	66	115	1.74	Robinson, N.Y.	72	132	1.83	DeRozan, Chi.	76	2743	36.1
Haliburton, Sac.-Ind	77	134	1.74	Poeltl, S.A.	68	118	1.74	Tatum, Bos.	76	2731	35.9
VanVleet, Tor.	65	111	1.71	MOBLEY, CLE.	69	115	1.67	GARLAND, CLE.	68	2430	35.7
Smart, Bos.	71	119	1.68	Bamba, Orl.	71	118	1.66	Bridges, Cha.	80	2837	35.5
Jones, N.O.	78	130	1.67	Whiteside, Utah	65	103	1.58	Doncic, Dal.	65	2301	35.4
Holiday, Mil.	67	108	1.61	Embiid, Phi.	68	99	1.46	Barnes, Tor.	74	2617	35.4
Ball, Cha.	75	119	1.59	Gafford, Was.	72	99	1.38	Maxey, Phi.	75	2650	35.3
Mitchell, Utah	67	99	1.48	G. Antetokounmpo, Mil.	67	91	1.36	Randle, N.Y.	72	2544	35.3
Jokic, Den.	74	109	1.47	Horford, Bos.	69	92	1.33	Fox, Sac.	59	2084	35.3
Edwards, Min.	72	105	1.46	Covington, Por.-LA-C	71	91	1.28	Haliburton, Sac.-Ind.	77	2694	35.0
Covington, Por.-LA-C	71	103	1.45	Capela, Atl.	74	93	1.26	Trent, Tor.	70	2448	35.0
Crowder, Pho.	67	95	1.42	Hartenstein, LA-C	68	77	1.13	Young, Atl.	76	2652	34.9
Melton, Mem.	73	103	1.41	Towns, Min.	74	83	1.12	Harris, Phi.	73	2543	34.8
Okeke, Orl.	70	97	1.39	Stewart, Det.	71	78	1.10	Bridges, Pho.	82	2854	34.8
Payton, G.S.	71	96	1.35	McGee, Pho.	74	81	1.09	Murray, S.A.	68	2366	34.8
Vanderbilt, Min.	74	99	1.34	Thybulle, Phi.	66	71	1.08	LaVine, Chi.	67	2328	34.7
Conley, Utah	72	96	1.33	Clarke, Mem.	64	68	1.06	McCollum, Por.-N.O.	62	2145	34.6
Curry, G.S.	64	85	1.33	Bazley, OKC.	69	70	1.01	Curry, G.S.	64	2211	34.6
GARLAND, CLE.	68	89	1.31	Zubac, LA-C	76	77	1.01	Barrett, N.Y.	70	2417	34.5
Rozier, Cha.	73	93	1.27	Kleber, Dal.	59	58	0.98	Booker, Pho.	68	2345	34.5
Harden, Bkn.-Phi.	65	82	1.26	Vucevic, Chi.	73	71	0.97	Sabonis, Ind.-Sac.	62	2136	34.5
Siakam, Tor.	68	85	1.25	Wood, Hou.	68	65	0.96	Westbrook, LA-L	78	2678	34.3
Martin, Cha.	71	88	1.24	Sengun, Hou.	72	68	0.94	Edwards, Min.	72	2466	34.2
H. Diallo, Det.	58	71	1.22	Washington, Cha.	65	61	0.94	Lowry, Mia.	63	2133	33.9
Cunningham, Det.	64	78	1.22	Boucher, Tor.	80	75	0.94	Mitchell, Utah	67	2266	33.8
Bane, Mem.	76	92	1.21	Drummond, Phi.-Bkn.	73	68	0.93	MOBLEY, CLE.	69	2331	33.8
Wright, Atl.	77	93	1.21	Reid, Min.	77	71	0.92	Embiid, Phi.	68	2297	33.8
Hayes, Det.	66	78	1.18	Beverley, Min.	58	52	0.90	Rozier, Cha.	73	2458	33.7
Bridges, Pho.	82	96	1.17	Kuzma, Was.	66	57	0.86	Brown, Bos.	66	2220	33.6
Beverley, Min.	58	67	1.16	Jokic, Den.	74	63	0.85	Barnes, Sac.	77	2580	33.5
Doncic, Dal.	65	75	1.15	Bridges, Cha.	80	67	0.84	Jokic, Den.	74	2476	33.5
Fox, Sac.	59	68	1.15	Valanciunas, N.O.	74	60	0.81	Towns, Min.	74	2476	33.5
Middleton, Mil.	66	76	1.15	Adams, Mem.	76	60	0.79	Kuzma, Was.	66	2204	33.4
Booker, Pho.	68	77	1.13	Hayes, N.O.	70	55	0.79	Curry, Phi.-Bkn.	64	2134	33.3
Embiid, Phi.	68	77	1.13	White, S.A.-Bos.	75	58	0.77	Vucevic, Chi.	73	2418	33.1
Porter, Hou.	61	69	1.13	McDaniels, Min.	70	54	0.77	Finney-Smith, Dal.	80	2644	33.0
McCollum, Por.-N.O.	62	70	1.13	Jones, N.O.	78	60	0.77	Bey, Det.	82	2704	33.0

## 2021-22 NBA ROOKIE INDIVIDUAL LEAGUE LEADERS

SCORING AVERAGE	G	FG	FT	PTS	AVG	REBOUNDS PER GAME	G	OFF	DEF	TOT	AVG	ASSISTS PER GAME	G	AST	AVG
Cunningham, Det.	64	429	142	1114	17.4	MOBLEY, CLE.	69	143	427	570	8.3	Giddey, OKC.	54	345	6.4
Green, Hou.	67	406	188	1157	17.3	Giddey, OKC.	54	98	323	421	7.8	Cunningham, Det.	64	356	5.6
Barnes, Tor.	74	459	158	1134	15.3	Barnes, Tor.	74	195	362	557	7.5	Suggs, OrL.	48	209	4.4
F. Wagner, OrL.	79	456	189	1197	15.2	Robinson-Earl, OKC.	49	75	199	274	5.6	Mitchell, Sac.	75	313	4.2
MOBLEY, CLE.	69	422	167	1034	15.0	Cunningham, Det.	64	58	296	354	5.5	Barnes, Tor.	74	256	3.5
Duarte, Ind.	55	268	90	720	13.1	Sengun, Hou.	72	138	255	393	5.5	Dosunmu, Chi.	77	256	3.3
Giddey, OKC.	54	281	56	674	12.5	Yurtseven, Mia.	56	85	209	294	5.3	F. Wagner, OrL.	79	231	2.9
Suggs, OrL.	48	198	126	564	11.8	Taylor, Ind.	33	95	77	172	5.2	Alvarado, N.O.	54	152	2.8
Mitchell, Sac.	75	352	56	861	11.5	Sharpe, Bkn.	32	81	79	160	5.0	Hyland, Den.	69	191	2.8
Mann, OKC.	60	231	65	625	10.4	F. Wagner, OrL.	79	84	272	356	4.5	Green, Hou.	67	176	2.6
Hyland, Den.	69	230	107	698	10.1	Watford, Por.	48	57	142	199	4.1	Sengun, Hou.	72	185	2.6
Washington, Ind.	48	173	46	473	9.9	Jackson, Ind.	36	60	89	149	4.1	MOBLEY, CLE.	69	174	2.5
Taylor, Ind.	33	135	36	318	9.6	Sims, N.Y.	41	61	108	169	4.1	Jones, N.O.	78	167	2.1
Sengun, Hou.	72	249	165	692	9.6	Duarte, Ind.	55	41	185	226	4.1	Duarte, Ind.	55	114	2.1
Jones, N.O.	78	274	137	742	9.5	Jones, N.O.	78	98	198	296	3.8	Johnson, LA-C-Por.	37	76	2.1
Kuminga, G.S.	70	236	130	652	9.3	Edwards, Bkn.	48	43	128	171	3.6	Christopher, Hou.	74	150	2.0
Dosunmu, Chi.	77	278	53	679	8.8	Suggs, OrL.	48	26	145	171	3.6	Sykes, Ind.	32	62	1.9
Thomas, Bkn.	67	218	87	570	8.5	Wiggins, OKC.	50	51	127	178	3.6	Krejci, OKC.	30	57	1.9
Wiggins, OKC.	50	156	62	416	8.3	Green, Hou.	67	33	193	226	3.4	Reaves, LA-L	61	110	1.8
Jackson, Ind.	36	116	60	297	8.3	Krejci, OKC.	30	18	83	101	3.4	Washington, Ind.	48	85	1.8

FIELD GOAL PCT.	FG	FGA	PCT	3-PT FIELD GOAL PCT.	3FG	3GA	PCT	FREE THROW PCT.	FT	FTA	PCT
Dosunmu, Chi.	278	535	.520	Murphy, N.O.	71	186	.382	F. Wagner, OrL.	189	219	.863
Kuminga, G.S.	236	460	.513	Grimes, N.Y.	72	189	.381	Hyland, Den.	107	125	.856
MOBLEY, CLE.	422	830	.508	Washington, Ind.	81	215	.377	Cunningham, Det.	142	168	.845
Barnes, Tor.	459	932	.492	Dosunmu, Chi.	70	186	.376	Jones, N.O.	137	163	.840
Jones, N.O.	274	576	.476	Duarte, Ind.	94	255	.369	Reaves, LA-L	99	118	.839
Sengun, Hou.	249	525	.474	Hyland, Den.	131	358	.366	Thomas, Bkn.	87	105	.829
F. Wagner, OrL.	456	975	.468	Waters, OKC.	53	146	.363	Duarte, Ind.	90	112	.804
Wiggins, OKC.	156	337	.463	Mann, OKC.	98	272	.360	Green, Hou.	188	236	.797
Kispert, Was.	234	514	.455	F. Wagner, OrL.	96	271	.354	Mann, OKC.	65	82	.793
Williams, Mem.	191	424	.450	Edwards, Bkn.	48	136	.353	Suggs, OrL.	126	163	.773

STEALS PER GAME	G	STL	AVG	BLOCKS PER GAME	G	BLK	AVG	MINUTES PER GAME	G	MIN	AVG
Jones, N.O.	78	130	1.67	MOBLEY, CLE.	69	115	1.67	Barnes, Tor.	74	2617	35.4
Alvarado, N.O.	54	71	1.31	Jackson, Ind.	36	52	1.44	MOBLEY, CLE.	69	2331	33.8
Suggs, OrL.	48	59	1.23	Sengun, Hou.	72	68	0.94	Cunningham, Det.	64	2088	32.6
Cunningham, Det.	64	78	1.22	Jones, N.O.	78	60	0.77	Green, Hou.	67	2138	31.9
Barnes, Tor.	74	80	1.08	Barnes, Tor.	74	55	0.74	Giddey, OKC.	54	1700	31.5
Duarte, Ind.	55	56	1.02	Cunningham, Det.	64	43	0.67	F. Wagner, OrL.	79	2429	30.7
Giddey, OKC.	54	51	0.94	Watford, Por.	48	28	0.58	Jones, N.O.	78	2335	29.9
Christopher, Hou.	74	65	0.88	Sims, N.Y.	41	22	0.54	Duarte, Ind.	55	1541	28.0
F. Wagner, OrL.	79	68	0.86	Brown, Por.	48	24	0.50	Mitchell, Sac.	75	2076	27.7
Sengun, Hou.	72	59	0.82	Edwards, Bkn.	48	24	0.50	Dosunmu, Chi.	77	2110	27.4

## 2021-22 NBA SINGLE-GAME HIGHS / PLAYERS

Minutes . . . . .	57	Siakam, TOR at MIA, 1/29 (3 OT)
Minutes . . . . .	48	Kalaitzakis, OKC at LAC, 4/10
Field Goals . . . . .	22	Morant, MEM vs. SA, 2/28
FG Attempts . . . . .	37	Durant, BKN vs. NY, 3/13
3-Pt. Field Goals . . . . .	11	(3 times, most recently) Covington, LAC at MIL, 4/1
3-Pt. FG Attempts . . . . .	20	Curry, GS vs. MEM, 10/28 (OT)
3-Pt. FG Attempts . . . . .	19	Curry, GS vs. ATL, 11/8
Free Throws . . . . .	23	Embiid, PHI at NY, 2/27
FT Attempts . . . . .	27	Embiid, PHI at NY, 2/27
Off. Rebounds . . . . .	12	Looney, GS vs. MIN, 11/10
Def. Rebounds . . . . .	21	Sabonis, IND at MIN, 11/29
Rebounds . . . . .	25	Drummond, PHI vs. NY, 11/8
Rebounds . . . . .	25	Sabonis, IND at MIN, 11/29
ASSISTS . . . . .	19	(3 TIMES, MOST RECENTLY) GARLAND, CLE AT PHI, 3/4
Steals . . . . .	8	George, LAC vs. POR, 10/25
Turnovers . . . . .	10	Westbrook, LAL at OKC, 10/27
Blocks . . . . .	8	Gafford, WAS at OKC, 11/26
Blocks . . . . .	8	Robinson, NY vs. MEM, 2/2
Points . . . . .	60	Towns, MIN at SA, 3/14
Points . . . . .	60	Irving, BKN at ORL, 3/15

## 2021-22 SINGLE-GAME HIGHS AND LOWS / TEAMS

Field Goals . . . . .	60	Memphis, vs. OKC, 12/2
Fewest Field Goals . . . . .	23	(3 times, most recently) Portland, at MIN, 3/7
FG Attempts . . . . .	120	Sacramento, at LAL, 11/26 (3 OT)
FG Attempts . . . . .	114	San Antonio, at LAC, 12/20
Fewest FG Attempts . . . . .	67	Denver, at DAL, 1/3
Field Goal Pct. . . . .	687	Dallas, at NO, 12/1
Lowest Field Goal Pct. . . . .	277	Portland, at MIN, 3/7
3-Pt. Field Goals . . . . .	27	Utah, vs. BOS, 12/3
3-Pt. FG Attempts . . . . .	58	Orlando, vs. MIA, 4/10
3-Pt. FG Pct. . . . .	630	Toronto, vs. ATL, 2/4
3-Pt. FG Pct. . . . .	630	L.A. Clippers, vs. LAL, 3/3
Free Throws . . . . .	42	L.A. Lakers, at DEN, 4/10 (OT)
Free Throws . . . . .	39	Philadelphia, at NY, 2/27
Fewest Free Throws . . . . .	3	Charlotte, vs. WAS, 11/17
FT Attempts . . . . .	49	Portland, at DET, 3/21
FT Attempts . . . . .	49	Atlanta, vs. BKN, 4/2
Fewest FT Attempts . . . . .	5	(3 times, most recently) San Antonio, at BOS, 1/5
Free Throw Pct. . . . .	1,000	Memphis, at GS, 10/28 (OT)
Free Throw Pct. . . . .	1,000	(36 times, most recently) Boston, at MEM, 4/10
Lowest Free Throw Pct. . . . .	308	Dallas, vs. SA, 10/28
Off. Rebounds . . . . .	26	Memphis, at MIN, 2/24
Fewest Off. Rebounds . . . . .	1	(5 times, most recently) Orlando, at MEM, 3/5
Def. Rebounds . . . . .	54	Memphis, vs. SAC, 11/28
Def. Rebounds . . . . .	54	L.A. Clippers, at CHA, 1/30
Fewest Def. Rebounds . . . . .	16	New Orleans, vs. DAL, 12/1
Rebounds . . . . .	68	Memphis, vs. SAC, 11/28
Rebounds . . . . .	68	Utah, vs. CHA, 12/20
Fewest Rebounds . . . . .	25	Sacramento, at GS, 2/3
Assists . . . . .	41	(3 times, most recently) Memphis, vs. NO, 4/9
Fewest Assists . . . . .	8	Toronto, at NO, 2/14
Personal Fouls . . . . .	34	Denver, vs. LAL, 4/10 (OT)
Personal Fouls . . . . .	34	Detroit, vs. POR, 3/21
Personal Fouls . . . . .	34	Houston, vs. SAC, 3/30
Fewest Personal Fouls . . . . .	8	Oklahoma City, at GS, 10/30
FEWEST PERSONAL FOULS . . . . .	8	CLEVELAND, VS. UTA, 12/5
Steals . . . . .	21	L.A. Clippers, vs. POR, 10/25
Turnovers . . . . .	30	New Orleans, at MIN, 10/23
Turnovers . . . . .	30	Portland, at LAC, 10/25
Fewest Turnovers . . . . .	2	Atlanta, at CLE, 12/31
Blocks . . . . .	16	Memphis, vs. NY, 3/11
Points . . . . .	158	Charlotte, at IND, 1/26
Fewest Points . . . . .	75	(3 times, most recently) Sacramento, at BOS, 1/25

## 2021-22 NBA AWARD WINNERS

### **Kia NBA Most Valuable Player**

Nikola Jokić, Denver Nuggets

### **NBA Coach of the Year**

Monty Williams, Phoenix Suns

### **Kia NBA Defensive Player of the Year**

Marcus Smart, Boston Celtics

### **Kia NBA Sixth Man Award**

Tyler Herro, Miami Heat

### **Kia NBA Most Improved Player**

Ja Morant, Memphis Grizzlies

### **Kia NBA Rookie of the Year**

Scottie Barnes, Toronto Raptors

### **NBA Sportsmanship Award**

Patty Mills, Brooklyn Nets

### **NBA Executive of the Year**

Zach Kleiman, Memphis Grizzlies

### **Seasonlong Community Assist**

Gary Payton II, Golden State Warriors

### **Twyman-Stokes Teammate of the Year**

Jrue Holiday, Milwaukee Bucks

### **Kia NBA All-Rookie Teams**

#### *First Team*

Scottie Barnes, Toronto Raptors

Cade Cunningham, Detroit Pistons

EVAN MOBLEY, Cleveland Cavaliers

Franz Wagner, Orlando Magic

Jalen Green, Houston Rockets

#### *Second Team*

Herbert Jones, New Orleans Pelicans

Josh Giddey, Oklahoma City Thunder

Bones Hyland, Denver Nuggets

Ayo Dosunmu, Chicago Bulls

Chris Duarte, Indiana Pacers

### **Kia All-NBA Teams**

#### *First Team*

Giannis Antetokounmpo, Milwaukee Bucks

Devin Booker, Phoenix Suns

Nikola Jokić, Denver Nuggets

Luka Dončić, Dallas Mavericks

Jayson Tatum, Boston Celtics

#### *Second Team*

Joel Embiid, Philadelphia 76ers

Ja Morant, Memphis Grizzlies

Kevin Durant, Brooklyn Nets

Stephen Curry, Golden State Warriors

DeMar DeRozan, Chicago Bulls

#### *Third Team*

Chris Paul, Phoenix Suns

LeBron James, Los Angeles Lakers

Karl-Anthony Towns, Minnesota Timberwolves

Trae Young, Atlanta Hawks

Pascal Siakam, Toronto Raptors

### **All-Defensive Teams**

#### *First Team*

Rudy Gobert, Utah Jazz

Marcus Smart, Boston Celtics

Giannis Antetokounmpo, Milwaukee Bucks

Mikal Bridges, Phoenix Suns

Jaren Jackson Jr., Memphis Grizzlies

#### *Second Team*

Jrue Holiday, Milwaukee Bucks

Bam Adebayo, Miami Heat

Draymond Green, Golden State Warriors

Matisse Thybulle, Philadelphia 76ers

Robert Williams III, Boston Celtics

## 2021-22 MONTHLY AWARDS

### Kia NBA Players of the Month

#### October/November:

Kevin Durant, Brooklyn Nets (Eastern)  
Stephen Curry, Golden State Warriors(Western)

#### December:

Joel Embiid, Philadelphia 76ers (Eastern)  
Donovan Mitchell, Utah Jazz (Western)

#### January:

Joel Embiid, Philadelphia 76ers (Eastern)  
Nikola Jokić, Denver Nuggets(Western)

#### February:

DeMar DeRozan, Chicago Bulls (Eastern)  
Luka Dončić, Dallas Mavericks (Western)

#### March/April:

Giannis Antetokounmpo, Milwaukee Bucks (Eastern)  
Nikola Jokić, Denver Nuggets(Western)

### NBA Coaches of the Month

#### October/November:

Billy Donovan, Chicago Bulls (Eastern)  
Monty Williams, Phoenix Suns (Western)

#### December:

Erik Spoelstra, Miami Heat (Eastern)  
Taylor Jenkins, Memphis Grizzlies (Western)

#### January:

J.B. BICKERSTAFF, CLEVELAND CAVALIERS (Eastern)  
Monty Williams, Phoenix Suns (Western)

#### February:

Ime Udoka, Boston Celtics (Eastern)  
Quin Snyder, Utah Jazz (Western)

#### March/April:

Ime Udoka, Boston Celtics (Eastern)  
Jason Kidd, Utah Jazz (Western)

### Kia NBA Rookies of the Month

#### October/November:

EVAN MOBLEY, CLEVELAND CAVALIERS (Eastern)  
Josh Giddey, Oklahoma City Thunder (Western)

#### December:

Franz Wagner, Orlando Magic (Eastern)  
Josh Giddey, Oklahoma City Thunder (Western)

#### January:

Cade Cunningham, Detroit Pistons (Eastern)  
Josh Giddey, Oklahoma City Thunder (Western)

#### February:

Scottie Barnes, Toronto Raptors (Eastern)  
Josh Giddey, Oklahoma City Thunder (Western)

#### March/April:

Scottie Barnes, Toronto Raptors (Eastern)  
Jalen Green, Houston Rockets (Western)

### NBA Cares Community Assist Award

#### October:

Tobias Harris, Philadelphia 76ers

#### November:

Karl-Anthony Towns, Minnesota Timberwolves

#### December:

Jaren Jackson Jr., Memphis Grizzlies

#### January:

Gary Payton II, Golden State Warriors

#### February:

Trae Young, Atlanta Hawks

#### March:

Bismack Biyombo, Phoenix Suns



Cavaliers Head Coach J.B. Bickerstaff was the NBA Eastern Conference Coach of the Month for January after leading the team to an 11-4 record, the franchise's best mark in a single month since November 2017.

## 2021-22 WEEKLY AWARDS

### Week Ending 4/10/2022

Joel Embiid, Philadelphia 76ers  
Luka Doncic, Dallas Mavericks

### Week Ending 4/3/2022

Trae Young, Atlanta Hawks  
Nikola Jokic, Denver Nuggets

### Week Ending 3/28/2022

Jayson Tatum, Boston Celtics  
Devin Booker, Phoenix Suns

### Week Ending 3/20/2022

Jayson Tatum, Boston Celtics  
Karl-Anthony Towns, Minnesota Timberwolves

### Week Ending 3/13/2022

Kevin Durant, Brooklyn Nets  
Luka Doncic, Dallas Mavericks

### Week Ending 3/6/2022

Jayson Tatum, Boston Celtics  
Karl-Anthony Towns, Minnesota Timberwolves

### Week Ending 2/13/2022

DeMar DeRozan, Chicago Bulls  
Luka Doncic, Dallas Mavericks

### Week Ending 2/6/2022

Pascal Siakam, Toronto Raptors  
Brandon Ingram, New Orleans Pelicans

### Week Ending 1/30/2022

Joel Embiid, Philadelphia 76ers  
Chris Paul, Phoenix Suns

### Week Ending 1/23/2022

Trae Young, Atlanta Hawks  
Nikola Jokic, Denver Nuggets

### Week Ending 1/16/2022

DARIUS GARLAND, CLEVELAND CAVALIERS  
Devin Booker, Phoenix Suns

### Week Ending 1/9/2022

Fred VanVleet, Toronto Raptors  
Ja Morant, Memphis Grizzlies

### Week Ending 1/2/2022

DeMar DeRozan, Chicago Bulls  
Ja Morant, Memphis Grizzlies

### Week Ending 12/26/2021

Kemba Walker, New York Knicks  
Shai Gilgeous-Alexander, Oklahoma City Thunder

### Week Ending 12/19/2021

Jayson Tatum, Boston Celtics  
Karl-Anthony Towns, Minnesota Timberwolves

### Week Ending 12/12/2021

Domantas Sabonis, Indiana Pacers  
LeBron James, Los Angeles Lakers

### Week Ending 12/5/2021

DeMar DeRozan, Chicago Bulls  
Donovan Mitchell, Utah Jazz

### Week Ending 11/28/2021

Trae Young, Atlanta Hawks  
Devin Booker, Phoenix Suns

### Week Ending 11/21/2021

Giannis Antetokounmpo, Milwaukee Bucks  
Damian Lillard, Portland Trail Blazers

### Week Ending 11/14/2021

Kevin Durant, Brooklyn Nets  
Stephen Curry, Golden State Warriors

### Week Ending 11/7/2021

JARRETT ALLEN, CLEVELAND CAVALIERS  
Paul George, LA Clippers

### Week Ending 10/31/2021

Jimmy Butler, Miami Heat  
Rudy Gobert, Utah Jazz

### Week Ending 10/24/2021

Miles Bridges, Charlotte Hornets  
Stephen Curry, Golden State Warriors



## 2022-23 SEASON NBA DIRECTORY

NATIONAL BASKETBALL ASSOCIATION • NBA ENTERTAINMENT  
WOMEN'S NATIONAL BASKETBALL ASSOCIATION • NBA G LEAGUE •  
NBA 2K LEAGUE • BASKETBALL AFRICA LEAGUE

### U.S. OFFICES

#### NEW YORK

Olympic Tower  
645 Fifth Avenue  
New York, NY 10022  
Telephone: (212) 407-8000  
Fax: (212) 832-3861

#### NEW JERSEY

100 Plaza Drive  
Secaucus, NJ 07094  
Telephone: (201) 865-1500  
Fax: (201) 974-5973

### INTERNATIONAL OFFICES

#### AFRICA

##### DAKAR

Levels 4 and 5, Serenity Building  
King Fahd Palace Road  
Almadies, Dakar  
Senegal

##### JOHANNESBURG

9th Floor GreenPark Corner  
3 Lower Road  
Morningside 2196  
Johannesburg, South Africa  
Telephone: +27-100-072-668

##### LAGOS

6th Floor, Landmark Towers  
5B Water Corporation Road  
Oniru, Lagos State, Nigeria

#### EUROPE & THE MIDDLE EAST

##### LONDON

Endeavour House  
189 Shaftesbury Avenue  
London, United Kingdom WC2H 8JR  
Telephone: +44-20-7420-8900

##### MADRID

47 Leganitos Street 6th Floor  
28013 Madrid, Spain  
Telephone: +34-912-153-573

#### LATIN AMERICA

##### RIO DE JANEIRO

Av Borges de Medeiros, 633  
Sala 301 – Leblon  
Rio de Janeiro, RJ, Brazil 22430-041  
Telephone: +55-21-3206-6400  
Fax: +55-21-2586-6001

##### MEXICO CITY

Av. Prolongacion Paseo de la Reforma  
No. 1236, Piso 6  
Planta Baja Desarrollo Santa Fe  
Cuajimalpa De Morelos,  
Ciudad De Mexico 05348  
Telephone: +52-55-9171-7700

#### CANADA

##### TORONTO

50 Bay Street, Suite 1402  
Toronto, Ontario Canada M5J 3A5  
Telephone: (416) 682-2000  
Fax: (416) 364-0205

#### ASIA/PACIFIC

##### BEIJING

19th Floor, Office Tower 2,  
China Central Place  
No. 79 Jianguo Road, Chaoyang District  
Beijing, China 100025  
Telephone: +86-10-5200-8200  
Fax: +86-10-5200-8202

##### HONG KONG

Room 3101, Lee Gardens One  
33 Hysan Avenue  
Causeway Bay, Hong Kong  
Telephone: +852-2843-9600  
Fax: +852-2536-4808

##### MANILA

Unit 1701, World Plaza Building  
5th Avenue corner 30th Street  
Bonifacio Global City  
Taguig, 1634 Philippines  
Telephone: +632-866-8205

##### MUMBAI

C-1804, ONE BKC  
G Block, Bandra Kurla Complex  
Bandra East, Mumbai - 400051  
Telephone: +91-22-6124-6100

##### SHANGHAI

Unit 2703-2708, 27F, Tower 2 Plaza  
66 1266 Nanjing West Road  
Jing An District  
Shanghai, China 200040  
Telephone: +86-21-6137-2200  
Fax: +86-21-6288-9920

## 2022-23 NBA G LEAGUE DIRECTORY

### **Austin Spurs**

1717 Scottsdale Drive, Suite 155, Cedar Park, TX 78641  
Arena: H-E-B Center at Cedar Park  
Tel: (512) 236-8333  
Media Relations Contact: Amanda Janczak  
(ajanczak@spurs.com)  
NBA Affiliation: San Antonio

### **Birmingham Squadron**

950 22nd Street N, Suite 925, Birmingham, AL 35203  
Arena: Legacy Arena  
Tel: (256) 708-0281  
Media Relations Contact: Dawson Boyd  
(Dawson.Boyd@pelicans.com)  
NBA Affiliation: New Orleans

### **Capital City Go-Go**

1100 Oak Drive SE, Washington, DC 20032  
Arena: Ent. & Sports Arena in Congress Hts.  
Tel: (202) 318-5278  
Media Relations Contact: Matt Quinn  
(mquinn@monumentalsports.com)  
NBA Affiliation: Washington

### **Cleveland Charge**

1 Center Court, Cleveland, OH, 44115  
Arena: Cleveland State University Wolstein Center  
Tel: (216) 420-2730  
Media Relations Contact: Sean Wyatt  
(SWyatt@cavs.com)  
NBA Affiliation: Cleveland

### **College Park Skyhawks**

101 Marietta Street NW, Suite 1100, Atlanta, GA 30303  
Arena: Gateway Center Arena at College Park  
Tel: (404) 878-3800  
Media Relations Contact: Jerome Schwich  
(Jerome.swich@cpskyhawks.com)  
NBA Affiliation: Atlanta

### **Delaware Blue Coats**

401 Garasches Lane, Wilmington, DE 19801  
Arena: Chase Fieldhouse  
Tel: (302) 504-7587  
Media Relations Contact: Alex Yoh  
(alex.yoh@76ers.com and BlueCoatsPR@76ers.com)  
NBA Affiliation: Philadelphia

### **Fort Wayne Mad Ants**

347 West Berry Street, Suite, 200A,  
Fort Wayne, IN 46802  
Arena: Allen County War Memorial Coliseum  
Tel: (260) 702-9561  
Media Relations Contact: Dan Vance  
(dvance@ftwaynemadants.com)  
NBA Affiliation: Indiana

### **NBA G League Ignite**

200 S Green Valley Parkway, Henderson, NV 89012  
Arena: The Dollar Loan Center  
Media Relations Contact: Mara Rudolph  
(mrudolph@nba.com)  
NBA Affiliation: None

### **Grand Rapids Gold**

130 Fulton Street W, Grand Rapids, MI 49503  
Arena: Van Andel Arena  
Tel: (616) 350-4881  
Media Relations Contact: Shanee Marvin  
(smarvin@nbagranderapids.com) and  
Brittney Whitefield (bwhitefield@nbagranderapids.com)  
NBA Affiliation: Denver

### **Greensboro Swarm**

2411 B West Gate City Boulevard,  
Greensboro, NC 27403  
Arena: Fieldhouse at the Greensboro Coliseum Complex  
Tel: (336) 907-3608  
Media Relations Contact: Kaila Lewis  
(Klewis@goswarm.com)  
NBA Affiliation: Charlotte

### **Iowa Wolves**

730 3rd Street, Des Moines, IA 50309  
Arena: Wells Fargo Arena  
Tel: (515) 564-8550  
Media Relations Contact: John Meyer  
(john.meyer@iawolves.com)  
NBA Affiliation: Minnesota

### **Lakeland Magic**

701 W Lime Street, Lakeland, FL 33815  
Arena: RP Funding Center  
Tel: (863) 825-3258  
Media Relations Contact: Owen Fasolas  
(ofasolas@lakelandmagic.com)  
NBA Affiliation: Orlando

### **Long Island Nets**

1255 Hempstead Turnpike, Uniondale, New York 11553  
Arena: Nassau Coliseum  
Tel: (516) 654-8199  
Media Relations Contact: Patricia Douglas  
(pdouglas@bseglobal.net)  
NBA Affiliation: Brooklyn

### **Maine Celtics**

550 Forest Avenue, Portland, ME 04012  
Arena: Portland Exposition Building  
Tel: (207) 210-6655  
Media Relations Contact: Evans Boston  
(EBoston@maineceltics.com)  
NBA Affiliation: Boston

### **Memphis Hustle**

191 Beale Street, Memphis, TN 38103  
Arena: Landers Center  
Tel: (901) 205-1234  
Media Relations Contact: Corey Moore  
(Cmoore@grizzlies.com)  
NBA Affiliation: Memphis

## 2022-23 NBA G LEAGUE DIRECTORY

### **Mexico City Capitanes**

Av. de las Granjas 800, Santa Barbara,  
Azcapotzalco, 02230, Mexico City, Mexico  
Arena: Arena Ciudad de México  
Tel: +52 55 6414 6100  
Media Relations Contact: Adriana Barrón  
(abarron@capitanes.mx)  
NBA Affiliation: None

### **Motor City Cruise**

1290 West Warren Avenue, Detroit, MI 48201  
Arena: Wayne State Fieldhouse  
Tel: (417) 331-0002  
Media Relations Contact: Kevin Grigg  
(KGrigg@pistons.com)  
NBA Affiliation: Detroit

### **Oklahoma City Blue**

208 Thunder Drive, Oklahoma City, OK 73102  
Arena: Paycom Center  
Tel: (405) 208-4800  
Media Relations Contact: Heather Ward  
(Hward@okcthunder.com)  
NBA Affiliation: Oklahoma City

### **Ontario Clippers**

9680 Haven Avenue #120,  
Rancho Cucamonga, CA 91730  
Arena: Toyota Arena  
Tel: (909) 406-9090  
Media Relations Contact: Cooper Dzierzanowski  
(cdzierzanowski@clippers.com)  
NBA Affiliation: LA Clippers

### **Raptors 905**

5600 Rose Cherry Place, Mississauga, ON L4Z4B6  
Arena: Paramount Fine Foods Centre  
Tel: (416) 815-5600  
Media Relations Contact: Safia Hersi  
(SHersi@raptors905.com)  
NBA Affiliation: Toronto

### **Rio Grande Valley Vipers**

4421 N. McColl Road, McAllen, TX 78504  
Arena: Bert Ogden Arena  
Tel: (956) 510-7162  
Media Relations Contact: Juanita Maldonado  
(juanita@rgvipers.com)  
NBA Affiliation: Houston

### **Salt Lake City Stars**

3200 S Decker Lake Drive, West Valley City, UT 84119  
Arena: Maverik Center  
Tel: (801) 325-7827  
Media Relations Contact: Derek Ahnsbrak  
(derek.ahnsbrak@slcstars.com)  
NBA Affiliation: Utah

### **Santa Cruz Warriors**

903 Pacific Avenue, Suite 101, Santa Cruz, CA 95060  
Arena: Kaiser Permanente Arena  
Tel: (503) 704-6328  
Media Relations Contact: Anna Burleson  
(aburleson@warriors.com)  
NBA Affiliation: Golden State

### **Sioux Falls Skyforce**

2131 South Minnesota Avenue, Sioux Falls, SD 57105  
Arena: Sanford Pentagon  
Tel: (605) 332-0605  
Media Relations Contact: Nick Robinson  
(nick@skyforceonline.com)  
NBA Affiliation: Miami

### **South Bay Lakers**

2275 East Mariposa Avenue, El Segundo, CA 90245  
Arena: UCLA Health Training Center  
Tel: (310) 426-6000  
Media Relations Contact: Cole Knox  
(cknox@sb-lakers.com)  
NBA Affiliation: Los Angeles Lakers

### **Stockton Kings**

400 East Main Street, Suite 760 Stockton, CA 95202  
Arena: Stockton Arena  
Tel: (888) 564-7209  
Media Relations Contact: Avery Jacobs  
(Ajacobs@kings.com)  
NBA Affiliation: Sacramento

### **Texas Legends**

2601 Avenue of the Stars, Suite 300, Frisco, TX 75034  
Arena: Comerica Center  
Tel: (214) 469-0822  
Media Relations Contact: Britney Wynn  
(bwynn@texlegends.com)  
NBA Affiliation: Dallas

### **Westchester Knicks**

711 Old Saw Mill River Road, Tarrytown, NY 10591  
Arena: Total Mortgage Arena  
Tel: (212) 485-7116  
Media Relations Contact: Ajah Hawley-Alexander  
(Ajah.Hawley-Alexander@msgsports.com)  
NBA Affiliation: New York

### **Windy City Bulls**

5333 Prairie Stone Parkway, Hoffman Estates, IL 60192  
Arena: NOW Arena  
Tel: (847) 396-7070  
Media Relations Contact: Kyle Brown  
(kylebrown@bulls.com)  
NBA Affiliation: Chicago

### **Wisconsin Herd**

549 High Avenue, Oshkosh, WI 54901  
Arena: Oshkosh Arena  
Tel: (920) 233-4374  
Media Relations Contact: Jamie Winsted  
(jamie.winsted@wisconsinherd.com)  
NBA Affiliation: Milwaukee

# CLEVELAND CHARGE

1 Center Court  
Cleveland, OH 44145  
Phone – (216) 420-2730



## Team Directory

Dan Gilbert – Chairman  
Nic Barlage – CEO, Rocket Entertainment Group  
Mike Ostrowski – President, Franchise Properties  
Rocco Maragas – Senior Vice President/  
Chief Operating Officer  
Sean Wyatt – Vice President, Communications  
& Team Services  
Ben Adams – Vice President of Marketing and &  
Communications, Franchise Properties  
Sam Armstrong – Manager, Marketing & Promotions,  
Franchise Properties  
Joanna Radov – Manager, Community Relations  
& Corporate Communications  
Hannah Merritt – Digital Marketing Specialist  
Sean Beckwith – Senior Marketing &  
Fan Activation Coordinator, Franchise Properties

Grant Hesselbart – Senior Director,  
Ticket Sales and Service  
Steve McClave – Senior Manager, Business Development  
Josh Chua – Manager, Premium Seating  
Brian McManus – Group Events Specialist  
Teewan Wigginton – Group Events Specialist  
David Workum – Business Development Specialist  
Cody Dawson – Premium Sales Consultant  
Max Zaller – Premium Sales Consultant  
Mark Mazzagatti – Director, Franchise Partnerships  
Chris Patterson – Senior Manager, Franchise Partnerships  
Carlie Kapres – Manager, Franchise Partnerships  
Travis Fisher – Manager, Franchise Partnerships  
Mark Granville – Manager, Franchise Partnerships  
Reggie Flowers – Manager Franchise Partnerships  
Griffin Foster – Manager, Partnership Development  
Keith Dea – Manager, Ticket Operations

## Basketball Staff

Koby Altman – President of Basketball Operations  
(Cleveland Cavaliers)  
Mike Gansey – General Manager (Cleveland Cavaliers)  
Brendon Yu – General Manager (Cleveland Charge);  
Director of College Scouting (Cleveland Cavaliers)  
Liron Fanan – Assistant General Manager  
Mike Gerrity – Head Coach

Chris Darnell – Associate Head Coach  
Kendall Chones – Assistant Coach  
Omar Cook – Assistant Coach  
D.J. Ham – Assistant Coach  
Willie Williams – Video Coordinator  
Takuya Kikuchi – Head Athletic Trainer  
Jamie Pasquin – Strength & Conditioning Coach

## Media Covering the Club

### Newspaper

**Cleveland Plain Dealer**  
1801 Superior Ave., Cleveland, OH 44114  
Sports Editor David Campbell,  
(216) 999-6000  
dcampbell@cleveland.com

**Akron Beacon Journal**  
44 East Exchange St., Akron, OH 44309  
Sports Editor Scot Fagerstrom,  
(330) 996-3827  
sfagerstrom@thebeaconjournal.com

### Radio

**FOX Sports 1350 AM**  
6200 Oak Tree Blvd., 4th Floor, Cleveland, OH 44131  
Sports Director Sean Brace

### Television

**WKYC-TV3, NBC**  
1333 Lakeside Ave., Cleveland, OH 44114  
Sports Director Nick Camino  
(216) 344-3333  
ncamino@wkyc.com

**WEWS-TV, ABC 5**  
3001 Euclid Ave., Cleveland, OH  
Sports Director Derek Forrest  
(216) 431-3748  
derek.forrest@weews.com

**WJW-TV, FOX 8**  
5800 S. Marginal Road, Cleveland, OH 44103  
Sports Director John Telich  
(216) 432-4248  
john.telich@fox8.com,

**WUAB/MNTV 43/WOIO, CBS 19**  
1717 E. 12th St., Cleveland, OH 44114  
Sports Director Mark Schwab  
(216) 771-1943  
mschwab@woio.com.



# 2022-23 SEASON SCHEDULE

## NOVEMBER 2022

S	M	T	W	T	F	S
		1	2	3	4 <b>MCC</b> 7:00p	5
6	7	8	9 <b>WIS</b> 6:00p	10 <b>WIS</b> 6:00p	11	12
13 <b>GRG</b> 3:00p	14	15 <b>GRG</b> 7:00p	16	17 <b>IWA</b> 7:00p	18	19 <b>MCC</b> 7:00p
20 <b>FWN</b> 5:00p	21	22 <b>FWN</b> 11:00a	23	24	25	26 <b>WCB</b> 7:00p
27	28	29 <b>SXF</b> 6:00p	30 <b>SXF</b> 6:00p			

## DECEMBER 2022

S	M	T	W	T	F	S
				1	2	3
4	5 <b>WCB</b> 6:00p	6	7 <b>FWN</b> 7:00p	8	9	10
11	12 <b>WCB</b> 6:00p	13	14	15 <b>IWA</b> 7:00p	16	17
18	19	20	21	22	23	24
	<b>WINTER SHOWCASE</b>					
25	26	27	28 <b>GRG</b> 7:00p	29	30	31

## JANUARY 2023

S	M	T	W	T	F	S
1	2 <b>WES</b> 7:00p	3 <b>WES</b> 7:00p	4	5	6	7
8 <b>FWN</b> 3:00p	9	10	11	12	13 <b>WIS</b> 7:00p	14 <b>WCB</b> 7:00p
15	16 <b>WCB</b> 1:00p	17	18 <b>GBO</b> 7:00p	19	20	21
22 <b>CCQ</b> 3:00p	23	24 <b>CPS</b> 6:00p	25 <b>CPS</b> 7:00p	26	27	28
29	30	31				

## FEBRUARY 2023

S	M	T	W	T	F	S
			1	2 <b>RAP</b> 7:30p	3	4 <b>RAP</b> 2:00p
5	6 <b>DEL</b> 6:00p	7	8 <b>DEL</b> 11:00a	9	10 <b>MNE</b> 7:00p	11 <b>MNE</b> 7:00p
12	13	14 <b>WIS</b> 6:00p	15 <b>SBL</b> 7:00p	16	17	18
19	20	21	22 <b>GBO</b> 7:00p	23	24 <b>LAK</b> 7:00p	25 <b>LAK</b> 7:00p
26	27	28 <b>STO</b> 11:00a				

## MARCH 2023

S	M	T	W	T	F	S
			1	2 <b>SCW</b> 7:00p	3	4 <b>SCW</b> 7:00p
5	6	7	8	9	10 <b>ONT</b> 7:00p	11 <b>ONT</b> 7:00p
12	13	14	15 <b>MCC</b> 11:00a	16	17 <b>LIN</b> 6:00p	18 <b>LIN</b> 7:00p
19	20	21	22	23 <b>GRG</b> 7:00p	24 <b>MCC</b> 7:00p	25
26	27	28	29	30	31	

### HOME AWAY

### WINTER SHOWCASE

### CAMBRIDGE FIELDHOUSE, INDIANAPOLIS, IN

BIRMINGHAM SQUADRON **BIR**, CAPITAL CITY GO GO **CCQ**, COLLEGE PARK SKYHAWKS **CPS**, DELAWARE BLUE COATS **DEL**, FORT WAYNE MAD ANTS **FWN**, GRAND RAPIDS GOLD **GRG**, GREENSBORO SWARM **GBO**, IOWA WOLVES **IWA**, LAKE LAND MAGIC **LAK**, LONG ISLAND NETS **LIN**, MAINE CLIPPERS **MNE**, MOTOR CITY CRUISE **MCC**, ONTARIO CLIPPERS **ONT**, RAPTORS 905 **RAP**, SANTA CRUZ WARRIORS **SCW**, SIOUX FALLS SKYFORCE **SXF**, SOUTH BAY LAKERS **SBL**, STOCKTON KINGS **STO**, WESTCHESTER KNICKS **WES**, WINDY CITY BULLS **WCB**, WISCONSIN HERD **WIS**

POWERED BY THE  
CLEVELAND CAVALIERS



## 2021-22 NBA G LEAGUE AWARD WINNERS

### Kia Most Valuable Player

Trevelin Queen,  
Rio Grande Valley Vipers

### Coach of the Year

Mahmoud Abdelfattah,  
Rio Grande Valley Vipers

### Kia Defensive Player of the Year

Delaware Blue Coats

### Kia Rookie of the Year

Mac McClung,  
South Bay Lakers

### Kia Sportsmanship Award

Andre Ingram,  
South Bay Lakers

### Kia Most Improved Player

Craig Randall II,  
Long Island Nets

### Executive of the Year

Travis Stockbridge,  
Rio Grande Valley Vipers  
2021-22 All-NBA G League Teams

## 2021-22 ALL-NBA G LEAGUE TEAMS

### FIRST TEAM

Justin Anderson – Fort Wayne Mad Ants  
Mason Jones – South Bay Lakers  
Justin Tillman – College Park Skyhawks  
Trevelin Queen – Rio Grande Valley Vipers  
Moses Wright – Texas Legends

### SECOND TEAM

Cat Barber – College Park Skyhawks  
Charles Bassey – Delaware Blue Coats  
Braxton Key – Delaware Blue Coats  
Saben Lee – Motor City Cruise  
Reggie Perry – Raptors 905

### THIRD TEAM

Luka Garza – Motor City Cruise  
Jared Harper – Birmingham Squadron  
Justin Jackson – Texas Legends  
Carlrik Jones – Texas Legends  
Anthony Lamb – Rio Grande Valley Vipers

### 2021-22 NBA G LEAGUE ALL-ROOKIE TEAM

Charles Bassey – Delaware Blue Coats  
Luka Garza – Motor City Cruise  
Carlrik Jones – Texas Legends  
Mac McClung – South Bay Lakers  
Micah Potter – Sioux Falls Skyforce

### 2021-22 NBA G LEAGUE ALL-DEFENSIVE TEAM

MoCharles Bassey – Delaware Blue Coats  
Braxton Key – Delaware Blue Coats  
Tacko Fall – Cleveland Charge  
Shaquille Harrison – Delaware Blue Coats  
Trevelin Queen – Rio Grande Valley Vipers

## 2022 NBA G LEAGUE POSTSEASON RESULTS

### FIRST ROUND

(Single Elimination)

#### Tuesday, April 5

Capital City Go-Go defeats College Park Skyhawks, 131-122  
Delaware Blue Coats defeat Long Island Nets, 133-16  
Texas Legends defeat Birmingham Squadron, 115-100  
South Bay Lakers defeat Santa Cruz Warriors, 134-123

### CONFERENCE SEMIFINALS

(Single Elimination)

#### Thursday, April 7

Raptors 905 defeat Capital City Go-Go, 131-126 (OT)  
Rio Grande Valley Vipers defeat Texas Legends, 120-103  
Agua Caliente Clippers defeat South Bay Lakers, 112-110

#### Friday, April 8

Delaware Blue Coats defeat Motor City Cruise, 124-116

### CONFERENCE FINALS

(Single Elimination)

#### Saturday, April 9

Rio Grande Valley Vipers defeat  
Agua Caliente Clippers, 125-114

#### Sunday, April 10

Delaware Blue Coats defeat  
Raptors 905, 143-139

### FINALS

(Best of Three)

#### Tuesday, April 12

Rio Grande Valley Vipers defeat  
Delaware Blue Coats, 145-128

#### Thursday, April 14

Rio Grande Valley Vipers defeat  
Delaware Blue Coats, 131-114





# *NBA All-Star 2022 Recap*

Cleveland hosted the 71st annual NBA All-Star Game at Rocket Mortgage FieldHouse during the NBA's 75th anniversary season.



## *HBCU Classic*

Howard University Bisons celebrate after winning the first-ever **NBA x HBCU Classic** Presented by AT&T.



## *Celebrity All-Star Game*

Cleveland Browns defensive end Myles Garrett and Cavaliers fan-favorite Anderson Varejao were among those who played in the **Ruffles NBA All-Star Celebrity Game** at Wolstein Center.

## *Clorox Rising Stars*

Cavaliers players Evan Mobley and Isaac Okoro helped Team Barry capture the **Clorox Rising Stars** title.





Team Cavs (Jarrett Allen, Darius Garland and Evan Mobley) were victorious in the **Taco Bell Skills Challenge**.



Minnesota's Karl-Anthony Towns won the **MTN DEW 3-Point Contest**.



New York's Obi Toppin took home the **AT&T Slam Dunk Contest** title.





The Cavaliers had two All-Stars in the **2022 NBA All-Star Game** (Jarrett Allen and Darius Garland) with both stars playing for Team LeBron. Allen finished with 10 PTS, 9 REB, 1 STL and 2 BLK in 24 MIN while Garland tallied 13 PTS, 3 AST and 2 STL in 24 MIN.



The NBA's 75th Anniversary Team were honored during a special halftime ceremony at the NBA All-Star Game.



Golden State's Stephen Curry took home MVP honors for Team LeBron, who defeated Team Durant 163-160.



# ALL STAR 2022

## CLEVELAND



☆☆☆

## \$141.4 MILLION IN DIRECT SPENDING PART OF \$248.9 MILLION IN TOTAL NBA ALL-STAR 2022 ECONOMIC IMPACT

NEARLY 121,600 ATTENDEES FROM 45 STATES AND 24 COUNTRIES ATTENDED NBA ALL-STAR 2022 ON FEB. 18-20; EVENT RECEIVED 11.9B IN TOTAL MEDIA REACH AND OVER \$50M IN EARNED MEDIA VALUE.



**\$107.5  
MILLION**  
INDIRECT +  
INDUCED  
SPENDING



**\$141.4  
MILLION**  
DIRECT  
SPENDING

## TOTAL ECONOMIC IMPACT

The \$248.9 million in total economic impact includes \$141.4 million in direct spending, the injection of new revenue into the community from non-local attendees and corporations. The remaining impact accounts for indirect effect, additional spending occurring in the economy because of the initial injection of money and induced effect which estimates changes in household income attributed to hosting NBA All-Star 2022.

*\* All numbers contained in the Temple University report account for leakage, the amount of total direct spending not retained in the local economy.*

### ATTENDEE INFORMATION



**121,641  
ATTENDEES**

**45  
STATES**



**24  
COUNTRIES**



### VISITOR SPENDING

**\$362  
PER DAY**

Non-local attendee  
average spending.

**47,014  
ROOM NIGHTS**



**\$413  
ON LODGING  
PER NIGHT**

Non-local attendees  
average spend  
per night.



NBA ALL-STAR 2022 HAD A SIGNIFICANT ECONOMIC IMPACT ON CLEVELAND BY ATTRACTING NON-LOCAL SPECTATORS AND INVESTMENT BY THE NBA AND ITS PARTNERS TO PRODUCE THE EVENT. IN ADDITION, THE STUDY SHOWED CLEVELAND ORGANIZED AN OUTSTANDING EVENT THAT CREATED SIGNIFICANT MEDIA EXPOSURE—SHOWCASING THE CITY AS AN INTERNATIONAL DESTINATION.

DR. THILO KUNKEL, DIRECTOR OF TEMPLE UNIVERSITY'S SPORT INDUSTRY RESEARCH CENTER

**TEMPLE  
UNIVERSITY**  
Sport Industry Research Center

**>>><<<  
CLEVELAND  
SPORTS  
COMMISSION**



**TOTAL  
MEDIA  
REACH**



**11.9  
BILLION**

Total media reach from coverage locally, nationally and internationally, including news outlets, print outlets, blogs, broadcast and social media mentioning Cleveland between Jan. 1 to Feb. 28.

**\$50.1M**  
TOTAL MEDIA VALUE  
delivered to the City of Cleveland

**39.6M**  
ENGAGEMENTS



**772M  
REACH**

Social media  
posts referencing  
Cleveland across  
Instagram, Twitter,  
Facebook and  
TikTok.



# All-Time Records

**Kevin Love**, who finished 2nd in Sixth Man of the Year voting in 2021-22, holds the franchise record for points scored in a single quarter with 34 in the opening period against Portland on Nov. 23, 2016.



# CAVALIERS INDIVIDUAL ONE GAME RECORDS

Most Points			
Game . . .57	LeBron James	@ Washington	Nov. 3, 2017
57	Kyrie Irving	@ San Antonio (OT)	March 12, 2015
56	LeBron James	@ Toronto	March 20, 2005
Half. . . .35	LeBron James	vs. New York (1st H)	Feb. 6, 2010
35	Kyrie Irving	@ New Orleans (2nd H)	Jan. 23, 2017
35	LeBron James	@ Philadelphia (2nd H)	April 6, 2018
Quarter. .34	Kevin Love	vs. Portland (1st Q)	Nov. 23, 2016
24	LeBron James	@ Toronto (4th Q)	Jan. 6, 2008
24	LeBron James	@ Chicago (1st Q)	Apr. 11, 2008
24	LeBron James	@ Milwaukee (3rd Q)	Feb. 20, 2009
Most Minutes			
Game . . .59	Mike Mitchell	vs. L.A. Lakers	Jan. 29, 1980
Field Goals Made			
Game . . .23	LeBron James	@ Washington	Nov. 3, 2017
20	Walt Wesley	vs. Cincinnati	Feb. 19, 1971
20	Mike Mitchell	@ Houston	Feb. 8, 1980
20	Kyrie Irving	@ San Antonio	March 12, 2015
Half. . . .14	Mike Mitchell	@ Houston (2nd H)	Feb. 8, 1980
14	LeBron James	@ Washington (2nd H)	Nov. 3, 2017
Quarter. .11	Kevin Love	vs. Portland (1st Q)	Nov. 23, 2016
Field Goals Attempted			
Game . . .36	Mike Mitchell	@ Houston	Feb. 8, 1980
36	Mike Mitchell	@ New Jersey	Feb. 18, 1981
36	LeBron James	@ Toronto	March 20, 2005
36	Kyrie Irving	vs. Portland	Jan. 28, 2015
Half. . . .23	Mike Mitchell	@ Houston (2nd H)	Feb. 8, 1980
3-Pt. Field Goals Made			
Game . . .11	Kyrie Irving	vs. Portland	Jan. 28, 2015
10	C.J. Miles	vs. Philadelphia	Jan. 7, 2014
Half. . . . .8	C.J. Miles	vs. Philadelphia (1st H)	Jan. 7, 2014
8	Kevin Love	vs. Portland (1st H)	Nov. 23, 2016
7	J.R. Smith	@ Milwaukee (1st H)	April 5, 2016
Quarter. . .8	Kevin Love	vs. Portland (1st Q)	Nov. 23, 2016
3-Pt. Field Goals Attempted			
Game . . .19	Kyrie Irving	vs. Portland	Jan. 28, 2015
Half. . . .11	Kyrie Irving	vs. Portland (2nd H)	Jan. 28, 2015
11	Kevin Love	vs. Portland (1st H)	Nov. 23, 2016
Free Throws Made			
Game . . .24	LeBron James	@ Miami	Mar. 12, 2006
Half. . . .16	LeBron James	@ Miami (2nd H)	Mar. 12, 2006
Quarter. .13	Shawn Kemp	vs. New York (1st Q)	Nov. 6, 1999
Free Throws Attempted			
Game . . .28	LeBron James	@ Miami	Mar. 12, 2006
Half. . . .19	LeBron James	vs. Boston (2nd H)	Nov. 11, 2006
Most Free Throws Made Without a Miss			
Game . . .18	Mark Price	vs. Charlotte	April 9, 1989

Rebounds - Total			
Game . . .25	Rick Roberson	@ Houston	March 4, 1972
25	Anderson Varejao	vs. Orlando (OT)	Jan. 2, 2014
Half. . . .16	Elmore Smith	vs. Washington (1st H)	Feb. 2, 1978
16	Zydrunas Ilgauskas	@ Utah (1st H)	Jan. 12, 1998
16	Anderson Varejao	vs. Orlando (2nd H)	Jan. 2, 2014
16	Anderson Varejao	vs. Dallas (2nd H)	Jan. 20, 2014
16	Kevin Love	vs. Chicago (1st H)	Jan. 30, 2019
Rebounds - Offensive			
Game . . .12	Michael Cage	@ Atlanta	April 16, 1996
12	Zydrunas Ilgauskas	vs. Atlanta	Feb. 16, 2005
12	Zydrunas Ilgauskas	vs. Philadelphia	Nov. 25, 2006
12	Anderson Varejao	vs. Washington	Oct. 30, 2012
12	Tristan Thompson	@ Chicago	Oct. 31, 2014
Half. . . .10	Michael Cage	@ Atlanta (1st H)	April 16, 1996
10	Zydrunas Ilgauskas	vs. Philadelphia (1st H)	Nov. 25, 2006
Quarter. . .8	Chris Mills	@ Milwaukee (4th Q)	April 16, 1994
Rebounds - Defensive			
Game . . .21	Elmore Smith	vs. Washington	Feb. 2, 1978
21	Cliff Robinson	@ Washington	Jan. 20, 1983
Half. . . .15	Elmore Smith	vs. Washington (1st H)	Feb. 2, 1978
15	Kevin Love	vs. Chicago (1st H)	Jan. 30, 2019
Assists			
Game . . .27	Geoff Huston	vs. Golden State	Jan. 27, 1982
Half. . . .15	Geoff Huston	vs. Golden State (2nd H)	Jan. 27, 1982
Quarter. .10	Mark Price	@ Atlanta (1st Q)	Nov. 13, 1990
10	Mark Price	vs. San Antonio (1st Q)	March 23, 1993
Steals			
Game . . .10	Ron Harper	vs. Philadelphia	March 10, 1987
Half. . . . .6	Foots Walker	@ New York (2nd H)	Oct. 25, 1977
6	Ron Harper	@ Philadelphia (2nd H)	Dec. 17, 1986
6	Craig Ehlo	vs. Denver (2nd H)	Dec. 4, 1990
6	Brevin Knight	vs. Philadelphia (2nd H)	Jan. 24, 1998
6	Wesley Person	@ Detroit (2nd H)	April 1, 1998
6	Andre Miller	vs. Philadelphia (2nd H)	Dec. 15, 2001
Blocked Shots			
Game . . .11	Larry Nance	vs. New York	Jan. 7, 1989
Half. . . . .7	Larry Nance	vs. New York (2nd H)	Jan. 7, 1989
7	Larry Nance	vs. Charlotte (2nd H)	Dec. 21, 1991
7	Larry Nance	@ Boston (2nd H)	Jan. 3, 1992
7	Larry Nance	@ New Jersey (1st H)	April 10, 1992
7	Larry Nance	@ Philadelphia (1st H)	March 26, 1993
Quarter. . .7	Larry Nance	vs. Charlotte (3rd Q)	Dec. 21, 1991
Turnovers			
Game . . .11	Ron Harper	@ Chicago	Feb. 22, 1987
11	Zydrunas Ilgauskas	vs. Denver	Dec. 14, 2002
11	LeBron James	vs. Indiana	Jan. 26, 2018
Half. . . . .9	LeBron James	@ New Orleans (2nd H)	March 28, 2005
Most Consecutive Shots Made			
Game . . .15	Phil Hubbard	vs. L.A. Lakers	Dec. 4, 1984
Most Points Scored Between Misses			
Game . . .37	Phil Hubbard	vs. L.A. Lakers	Dec. 4, 1984



# OPPONENTS INDIVIDUAL ONE GAME RECORDS

Most Points				Free Throws Attempted			
Game ...69	Michael Jordan	vs. Chicago (OT)	March 28, 1990	Game ...26	Kobe Bryant	vs. L.A. Lakers	Jan. 30, 2001
55	James Harden	vs. Houston (Reg)	Dec. 11, 2019	Half. ....19	Kobe Bryant	vs. L.A. Lakers (2nd H)	Jan. 30, 2001
54	Michael Jordan	@ Chicago (Reg)	Nov. 3, 1989	<b>Assists</b>			
54	Allen Iverson	vs. Philadelphia (Reg)	Jan. 6, 2001	Game ...22	Magic Johnson	@ L.A. Lakers	Nov. 17, 1983
Half. ....39	Allen Iverson	vs. Philadelphia (2nd H)	April 12, 1997	22	John Stockton	@ Utah (OT)	Dec. 11, 1989
Quarter ...30	Vernon Maxwell	@ Houston (4th Q)	Jan. 26, 1991	Half. ....16	Magic Johnson	@ L.A. Lakers (2nd H)	Nov. 17, 1983
Field Goals Made				<b>Rebounds - Total</b>			
Game ...23	Kareem Abdul-Jabbar	vs. Milwaukee	Feb. 9, 1972	Game ...35	Charles Oakley	@ Chicago	April 22, 1988
23	Michael Jordan	vs. Chicago (OT)	March 28, 1990	Half. ....21	Charles Oakley	@ Chicago (2nd H)	April 22, 1988
Half. ....14	Bob McAdoo	vs. Buffalo (2nd H)	Nov. 20, 1975	<b>Rebounds - Offensive</b>			
Field Goals Attempted				Game ...16	Charles Oakley	@ Chicago	April 22, 1988
Game ...37	Michael Jordan	vs. Chicago (OT)	March 28, 1990	16	Andray Blatche	@ Washington	April 1, 2011
Half. ....23	Terry Rozier	vs. Charlotte (2nd H)	Dec. 18, 2019	Half. ....11	Andray Blatche	@ Washington (1st H)	April 1, 2011
3-PT. Field Goals Made				<b>Rebounds - Defensive</b>			
Game ...10	James Harden	vs. Houston	Dec. 11, 2019	Game ...21	Swen Nater	@ Buffalo	March 10, 1978
10	Terry Rozier	vs. Charlotte	Dec. 23, 2020	Half. ....14	Swen Nater	@ Buffalo (1st H)	March 10, 1978
Half. ....8	Tracy McGrady	vs. Orlando (1st H)	Jan. 26, 2004	<b>Steals</b>			
8	Terry Rozier	vs. Charlotte (2nd H)	Dec. 23, 2020	Game ...10	T.J. McConnell	vs. Indiana	March 3, 2021
3-PT. Field Goals Attempted				Half. ....9	T.J. McConnell	vs. Indiana (1st H)	March 3, 2021
Game ...18	James Harden	vs. Houston	Dec. 11, 2019	<b>Blocked Shots</b>			
17	Ray Allen	vs. Milwaukee (2 OT)	Dec. 9, 2002	Game ...12	Manute Bol	@ Washington	Feb. 5, 1987
Half. ....11	Mookie Blaylock	@ Atlanta (2nd H)	March 1, 1996	Half. ....8	Tree Rollins	@ Atlanta (1st H)	March 29, 1983
11	James Harden	@ Houston (1st H)	Jan. 11, 2019	8	Manute Bol	@ Washington (2nd H)	Feb. 5, 1987
Free Throws Made				<b>Turnovers</b>			
Game ...23	Kobe Bryant	vs. L.A. Lakers	Jan. 30, 2001	Game ...12	Dwyane Wade	@ Miami	Feb. 1, 2007
23	Dwyane Wade	@ Miami	Feb. 1, 2007	Half. ....7	Magic Johnson	@ L.A. Lakers (2nd H)	Nov. 11, 1979
Half. ....16	Kobe Bryant	vs. L.A. Lakers (2nd H)	Jan. 30, 2001	7	Dwyane Wade	@ Miami (1st H)	Feb. 1, 2007
16	Dwyane Wade	@ Miami (2nd H)	Feb. 1, 2007	7	Devin Booker	vs. Phoenix (2nd H)	Feb. 21, 2019



LeBron James tied the franchise scoring mark with 57 points in a win at Washington on November 3, 2017

# ROCKET MORTGAGE FIELDHOUSE INDIVIDUAL ONE GAME RECORDS

Most Points		Player	Team	Date
Game . . .	55	Kyrie Irving	Cleveland vs. Portland	Jan. 28, 2015
	55	James Harden	Houston vs. Cleveland	Dec. 11, 2019
Half. . . .	39	Allen Iverson	Philadelphia @ Cle. (2nd H)	April 12, 1997
Quarter . .	34	Kevin Love	Cleveland vs. Por. (1st Q)	Nov. 23, 2016
<b>Field Goals Made</b>				
Game . . .	21	Jamal Murray	Denver @ Cleveland	Feb. 19, 2021
	20	Allen Iverson	Philadelphia @ Cleveland	Jan. 6, 2001
	20	James Harden	Houston vs. Cleveland	Dec. 11, 2019
Half. . . .	13	Allen Iverson	Philadelphia @ Cle. (2nd H)	April 12, 1997
	13	Kurt Thomas	New York @ Cle. (2nd H)	March 17, 2002
	13	LeBron James	New York @ Cleveland (1st H)	Feb. 6, 2010
Quarter . .	11	Kevin Love	Cleveland vs. Por. (1st Q)	Nov. 23, 2016
<b>Field Goals Attempted</b>				
Game . . .	36	Kyrie Irving	Cleveland vs. Portland	Jan. 28, 2015
	36	Dwyane Wade	Miami @ Cleveland	April 1, 2006
Half. . . .	20	Kyrie Irving	Cleveland vs. Portland	Jan. 28, 2015
	20	LeBron James	Cleveland vs. Phoenix (2nd H)	Jan. 29, 2006
	20	Dwyane Wade	Miami @ Cleveland (2nd H)	April 1, 2006
Quarter . .	15	Dwyane Wade	Miami @ Cleveland (4th Q)	April 1, 2006
<b>3-PT. Field Goals Made</b>				
Game . . .	11	Kyrie Irving	Cleveland vs. Portland	Jan. 28, 2015
Half. . . .	8	Tracy McGrady	Orlando vs. Cle. (1st H)	Jan. 26, 2004
	8	C.J. Miles	Cle. vs. Philadelphia (1st H)	Jan. 7, 2014
	8	Kevin Love	Cleveland vs. Por. (1st H)	Nov. 23, 2016
	8	Terry Rozier	Charlotte @ Cleveland (2nd H)	Dec. 23, 2020
Quarter . .	8	Kevin Love	Cleveland vs. Por. (1st Q)	Nov. 23, 2016
<b>3-PT. Field Goals Attempted</b>				
Game . . .	19	Kyrie Irving	Cleveland vs. Portland	Jan. 28, 2015
Half. . . .	14	Terry Rozier	Charlotte vs. Cleveland (2nd H)	Dec. 18, 2019
Quarter . .	10	Kevin Love	Cleveland vs. Por. (1st Q)	Nov. 23, 2016
<b>Free Throws Made</b>				
Game . . .	23	Kobe Bryant	L.A. Lakers @ Cleveland	Jan. 30, 2001
Half. . . .	16	Kobe Bryant	L.A. Lakers @ Cle. (2nd H)	Jan. 30, 2001
Quarter . .	13	Shawn Kemp	Cleveland vs. N.Y. (1st Q)	Nov. 6, 1999
<b>Free Throws Attempted</b>				
Game . . .	26	Kobe Bryant	L.A. Lakers @ Cleveland	Jan. 30, 2001
Half. . . .	19	Kobe Bryant	L.A. Lakers @ Cle. (2nd H)	Jan. 30, 2001
	19	LeBron James	Cleveland vs. Bos. (2nd H)	Nov. 11, 2006
Quarter . .	14	Shawn Kemp	Cleveland vs. N.Y. (1st Q)	Nov. 6, 1999
	14	Andre Drummond	Detroit @ Cleveland (4th Q)	April 10, 2013

Rebounds - Total			Date	
Game . . .	25	Anderson Varejao	Cleveland vs. Orlando (OT)	Jan. 2, 2014
	23	Kris Humphries	New Jersey @ Cleveland	March 23, 2011
	23	Anderson Varejao	Cleveland vs. Washington	Oct. 30, 2012
	23	Andre Drummond	Cleveland vs. New York	Jan. 15, 2021
Half . . . .	16	Anderson Varejao	Cleveland vs. Dallas (2nd H)	Jan. 20, 2014
	16	Anderson Varejao	Cleveland vs. Orl. (2nd H)	Jan. 2, 2014
	16	Kevin Love	Cleveland vs. Chicago (1st H)	Oct. 30, 2019
Quarter . .	12	Charles Hayes	Houston @ Cleveland (1st Q)	Feb. 23, 2011
	12	Anderson Varejao	Cleveland vs. Wash. (3rd Q)	Oct. 30, 2012
Rebounds - Offensive				
Game . . .	13	Charles Hayes	Houston @ Cleveland	Feb. 23, 2011
Half . . . .	10	Zydrunas Ilgauskas	Cleveland vs. Phil. (1st H)	Nov. 25, 2006
Quarter . .	9	Charles Hayes	Houston @ Cle. (1st Q)	Feb. 23, 2011
Rebounds - Defensive				
Game . . .	19	Drew Gooden	Cleveland vs. Phoenix	Nov. 10, 2004
	18	Kevin Love	Cleveland vs. Charlotte	Dec. 15, 2014
Half . . .	15	Kevin Love	Cleveland vs. Chicago (1st H)	Oct. 30, 2019
Quarter . .	9	Tyrone Hill	Cleveland vs. L.A. L. (1st Q)	Nov. 5, 2002
	9	LeBron James	Cleveland vs. N.Y. (3rd Q)	April 14, 2005
	9	Kevin Love	Cleveland vs. Chicago (1st Q)	Oct. 30, 2019
Assists				
Game . . .	22	Andre Miller	Cleveland vs. Philadelphia	Dec. 15, 2001
Half. . . .	12	Andre Miller	Cleveland vs. Phil. (2nd H)	Dec. 15, 2001
	12	LeBron James	Cle. vs. Portland (1st H)	Nov. 23, 2016
Quarter . .	9	Andre Miller	Cleveland vs. Chi. (1st Q)	Dec. 18, 2001
Steals				
Game . . .	10	T.J. McConnell	Indiana @ Cleveland	March 3, 2021
	9	Andre Miller	Cleveland vs. Philadelphia	Dec. 15, 2001
Half. . . .	9	T.J. McConnell	Indiana @ Cleveland (1st H)	March 3, 2021
	6	Brevin Knight	Cle. vs. Philadelphia (2nd H)	Jan. 24, 1998
	6	Andre Miller	Cleveland vs. Phil. (2nd H)	Dec. 15, 2001
Quarter . .	5	Brevin Knight	Cleveland vs. Phil. (3rd Q)	Jan. 24, 1998
	5	Bob Sura	Cleveland vs. Wash. (3rd Q)	Feb. 1, 2000
	5	Andre Miller	Cleveland vs. Phil. (4th Q)	Dec. 15, 2001
	5	Aaron McKie	Philadelphia @ Cle. (3rd Q)	Nov. 29, 2002
	5	T.J. McConnell	Indiana @ Cleveland (1st Q)	March 3, 2021
Blocked Shots				
Game . . .	10	Dikembe Mutombo	Denver @ Cleveland	April 2, 1995
Half. . . .	6	Hakeem Olajuwon	Houston @ Cleveland (1st H)	Nov. 8, 1994
	6	Dikembe Mutombo	Denver @ Cleveland (2nd H)	April 2, 1995
	6	Shawn Bradley	New Jersey @ Cle. (1st H)	Feb. 24, 1996
	6	Theo Ratliff	Philadelphia @ Cle. (1st H)	Dec. 2, 2000
Quarter . .	4	on 15 occasions		

# CAVALIERS TEAM RECORDS

Most Points	Opponent	Date
Game . . . 154	vs. L.A. Lakers (4 OT)	Jan. 29, 1980
148	vs. Miami (Reg)	Dec. 17, 1991
147	vs. Brooklyn (2 OT)	Jan. 20, 2021
Half . . . . . 83	@ Indiana (2nd H)	Jan. 15, 1993
Quarter . . . 46	vs. Detroit (1st Q)	Oct. 16, 1979
46	vs. Washington (3rd Q)	Nov. 10, 1992
46	vs. L.A. Clippers (1st Q)	Jan. 31, 2010
46	vs. Portland (1st Q)	Nov. 23, 2016
46	vs. Toronto (3rd Q)	Dec. 26, 2021
46	vs. Milwaukee (1st Q)	April 10, 2022
Overtime . . 22	@ Golden State	Nov. 10, 1982
Road Game 140	@ Washington	Feb. 6, 2017

Field Goals Made		
Game . . . . . 65	vs. L.A. Lakers (4 OT)	Jan. 29, 1980
61	vs. Detroit (Reg)	Oct. 16, 1979
Half . . . . . 36	vs. Detroit (1st H)	Oct. 16, 1979

Field Goals Attempted		
Game . . . . . 142	vs. L.A. Lakers (4 OT)	Jan. 29, 1980
123	vs. Boston (Reg)	Nov. 21, 1971
123	vs. Philadelphia (Reg)	March 15, 1977
Half . . . . . 63	vs. Milwaukee (2nd H)	Jan. 24, 1976
63	vs. Detroit (1st H)	Dec. 25, 1979

Field Goal Percentage		
Game . . . 68.5	vs. New Jersey	April 10, 1988

3-Pt. Field Goals Made		
Game . . . . . 25	@ Atlanta	March 3, 2017
Half . . . . . 16	vs. Portland (1st H)	Nov. 23, 2016
14	@ Atlanta (1st H)	March 3, 2017
14	@ New York (2nd H)	Nov. 13, 2017
Quarter . . . 11	vs. L.A. Clippers (1st Q)	Jan. 31, 2010

3-Pt. Field Goals Attempted		
Game . . . . . 52	vs. Toronto	Dec. 26, 2021
Half . . . . . 28	@ New York (2nd H)	Nov. 13, 2017

Most 3-Pt. Field Goals Made Without a Miss		
Game . . . . . 6	@ Utah	Jan. 24, 1985
Half . . . . . 9	vs. Detroit (2nd H)	Nov. 21, 2001
Quarter . . . 9	vs. Atlanta	Nov. 15, 2014

Most 3-Pt. Field Goals Made To Start a Game Without a Miss		
11	vs. Atlanta	Nov. 15, 2014

Free Throws Made		
Game . . . . . 51	@ Atlanta	April 6, 1987
Half . . . . . 32	@ Atlanta (2nd H)	April 6, 1987

Free Throws Attempted		Date
Game . . . . . 59	@ Atlanta	April 6, 1987
Half . . . . . 39	vs. Washington (2nd H)	Feb. 1, 2000

Most Free Throws Made Without a Miss		
Game . . . . . 22	@ Chicago	Dec. 17, 1987

Rebounds - Total	Opponent	
Game . . . . . 69	vs. Philadelphia (@ Pitt. - 2 OT)	Jan. 12, 1973
68	vs. Golden State	Jan. 23, 1989
Half . . . . . 41	vs. Atlanta (2nd H)	March 22, 1992

Rebounds - Offensive		
Game . . . . . 29	vs. L.A. Lakers (4 OT)	Jan. 29, 1980
28	vs. Philadelphia (Reg)	March 17, 1974
28	@ New York (Reg)	Jan. 1, 1977
28	vs. Detroit (Reg)	Dec. 25, 1979
Half . . . . . 19	@ New York (2nd H)	Jan. 1, 1977
Quarter . . . 16	@ Milwaukee (4th Q)	April 16, 1994

Rebounds - Defensive		
Game . . . . . 52	@ Indiana	Jan. 29, 2010
Half . . . . . 29	@ Indiana	Jan. 29, 2010

Assists		
Game . . . . . 45	vs. Denver	March 8, 1993
Half . . . . . 26	vs. Detroit (1st H)	April 9, 2014
25	vs. New Jersey (1st H)	Feb. 22, 1989
25	vs. Charlotte (2nd H)	April 9, 1992

Personal Fouls		
Game . . . . . 43	vs. Atlanta	Dec. 11, 1999
Half . . . . . 28	vs. Detroit (2nd H)	April 18, 1982

Steals		
Game . . . . . 20	vs. L.A. Clippers	Feb. 5, 1990
Half . . . . . 13	@ Portland (2nd H)	March 4, 1975
13	vs. New Jersey (1st H)	Feb. 13, 1986
13	vs. Atlanta (2nd H)	April 4, 1989
13	vs. L.A. Clippers (2nd H)	Feb. 5, 1990

Blocked Shots		
Game . . . . . 21	vs. New York	Jan. 7, 1989
Half . . . . . 13	vs. New York (2nd H)	Jan. 7, 1989

Turnovers		
Game . . . . . 32	vs. Boston	Nov. 29, 1997
Half . . . . . 23	@ Seattle (2nd H)	Jan. 16, 2005

Fast Break Points		
Game . . . . . 40	@ Philadelphia	Nov. 5, 2016

Bench Points		
Game . . . . . 86	vs. Miami	Dec. 17, 1991

## OPPONENTS TEAM RECORDS

Most Points	Opponent	Date
Game . . . 153	vs. L.A. Lakers (4 OT)	Jan. 29, 1980
148	vs. Philadelphia (Reg)	Jan. 2, 1972
148	vs. Oklahoma City (Reg)	Jan. 20, 2018
Half . . . . . 87	vs. Toronto (1st H)	March 3, 2021
. . . . . 82	@ Miami (1st H)	Feb. 22, 2020
. . . . . 81	@ New Orleans (2nd H)	Jan. 9, 2019
. . . . . 81	@ L.A. Lakers (2nd H)	Jan. 13, 2020
Quarter . . . 53	vs. Milwaukee (4th Q)	Nov. 12, 1991

Field Goals Made		
Game . . . . . 65	@ L.A. Lakers	Nov. 11, 1979
Half . . . . . 35	@ Chicago (2nd H)	March 28, 1992

Field Goals Attempted		
Game . . . . . 122	vs. L.A. Lakers (4 OT)	Jan. 29, 1980
118	@ Detroit (Reg)	Oct. 30, 1984
Half . . . . . 65	@ Detroit (1st H)	Oct. 30, 1984

Field Goal Percentage		
Game . . . . . 67.5	@ New Orleans	March 24, 1979

3-Pt. Field Goals Made		
Game . . . . . 24	vs. Utah	Jan. 12, 2021
22	vs. Atlanta	Oct. 21, 2018
Half . . . . . 14	@ Houston (1st H)	Jan. 11, 2019
. . . . . 14	vs. Utah (2nd H)	Jan. 12, 2021

3-Pt. Field Goals Attempted		
Game . . . . . 52	@ Houston	Jan. 11, 2019
Half . . . . . 29	vs. Houston (2nd H)	Feb. 3, 2018
29	vs. Charlotte (2nd H)	Dec. 23, 2020

Free Throws Made		
Game . . . . . 46	@ San Diego	Oct. 22, 1970
46	vs. Atlanta	Feb. 5, 1998
Half . . . . . 31	vs. Boston (2nd H)	Oct. 13, 1979

Free Throws Attempted		
Game . . . . . 57	@ Atlanta	Jan. 10, 1987
Half . . . . . 38	vs. Boston (2nd H)	Oct. 13, 1979

Rebounds - Total	Opponent	Date
Game . . . . . 80	@ San Francisco	Nov. 10, 1970
Half . . . . . 45	@ San Francisco	Nov. 10, 1970

Rebounds - Offensive		
Game . . . . . 31	@ Atlanta	Jan. 7, 1975
31	@ New Jersey	Nov. 14, 1989
Half . . . . . 20	@ Atlanta (2nd H)	Feb. 4, 1975
20	@ Seattle (1st H)	Nov. 17, 1976
20	@ New Jersey (2nd H)	Nov. 14, 1989

Rebounds - Defensive		
Game . . . . . 56	@ Portland (4 OT)	Oct. 18, 1974
53	@ Portland (Reg)	Nov. 19, 1977
Half . . . . . 29	@ Portland (1st H)	Nov. 19, 1977

Assists		
Game . . . . . 48	vs. Detroit	March 28, 1973
Half . . . . . 25	@ New York (2nd H)	Nov. 24, 1979
25	@ L.A. Lakers (1st H)	March 9, 1985
25	@ Phoenix (1st H)	Jan. 11, 2007
25	@ Philadelphia (1st H)	Dec. 7, 2019

Personal Fouls		
Game . . . . . 41	vs. New York	Nov. 25, 1987
Half . . . . . 25	vs. Utah (2nd H)	Nov. 10, 2015

Steals		
Game . . . . . 21	@ Houston	Nov. 16, 1986
Half . . . . . 13	@ New Jersey (2nd H)	Nov. 22, 2002
13	vs. Indiana (1st H)	March 3, 2021

Blocked Shots		
Game . . . . . 17	@ Washington	Feb. 5, 1987
Half . . . . . 13	@ San Antonio (2nd H)	Dec. 4, 1980
13	vs. Chicago (2nd H)	Jan. 20, 2012

Turnovers		
Game . . . . . 37	@ Phoenix	Nov. 9, 1979
Half . . . . . 23	vs. L.A. Lakers (1st H)	Jan. 29, 1980

# ROCKET MORTGAGE FIELDHOUSE TEAM RECORDS

Most Points	Opponent	Date
Game . . . . . 148	Oklahoma City @ Cleveland (Reg)	Jan. 20, 2018
148	Brooklyn @ Cleveland (3 OT)	Feb. 13, 2019
Half . . . . . 87	Toronto @ Cleveland (1st H)	April 10, 2021
81	Toronto @ Cleveland (1st H)	Nov. 23, 2016
76	Cleveland vs. Atlanta (1st H)	Dec. 11, 1999
76	Washington @ Cleveland (2nd H)	Jan. 24, 2005
Quarter . . . 47	Toronto @ Cleveland (1st Q)	April 10, 2021
46	Cleveland vs. L.A. Clippers (1st Q)	Jan. 31, 2010
46	Cleveland vs. Portland (1st Q)	Nov. 23, 2016
46	Cleveland vs. Toronto (3rd Q)	Dec. 26, 2021
46	Cleveland vs. Milwaukee (1st Q)	April 10, 2022

Field Goals Made		
Game	58	Oklahoma City @ Cleveland (Reg)
	56	Cleveland vs. Brooklyn (2 OT)
	56	Cleveland vs. Toronto
	55	Phoenix @ Cleveland (OT)
Half	32	Toronto @ Cleveland (1st H)
	30	Cleveland vs. Chicago (1st H)
	30	Cleveland vs. Detroit (1st H)
	30	Oklahoma City @ Cleveland (2nd H)
	30	Cleveland vs. Sacramento (1st H)

Field Goals Attempted		
Game	120	Cleveland vs. Brooklyn (3 OT)
	113	Brooklyn @ Cleveland (3OT)
	109	Cleveland vs. Memphis (2 OT)
	109	Cleveland vs. Brooklyn (2 OT)
	106	Cleveland vs. Toronto
Half	56	Cleveland vs. Seattle (1st H)
	56	Cleveland vs. Chicago (1st H)
	56	Cleveland vs. L.A. Clippers (1st H)
	56	Cleveland vs. Philadelphia (1st H)

3-Pt. Field Goals Made		
Game	24	Utah @ Cleveland (Reg)
	22	Atlanta @ Cleveland (Reg)
	22	Charlotte @ Cleveland (Reg)
	22	Cleveland vs. Toronto
Half	16	Cleveland vs. Portland (1st H)
	14	Utah @ Cleveland (1st H)
Quarter	11	Cleveland vs. L.A. Clippers (1st Q)

3-Pt. Field Goals Attempted		
Game . . . . . 52	Cleveland vs. Toronto	Dec. 26, 2021
Half . . . . . 29	Houston @ Cleveland (2nd H)	Feb. 3, 2018

Free Throws Made		
Game . . . . . 46	Atlanta @ Cleveland (Reg)	Feb. 5, 1998
Half . . . . . 30	Atlanta @ Cleveland (2nd H)	Feb. 5, 1998

Free Throws Attempted		
Game . . . . . 55	Atlanta @ Cleveland (Reg)	Dec. 11, 1999
Half . . . . . 39	Cleveland vs. Washington (2nd H)	Feb. 1, 2000

Rebounds - Total	Opponent	Date
Game . . . . . 65	Cleveland vs. New York (OT)	April 12, 2003
	64	Cleveland vs. Dallas (Reg)
Half . . . . . 37	Cleveland vs. Utah (2nd H)	March 17, 2007
	37	Cleveland vs. Brooklyn (1st H)

Rebounds - Offensive		
Game . . . . . 27	Cleveland vs. L.A. Lakers (Reg)	Feb. 5, 2014
Half . . . . . 17	Orlando @ Cleveland (2nd H)	April 10, 2001
	17	Cleveland vs. Atlanta (1st H)

Rebounds - Defensive		
Game . . . . . 50	Cleveland vs. Indiana (Reg)	Dec. 9, 2006
Half . . . . . 27	Cleveland vs. Indiana (2nd H)	Dec. 9, 2006
	27	Cleveland vs. Portland (1st H)
	27	L.A. Clippers @ Cleveland (1st H)

Assists		
Game . . . . . 41	Cleveland vs. Detroit	Apr. 9, 2014
Half . . . . . 26	Cleveland vs. Detroit (1st H)	Apr. 9, 2014
	24	Cleveland vs. Denver (2nd H)

Steals		
Game . . . . . 18	Cleveland vs. New York (Reg)	Dec. 3, 2008
	Indiana @ Cleveland (Reg)	March 3, 2021
Half . . . . . 13	Indiana @ Cleveland (1st H)	March 3, 2021
	12	Cleveland vs. Boston (1st H)

Blocked Shots		
Game . . . . . 17	Cleveland vs. Philadelphia (Reg)	Nov. 15, 2003
Half . . . . . 13	Cleveland vs. Chicago (2nd H)	Jan. 20, 2012

Turnovers		
Game . . . . . 32	Cleveland vs. Boston (Reg)	Nov. 29, 1997
Half . . . . . 19	Cleveland vs. Boston (2nd H)	Nov. 29, 1997

## MISCELLANEOUS REGULAR SEASON RECORDS & STREAKS

### WINS-LOSSES

Biggest Win	148-80	(68) vs. Miami, Dec. 17, 1991
Biggest Win (Road)	133-93	(40) @ Charlotte, Nov. 4, 1988
Biggest Win (Rocket Mortgage FieldHouse)	129-90	(39) vs. Charlotte, Jan. 23, 2015
Biggest Loss	57-112	(55) @ Los Angeles Lakers, Jan. 11, 2011
Biggest Loss (Home)	92-133	(41) vs. Los Angeles Clippers, Feb. 9, 2020
Most Games Won	66	2008-09
Most Games Lost	67	1970-71, 1981-82
Highest Win %	.805	2008-09
Lowest Win %	.183	1970-71, 1981-82
Most Wins at Home	39	2008-09
Most Losses at Home	32	1981-82
Most Wins on Road	27	2008-09
Most Losses on Road	38	2002-03
Longest Winning Streak	13	March 7-31, 2009
	13	Jan. 16, 2010 - Feb. 11, 2010
	13	Nov. 11, 2017 - Dec. 6, 2017
Longest Losing Streak	26	Dec. 20, 2010 - Feb. 9, 2011
Longest Winning Streak (Home)	23	Oct. 30, 2008 - Feb. 3, 2009
Longest Losing Streak (Home)	12	Jan. 2, 2020 - Feb. 9, 2020
Longest Winning Streak (Road)	7	Feb. 15 - March 6, 1985
		Dec. 20, 1991 - Jan. 24, 1992
		Dec. 9, 1994 - Jan. 14, 1995
		Nov. 21, 1997 - Dec. 17, 1997
		Nov. 11, 2017 - Dec. 4, 2017
Longest Losing Streak (Road)	21	Jan. 13 - April 14, 2003
Longest Winning Streak (start of season)	8	Oct. 22 - Nov. 6, 1976
Longest Losing Streak (start of season)	15	Oct. 14 - Nov. 10, 1970
Longest Winning Streak (start of season at Home)	23	Oct. 30, 2008 - Feb. 3, 2009

### PTS-FGM-3FGM

Most Games w/ 100 Points	77	1979-80
Least Games w/ 100 Points	4	1998-99
Most Consecutive 100-Point Games	36	Jan. 15 - March 30, 1980
Most Consecutive 110-Point Games	7	Dec. 15-26, 1992
Most Consecutive 120-Point Games	4	Feb. 7-13, 2018
		March 19-25, 2018
Most Consecutive 130-Point Games	2	Feb. 6-8, 2017
Most Consecutive Below 100-Point Games	24	March 28 - May 5, 1999
Most Points in Losing Game	139	vs. Brooklyn, Feb. 13, 2019 (3 OT)
	130	@ Philadelphia, April 6, 2018 (Reg)
Least Field Goals Made in Game	20	vs. Orlando, Nov. 3, 2001
Lowest Field Goal % in Game	.238	@ San Francisco, Nov. 10, 1970
Least Points in Game	57	(55) @ Los Angeles Lakers, Jan. 11, 2011
Least Points in Quarter	4	vs. Boston, Nov. 28, 2000 (2nd Q)
Least Points in Half	23	@ Indiana, Dec. 12, 2012 (2nd H)
Least Points in Winning Game	71	vs. Charlotte, Dec. 5, 2000
Longest Game	4 OT	@ Portland, Oct. 18, 1974
		vs. L.A. Lakers, Jan. 29, 1980
Most Players 1,000-Point Season	5	1975-76
Most Games w/ 10 Three-Pointers	65	2016-17
Most Consecutive Games of 10+ Three-Pointers	26	Nov. 9, 2017 - Jan. 2, 2018
Most Consecutive Games of 15+ Three-Pointers	4	Feb. 1-8, 2017
		Feb. 7-13, 2018
Most Consecutive Games of 20+ Three-Pointers	2	Nov. 23-25, 2016



## MISCELLANEOUS REGULAR SEASON RECORDS & STREAKS

### INDIVIDUAL STREAKS

Most Consecutive Games with 20+ Points	49	LeBron James (Dec. 14, 2007 - March 26, 2008)
Most Consecutive Games with 30+ Points	10	LeBron James (March 22, 2006 - April 10, 2006)
Most Consecutive Games with 40+ Points	2	LeBron James (Feb. 13, 2006 - Feb. 15, 2006)
	2	LeBron James (March 29, 2006 - April 1, 2006)
	2	LeBron James (Nov. 8, 2008 - Nov. 11, 2008)
	2	Mike Mitchell (Feb. 17, 1981 - Feb. 18, 1981)
Most Consecutive Games with 10+ Rebounds	19	Rick Roberson (March 18, 1972 - Nov. 28, 1972)
Most Consecutive Games with 10+ Assists	9	Geoff Huston (Jan. 27, 1982 - Feb. 13, 1982)
Most Consecutive Games Played	447	Tristan Thompson (Feb. 10, 2012 - April 4, 2017)
Most Consecutive FTs Made Without Missing	77	Mark Price (Feb. 5, 1993 - April 2, 1993)
Most Consecutive FTs Made Without Missing (at Home)	100	Mark Price (April 5, 1992 - Feb. 5, 1993)
Most Consecutive Games w/ a 3FGM	34	Mark Price (Dec. 5, 1989 - Feb. 17, 1990)


### OPPONENTS

Most Games w/ 100 Points	78	1970-71
Least Games w/ 100 Points	8	1998-99
Most Consecutive 100-Point Games	58	Jan. 23 - April 8, 1979 (37) Oct. 12 - Nov. 21, 1979 (21)
Most Consecutive Below 100-Point Games	16	Nov. 26, 2008 - Dec. 28, 2008
Most Consecutive Below 70-Point Games	2	Jan. 23-26, 1995
Most Points in Losing Game	153	vs. L.A. Lakers, Jan. 29, 1980 (4 OT)
	134	vs. San Antonio, Oct. 18, 1979 (Reg)
	134	vs. Charlotte, April 9, 1992 (Reg)
Least Field Goals Made in Game	20	vs. Atlanta, April 10, 1999
Lowest Field Goal % in Game	.280	vs. Portland, Jan. 22, 2001
Least Points in Game	57	@ Orlando, Dec. 4, 1996
Least Points in Quarter	7	@ New Jersey, Feb. 18, 1995 (3rd Q)
Least Points in Half	24	vs. Portland, Jan. 22, 2001 (1st H)



Mark Price holds the franchise record for most consecutive free throws made without a miss at 77 straight from Feb. 5-April 2, 1993

# Playoff History



**Mark Price** helped the Cavaliers reach the postseason seven times and scored the fourth-most career playoff points in franchise history with 818.

# 1976 PLAYOFF RESULTS

## Eastern Conference Semifinals

Date	Site	W/L	Cle	Was	Series	Attendance
April 13	Cleveland	L	95	100	0-1	19,974
April 15	Washington	W	80	79	1-1	17,988
April 17	Cleveland	W	88	76	2-1	21,061
April 21	Washington	L	98	109	2-2	17,542
April 22	Cleveland	W	92	91	3-2	21,312
April 26	Washington	L	98	102	OT 3-3	19,035
April 29	Cleveland	W	87	85	4-3	21,564*

## Eastern Conference Finals

Date	Site	W/L	Cle	Bos	Series	Attendance
May 6	Boston	L	99	111	0-1	14,264
May 9	Boston	L	89	94	0-2	12,098
May 11	Cleveland	W	83	78	1-2	21,564*
May 14	Cleveland	W	106	87	2-2	21,564*
May 16	Boston	L	94	99	2-3	12,951
May 19	Cleveland	L	87	94	2-4	21,564*

\* NBA Playoff Record at the time

PLAYER	G	MIN	Field Goals			Free Throws			Rebounds			AST	PF	DQ	STL	BLK	PTS	AVG	HI
			FGM	FGA	PCT	FTM	FTA	PCT	OFF	DEF	REB								
Chones	7	242	47	114	.412	11	18	.611	14	36	50	6	23	0	1	6	105	15.0	23
Clemons	13	503	73	184	.397	33	40	.825	23	48	71	61	34	0	8	3	179	13.8	18
Russell	13	328	65	161	.404	47	55	.855	25	46	71	14	51	0	8	7	177	13.6	22
B. Smith	13	379	71	164	.433	22	25	.880	11	32	43	30	41	1	11	3	164	12.6	27
Snyder	13	364	69	153	.451	18	22	.818	10	19	29	31	35	1	11	6	156	12.0	26
Carr	13	273	66	138	.478	22	36	.611	11	12	23	26	29	0	6	3	154	11.8	27
Brewer	13	489	44	101	.436	26	48	.542	40	100	140	37	34	0	13	12	114	8.8	15
Thurmond	13	375	37	79	.468	13	32	.406	38	79	117	28	52	2	6	29	87	6.7	13
Walker	13	125	11	27	.407	8	10	.800	5	11	16	23	17	0	7	1	30	2.3	8
Witte	7	28	6	11	.545	4	4	1.000	4	5	9	4	4	0	0	0	16	2.3	8
Lambert	6	34	5	13	.385	2	2	1.000	2	9	11	1	7	0	1	2	12	2.0	4
Garrett	4	5	0	0	---	2	4	.500	0	0	0	0	0	0	0	0	2	0.5	2
Cavaliers	13	3145	494	1145	.431	208	296	.703	183	397	580	261	327	4	72	72	1196	92.0	106
Opponents	13	3145	467	1073	.435	271	368	.736	165	434	599	223	316	6	79	67	1205	92.7	111

# 1977 PLAYOFF RESULTS

## Eastern Conference First Round

Date	Site	W/L	Cle	Was	Series	Attendance
April 13	Washington	L	100	109	0-1	11,240
April 15	Cleveland	W	91	83	1-1	19,545
April 17	Washington	L	98	104	1-2	10,488

PLAYER	G	MIN	Field Goals			Free Throws			Rebounds			AST	PF	DQ	STL	BLK	PTS	AVG	HI
			FGM	FGA	PCT	FTM	FTA	PCT	OFF	DEF	REB								
Russell	3	100	21	54	.389	11	15	.733	10	16	26	10	10	0	3	1	53	17.7	22
Walker	3	95	18	37	.486	11	15	.733	4	8	12	20	12	0	4	1	47	15.7	20
E. Smith	3	56	18	33	.545	5	8	.625	6	18	24	1	10	0	5	3	41	13.7	20
Chones	3	99	16	27	.593	7	7	1.000	11	20	31	3	9	0	0	1	39	13.0	19
Brewer	3	113	11	27	.407	1	1	1.000	11	25	36	5	11	0	4	4	23	7.7	13
A. Carr	3	83	11	39	.282	1	3	.333	4	6	10	10	13	0	2	1	23	7.7	8
B. Smith	3	57	9	39	.231	3	3	1.000	3	5	8	4	5	0	3	1	21	7.0	10
Brokaw	3	44	9	19	.474	2	6	.333	3	1	4	12	7	0	2	1	20	6.7	12
Snyder	3	53	8	27	.296	2	5	.400	2	3	5	4	6	0	1	2	18	6.0	9
Lambert	3	19	2	4	.500	0	0	---	2	1	3	0	4	0	2	0	4	1.3	2
Thurmond	1	1	0	0	---	0	0	---	0	1	1	0	0	0	0	1	0	0.0	0
Cavaliers	3	720	123	306	.402	43	63	.683	56	104	160	69	87	0	26	16	289	96.3	100
Opponents	3	720	107	248	.431	82	106	.774	30	113	143	56	72	1	15	14	296	98.7	109

# 1978 PLAYOFF RESULTS

## Eastern Conference First Round

Date	Site	W/L	Cle	NY	Series	Attendance
April 12	Cleveland	L	114	132	0-1	19,739
April 14	New York	L	107	109	0-2	18,965

PLAYER	G	MIN	Field Goals			Free Throws			Rebounds			AST	PF	DQ	STL	BLK	PTS	AVG	HI
			FGM	FGA	PCT	FTM	FTA	PCT	OFF	DEF	REB								
Russell	2	88	19	39	.487	17	21	.810	7	8	15	11	9	0	3	1	55	27.5	32
A. Carr	2	69	10	27	.370	15	16	.938	3	5	8	5	8	0	2	1	35	17.5	20
Furlov	2	50	13	27	.481	6	6	1.000	3	2	5	5	1	0	0	0	32	16.0	20
Chones	2	82	13	27	.481	4	8	.500	3	12	15	7	7	0	2	1	30	15.0	17
E. Smith	2	56	11	24	.458	3	6	.500	6	13	19	0	9	0	3	3	25	12.5	17
Walker	2	70	10	26	.385	5	5	1.000	5	2	7	10	7	0	3	2	25	12.5	16
B. Smith	2	34	8	13	.615	0	0	---	2	1	3	1	2	0	0	0	16	8.0	10
Lambert	2	19	1	3	.333	1	2	.500	2	6	8	0	3	0	0	0	3	1.5	3
Brewer	1	9	0	1	.000	0	2	.000	0	0	0	0	2	0	0	0	0	0.0	0
Snyder	1	3	0	0	---	0	0	---	0	0	0	0	0	0	0	0	0	0.0	0
Cavaliers	2	480	85	187	.455	51	66	.773	31	49	80	39	48	0	13	8	221	110.5	114
Opponents	2	480	101	180	.561	39	50	.780	28	58	86	62	58	0	10	11	241	120.5	132

# 1985 PLAYOFF RESULTS

## Eastern Conference First Round

Date	Site	W/L	Cle	Bos	Series	Attendance
April 18	Boston	L	123	126	0-1	14,890
April 20	Boston	L	106	108	0-2	14,890
April 23	Cleveland	W	105	98	1-2	20,900
April 25	Cleveland	L	115	117	1-3	20,900

PLAYER	G	MIN	Field Goals			3-Point FG			Free Throws			Rebounds			AST	PF	DQ	STL	BLK	PTS	AVG	HI
			FGM	FGA	PCT	FGM	FGA	PCT	FTM	FTA	PCT	OFF	DEF	REB								
Free	4	150	41	93	.441	0	4	.000	23	25	.920	4	6	10	31	12	0	6	0	105	26.3	32
Hinson	4	120	26	48	.542	0	0	---	15	23	.652	10	20	30	3	18	1	3	9	67	16.8	24
Hubbard	4	101	24	45	.533	1	1	1.000	13	17	.765	11	9	20	3	16	0	3	0	62	15.5	23
Bagley	4	168	22	56	.393	0	3	.000	7	10	.700	1	15	16	40	7	0	10	0	51	12.8	22
Shelton	4	106	19	34	.559	0	0	---	8	10	.800	6	16	22	4	20	2	2	1	46	11.5	14
Davis	3	50	12	16	.750	0	1	.000	4	5	.800	1	5	6	15	5	0	5	0	28	9.3	15
Poquette	4	91	13	21	.619	0	0	---	4	5	.800	4	10	14	1	16	2	2	6	30	7.5	10
Jones	4	45	9	18	.500	0	1	.000	7	8	.875	2	6	8	3	6	0	2	0	25	6.3	14
Turpin	4	45	12	19	.632	0	0	---	1	2	.500	3	5	8	0	3	0	4	1	25	6.3	10
West	4	68	3	5	.600	0	0	---	2	5	.400	5	13	18	4	19	0	2	0	8	2.0	4
Williams	2	7	1	2	.500	0	0	---	0	0	---	0	0	0	1	1	0	0	0	2	1.0	2
Anderson	2	9	0	3	.000	0	0	---	0	0	---	1	2	3	0	0	0	0	0	0	0.0	0
Cavaliers	4	960	182	360	.506	1	10	.100	84	110	.764	48	107	155	105	123	5	39	17	449	112.3	123
Opponents	4	960	165	349	.473	3	18	.167	116	135	.859	56	108	164	97	98	2	25	15	449	112.3	126

# 1988 PLAYOFF RESULTS

## Eastern Conference First Round

Date	Site	W/L	Cle	Chi	Series	Attendance
April 28	Chicago	L	93	104	0-1	18,676
May 1	Chicago	L	101	106	0-2	18,645
May 3	Cleveland	W	110	102	1-2	20,068
May 5	Cleveland	W	97	91	2-2	20,026
May 8	Chicago	L	101	107	2-3	18,008

PLAYER	G	MIN	Field Goals			3-Point FG			Free Throws			Rebounds			AST	PF	DQ	STL	BLK	PTS	AVG	HI
			FGM	FGA	PCT	FGM	FGA	PCT	FTM	FTA	PCT	OFF	DEF	REB								
Price	5	205	38	67	.567	5	12	.417	24	25	.960	3	15	18	38	11	1	3	0	105	21.0	31
Harper	4	134	30	63	.476	0	2	.000	11	16	.688	4	16	20	15	9	0	11	4	71	17.8	30
Nance	5	200	34	64	.531	0	0	---	16	18	.889	10	26	36	18	13	0	2	11	84	16.8	27
Daugherty	5	204	29	63	.460	0	0	---	21	31	.677	10	36	46	16	11	0	2	7	79	15.8	21
Sanders	5	134	28	52	.538	0	1	.000	8	10	.800	11	14	25	7	21	0	3	2	64	12.8	18
Williams	5	133	20	40	.500	0	0	---	6	13	.462	13	16	29	4	13	0	3	7	46	9.2	20
Ehlo	5	128	17	40	.425	0	8	.000	10	16	.625	3	15	18	17	14	0	5	0	44	8.8	21
Dudley	4	24	2	4	.500	0	0	---	1	2	.500	4	2	6	2	3	0	0	0	5	1.3	2
Curry	2	17	1	4	.250	0	1	.000	0	0	---	1	0	1	2	1	0	0	1	2	1.0	2
Hubbard	3	21	1	6	.167	0	0	---	0	1	.000	1	2	3	0	1	0	0	0	2	0.7	2
Cavaliers	5	1200	200	403	.496	5	24	.208	97	132	.735	60	142	202	119	97	1	29	32	502	100.4	110
Opponents	5	1200	210	453	.464	0	10	.000	90	104	.865	84	139	223	125	122	3	40	21	510	102.0	107

# 1989 PLAYOFF RESULTS

## Eastern Conference First Round

Date	Site	W/L	Cle	Chi	Series	Attendance
April 28	Cleveland	L	88	95	0-1	19,312
April 30	Cleveland	W	96	88	1-1	20,273
May 3	Chicago	L	94	101	1-2	17,721
May 5	Chicago	W	108	105	OT 2-2	18,264
May 7	Cleveland	L	100	101	2-3	20,273

PLAYER	G	MIN	Field Goals			3-Point FG			Free Throws			Rebounds			AST	PF	DQ	STL	BLK	PTS	AVG	HI
			FGM	FGA	PCT	FGM	FGA	PCT	FTM	FTA	PCT	OFF	DEF	REB								
Harper	5	189	39	69	.565	0	2	.000	20	26	.769	7	14	21	20	20	1	11	4	98	19.6	31
Nance	5	195	38	69	.551	0	0	---	21	32	.656	16	23	39	16	12	0	3	12	97	19.4	27
Price	4	158	22	57	.386	6	16	.375	14	15	.933	4	9	13	22	3	0	3	0	64	16.0	24
Ehlo	4	97	17	39	.436	5	13	.385	9	11	.818	2	4	6	13	10	0	3	1	48	12.0	24
Daugherty	5	167	17	47	.362	0	1	.000	21	35	.600	12	34	46	12	18	0	6	5	55	11.0	17
Williams	5	161	21	45	.467	0	0	---	13	18	.722	7	27	34	10	12	0	2	7	55	11.0	22
Sanders	5	87	15	30	.500	0	0	---	3	5	.600	6	10	16	4	11	0	2	1	33	6.6	14
Valentine	5	80	7	20	.350	0	0	---	7	8	.875	3	4	7	16	7	0	5	0	21	4.2	8
Rollins	5	74	6	8	.750	0	0	---	3	5	.600	5	11	16	1	10	0	3	7	15	3.0	9
Dudley	1	4	0	1	.000	0	0	---	0	0	---	0	0	0	0	1	0	0	0	0	0.0	0
Hubbard	1	1	0	0	---	0	0	---	0	0	---	0	0	0	0	0	0	0	0	0	0.0	0
Keys	1	12	0	3	.000	0	1	.000	0	0	---	0	3	3	1	1	0	0	0	0	0.0	0
Cavaliers	5	1225	182	388	.469	11	33	.333	111	155	.716	62	139	201	115	105	1	38	37	486	97.2	108
Opponents	5	1225	188	414	.454	22	53	.415	92	124	.742	67	149	216	121	133	3	46	18	490	98.0	105

# 1990 PLAYOFF RESULTS

## Eastern Conference First Round

Date	Site	W/L	Cle	Phi	Series	Attendance
April 26	Philadelphia	L	106	111	0-1	15,319
April 28	Philadelphia	L	101	107	0-2	18,168
May 1	Cleveland	W	122	95	1-2	16,317
May 3	Cleveland	W	108	96	2-2	17,106
May 5	Philadelphia	L	97	113	2-3	18,168

PLAYER	G	MIN	Field Goals			3-Point FG			Free Throws			Rebounds			AST	PF	DQ	STL	BLK	PTS	AVG	HI
			FGM	FGA	PCT	FGM	FGA	PCT	FTM	FTA	PCT	OFF	DEF	REB								
Daugherty	5	186	41	70	.586	0	0	---	32	46	.696	4	44	48	20	12	0	2	4	114	22.8	34
Price	5	192	32	61	.525	6	17	.353	30	30	1.000	0	14	14	44	9	0	9	1	100	20.0	27
Williams	5	174	39	70	.557	0	0	---	17	22	.773	14	32	46	11	23	1	2	5	95	19.0	23
Ehlo	5	196	26	62	.419	5	15	.333	12	19	.632	7	25	32	32	18	0	6	0	69	13.8	25
Nance	5	159	26	45	.578	0	0	---	9	12	.750	4	20	24	12	20	0	3	10	61	12.2	20
Bennett	5	135	23	47	.489	0	0	---	4	6	.667	14	7	21	5	11	0	3	1	50	10.0	22
Chievous	3	28	6	10	.600	0	0	---	7	9	.778	2	1	3	2	2	0	1	0	19	6.3	13
Morton	2	9	2	5	.400	0	0	---	2	2	1.000	0	0	0	0	1	0	0	0	6	3.0	6
Rollins	3	38	1	3	.333	0	0	---	6	8	.750	0	8	8	1	7	0	2	1	8	2.7	4
Kerr	5	73	4	14	.286	0	3	.000	0	0	---	1	5	6	10	6	0	4	0	8	1.6	4
Mokeski	3	10	1	2	.500	0	0	---	2	2	1.000	0	2	2	0	2	0	1	1	4	1.3	2
Cavaliers	5	1200	201	389	.517	11	35	.314	121	156	.776	46	158	204	137	111	1	33	23	534	106.8	122
Opponents	5	1200	194	420	.462	15	41	.366	119	154	.773	69	137	206	108	111	0	38	28	522	104.4	113

# 1992 PLAYOFF RESULTS

## Eastern Conference First Round

Date	Site	W/L	Cle	NJ	Series	Attendance
April 23	Cleveland	W	120	113	1-0	16,512
April 25	Cleveland	W	118	96	2-0	20,273
April 28	New Jersey	L	104	109	2-1	15,258
April 30	New Jersey	W	98	89	3-1	13,071

## Eastern Conference Semifinals

Date	Site	W/L	Cle	Bos	Series	Attendance
May 2	Cleveland	W	101	76	1-0	17,496
May 4	Cleveland	L	98	104	1-1	20,273
May 8	Boston	L	107	110	1-2	14,890
May 10	Boston	W	114	112	2-2	14,890
May 13	Cleveland	W	114	98	3-2	20,273
May 15	Boston	L	91	122	3-3	14,890
May 17	Cleveland	W	122	104	4-3	20,273

## Eastern Conference Finals

Date	Site	W/L	Cle	Chi	Series	Attendance
May 19	Chicago	L	89	103	0-1	18,676
May 21	Chicago	W	107	81	1-1	18,676
May 23	Cleveland	L	96	105	1-2	20,273
May 25	Cleveland	W	99	85	2-2	20,273
May 27	Chicago	L	89	112	2-3	18,676
May 29	Cleveland	L	94	99	2-4	20,273

PLAYER	G	MIN	Field Goals			3-Point FG			Free Throws			Rebounds			AST	PF	DQ	STL	BLK	PTS	AVG	HI
			FGM	FGA	PCT	FGM	FGA	PCT	FTM	FTA	PCT	OFF	DEF	REB								
Daugherty	17	687	124	235	.528	0	1	.000	118	145	.814	37	137	174	58	47	0	11	17	366	21.5	40
Price	17	603	118	238	.496	25	69	.362	66	73	.904	10	32	42	128	34	0	24	4	327	19.2	35
Nance	17	681	124	251	.494	0	1	.000	58	70	.829	45	112	157	43	56	1	14	46	306	18.0	32
Williams	17	567	84	154	.545	0	0	---	87	109	.798	50	80	130	42	58	2	24	17	255	15.0	20
Ehlo	17	552	63	152	.414	21	51	.412	16	21	.762	22	55	77	77	40	0	21	5	163	9.6	21
Sanders	17	418	56	115	.487	1	3	.333	17	21	.810	20	35	55	37	62	0	15	12	130	7.6	17
Battle	15	202	34	82	.415	0	2	.000	21	23	.913	4	8	12	15	11	0	5	1	89	5.9	14
Brandon	12	157	22	55	.400	0	3	.000	3	4	.750	4	18	22	15	17	0	3	1	47	3.9	6
Kerr	12	149	18	41	.439	3	11	.273	5	5	1.000	1	5	6	10	12	0	5	0	44	3.7	9
Phills	5	12	4	9	.444	0	1	.000	3	4	---	2	4	6	5	1	0	1	0	11	2.2	4
Ferry	9	55	7	15	.467	1	3	.333	4	4	---	7	9	16	1	7	0	1	1	19	2.1	8
James	8	22	1	10	.100	0	3	.000	2	4	.500	1	1	2	2	2	0	1	0	4	0.5	4
Cavaliers	17	4105	655	1357	.483	51	148	.345	400	483	.828	203	496	699	448	347	3	125	104	1761	103.6	122
Opponents	17	4105	710	1496	.475	26	94	.277	272	361	.753	246	456	702	407	395	4	143	109	1718	101.1	122

# 1993 PLAYOFF RESULTS

## Eastern Conference First Round

Date	Site	W/L	Cle	NJ	Series	Attendance
April 29	Cleveland	W	114	98	1-0	18,339
May 1	Cleveland	L	99	101	1-1	20,273
May 5	New Jersey	W	93	84	2-1	16,453
May 7	New Jersey	L	79	96	2-2	15,238
May 9	Cleveland	W	99	89	3-2	17,388

## Eastern Conference Semifinals

Date	Site	W/L	Cle	Chi	Series	Attendance
May 11	Chicago	L	84	91	0-1	18,676
May 13	Chicago	L	85	104	0-2	18,676
May 15	Cleveland	L	90	96	0-3	20,273
May 17	Cleveland	L	101	103	0-4	20,273

PLAYER	G	MIN	Field Goals			3-Point FG			Free Throws			Rebounds			AST	PF	DQ	STL	BLK	PTS	AVG	HI
			FGM	FGA	PCT	FGM	FGA	PCT	FTM	FTA	PCT	OFF	DEF	REB								
Daugherty	9	356	64	115	.557	0	0	---	40	50	.800	26	79	105	31	25	1	6	7	168	18.7	29
Nance	9	329	61	108	.565	0	0	---	23	30	.767	35	39	74	21	33	1	8	14	145	16.1	24
Price	9	288	43	97	.443	8	26	.308	23	24	.958	1	18	19	55	13	0	15	0	117	13.0	18
Ehlo	9	289	38	91	.418	10	26	.385	12	15	.800	10	21	31	25	19	0	12	4	98	10.9	22
Wilkins	9	236	38	87	.437	4	12	.333	13	17	.765	6	10	16	24	16	0	9	2	93	10.3	22
Williams	9	237	30	75	.400	0	0	---	21	28	.750	12	29	41	17	26	1	5	14	81	9.0	16
Brandon	8	132	20	46	.435	2	5	.400	9	9	1.000	4	13	17	17	6	0	7	3	51	6.4	13
Sanders	8	145	20	48	.417	0	2	.000	6	10	.600	8	10	18	10	17	0	8	1	46	5.8	12
Ferry	8	118	13	34	.382	4	9	.444	9	10	.900	4	21	25	14	14	0	4	3	39	4.9	10
Phills	2	9	1	3	.333	0	0	---	2	2	1.000	0	0	0	0	0	0	0	0	4	2.0	4
Guidinger	4	15	1	3	.333	0	0	---	0	2	.000	1	0	1	0	1	0	0	1	2	0.5	2
Battle	1	6	0	1	.000	0	0	---	0	0	---	0	0	1	1	2	0	0	0	0	0.0	0
Cavaliers	9	2160	329	708	.465	28	80	.350	158	197	.802	107	241	348	215	172	3	74	49	844	93.8	114
Opponents	9	2160	349	717	.487	22	65	.338	142	184	.772	107	247	354	200	193	0	78	46	862	95.8	104

# 1994 PLAYOFF RESULTS

## Eastern Conference First Round

Date	Site	W/L	Cle	Chi	Series	Attendance
April 29	Chicago	L	96	104	0-1	18,676
May 1	Chicago	L	96	105	0-2	18,676
May 3	Cleveland	L	92	95	OT 0-3	17,778

PLAYER	G	MIN	Field Goals			3-Point FG			Free Throws			Rebounds			AST	PF	DQ	STL	BLK	PTS	AVG	HI
			FGM	FGA	PCT	FGM	FGA	PCT	FTM	FTA	PCT	OFF	DEF	REB								
Wilkins	3	126	20	45	.444	7	16	.438	14	16	.875	3	10	13	10	6	0	3	0	61	20.3	28
Mills	3	112	19	38	.500	4	5	.800	9	11	.818	10	13	23	8	9	0	7	1	51	17.0	25
Price	3	102	15	43	.349	2	9	.222	13	14	.929	1	5	6	14	6	0	4	0	45	15.0	22
Hill	3	123	11	27	.407	0	0	---	20	37	.541	14	17	31	4	14	1	1	1	42	14.0	16
Brandon	3	56	12	19	.632	0	0	---	2	3	.667	1	3	4	5	1	0	1	0	26	8.7	11
Kempton	3	89	10	25	.400	0	0	---	6	6	1.000	10	6	16	8	9	0	3	0	26	8.7	16
Phills	3	68	9	24	.375	1	1	1.000	1	2	.500	5	9	14	7	11	0	2	0	20	6.7	11
Higgins	3	57	4	11	.364	2	7	.286	1	2	.500	2	2	4	4	10	0	1	1	11	3.7	5
Battle	1	8	1	1	1.000	0	0	---	0	0	---	0	2	2	0	0	0	0	0	2	2.0	2
Ferry	1	4	0	0	---	0	0	---	0	0	---	0	0	0	1	1	0	0	0	0	0.0	0
Cavaliers	3	745	101	233	.433	16	38	.421	66	91	.725	46	67	113	61	67	1	22	3	284	94.7	96
Opponents	3	745	115	228	.504	9	23	.391	65	86	.756	42	82	124	68	74	0	24	20	304	101.3	105

# 1995 PLAYOFF RESULTS

## Eastern Conference First Round

Date	Site	W/L	Cle	NY	Series	Attendance
April 27	New York	L	79	103	0-1	19,763
April 29	New York	W	90	84	1-1	19,763
May 1	Cleveland	L	81	83	1-2	19,352
May 4	Cleveland	L	80	93	1-3	18,575

PLAYER	G	MIN	Field Goals			3-Point FG			Free Throws			Rebounds			AST	PF	DQ	STL	BLK	PTS	AVG	HI
			FGM	FGA	PCT	FGM	FGA	PCT	FTM	FTA	PCT	OFF	DEF	REB								
Price	4	143	12	40	.300	4	17	.235	32	33	.970	2	10	12	26	5	0	6	0	60	15.0	21
Phills	4	146	19	43	.442	4	7	.571	15	20	.750	3	9	12	6	8	0	9	0	57	14.3	21
Mills	4	139	20	37	.541	8	14	.571	5	5	1.000	2	14	16	11	18	1	3	2	53	13.3	21
Ferry	4	67	13	25	.520	8	15	.533	4	6	.667	0	3	3	6	9	0	2	0	38	9.5	20
Hill	4	139	9	29	.310	0	1	.000	16	25	.640	8	15	23	3	18	1	7	1	34	8.5	13
Williams	4	144	12	42	.286	0	1	.000	3	8	.375	3	22	25	11	11	0	9	3	27	6.8	10
Roberts	1	7	3	4	.750	0	0	---	0	2	.000	1	1	2	0	0	0	0	0	6	6.0	6
Campbell	4	37	6	14	.429	1	2	.500	10	12	.833	1	1	2	1	3	0	1	1	23	5.8	13
Cage	4	81	8	18	.444	0	1	.000	0	2	.000	8	10	18	3	9	0	2	4	16	4.0	8
Colter	4	43	5	10	.500	0	1	.000	2	4	.500	1	0	1	2	2	0	1	0	12	3.0	5
Battle	2	7	2	3	.667	0	1	.000	0	0	---	0	0	0	1	1	0	0	0	4	2.0	4
Dreiling	1	7	0	2	.000	0	0	---	0	0	---	0	1	1	0	2	0	0	0	0	0.0	0
Cavaliers	4	960	109	267	.408	25	60	.417	87	117	.744	29	86	115	70	86	2	40	11	330	82.5	90
Opponents	4	960	136	262	.519	26	67	.388	65	91	.714	35	121	156	95	105	0	27	27	363	90.8	103

# 1996 PLAYOFF RESULTS

## Eastern Conference First Round

Date	Site	W/L	Cle	NY	Series	Attendance
April 25	Cleveland	L	83	106	0-1	16,419
April 27	Cleveland	L	80	84	0-2	17,232
May 1	New York	L	76	81	0-3	19,763

PLAYER	G	MIN	Field Goals			3-Point FG			Free Throws			Rebounds			AST	PF	DQ	STL	BLK	PTS	AVG	HI
			FGM	FGA	PCT	FGM	FGA	PCT	FTM	FTA	PCT	OFF	DEF	REB								
Brandon	3	125	21	47	.447	3	9	.333	13	15	.867	1	8	9	24	10	0	4	1	58	19.3	21
Majerle	3	91	16	36	.444	10	23	.435	8	9	.889	2	10	12	9	6	0	4	2	50	16.7	23
Ferry	3	117	14	41	.341	1	16	.063	0	0	---	1	14	15	9	13	1	3	2	29	9.7	12
Phills	3	96	13	35	.371	2	10	.200	1	4	.250	5	9	14	6	4	0	2	1	29	9.7	11
Hill	3	53	9	12	.750	0	0	---	7	9	.778	7	8	15	0	11	1	0	0	25	8.3	13
Mills	3	105	11	33	.333	0	5	.000	1	1	1.000	5	11	16	5	10	0	2	2	23	7.7	10
Cage	3	101	8	14	.571	0	0	---	3	5	.600	13	15	28	2	5	0	2	5	19	6.3	10
Sura	3	18	2	3	.667	0	0	---	0	0	---	0	1	1	3	4	0	1	0	4	1.3	4
Crotty	2	9	0	0	---	0	0	---	2	2	1.000	1	0	1	1	0	0	1	1	2	1.0	2
Amaechi	1	2	0	1	.000	0	0	---	0	0	---	0	0	0	0	0	0	0	0	0	0.0	0
Lang	1	2	0	0	---	0	0	---	0	0	---	0	0	0	0	0	0	0	0	0	0.0	0
Marshall	1	1	0	0	---	0	0	---	0	0	---	0	0	0	0	0	0	0	0	0	0.0	0
Cavaliers	3	720	94	222	.423	16	63	.254	35	45	.778	35	76	111	59	63	2	19	14	239	79.7	83
Opponents	3	720	100	201	.498	30	51	.588	41	66	.621	24	84	108	76	51	1	17	15	271	90.3	106

# 1998 PLAYOFF RESULTS

## Eastern Conference First Round

Date	Site	W/L	Cle	Ind	Series	Attendance
April 23	Indiana	L	77	106	0-1	16,644
April 25	Indiana	L	86	92	0-2	16,617
April 27	Cleveland	W	86	77	1-2	17,495
April 30	Cleveland	L	74	80	1-3	18,188

PLAYER	G	MIN	Field Goals			3-Point FG			Free Throws			Rebounds			AST	PF	DQ	STL	BLK	PTS	AVG	HI
			FGM	FGA	PCT	FGM	FGA	PCT	FTM	FTA	PCT	OFF	DEF	REB								
Kemp	4	152	33	71	.465	0	0	---	38	45	.844	16	25	41	8	12	0	5	4	104	26.0	31
Ilgaukas	4	147	28	49	.571	0	0	---	13	25	.520	14	16	30	2	22	2	2	5	69	17.3	25
Anderson	4	103	10	22	.455	0	0	---	23	26	.885	0	9	9	11	10	0	5	1	43	10.8	18
Person	4	136	11	29	.379	7	19	.368	3	4	.750	2	7	9	10	5	0	3	0	32	8.0	15
Henderson	4	157	11	28	.393	0	1	.000	8	13	.615	4	13	17	11	14	0	6	0	30	7.5	9
Knight	4	132	6	21	.286	0	0	---	6	10	.600	0	16	16	23	16	1	10	1	18	4.5	11
Potapenko	4	70	6	15	.400	0	0	---	5	10	.500	3	8	11	3	8	0	2	0	17	4.3	8
Brooks	1	8	0	1	.000	0	0	---	2	2	1.000	0	0	0	2	1	0	0	0	2	2.0	2
Scott	1	3	1	2	.500	0	0	---	0	0	---	0	0	0	0	0	0	0	1	2	2.0	2
Thomas	1	11	0	1	.000	0	0	---	2	3	.667	1	0	1	0	2	0	0	0	2	2.0	2
Sura	3	31	1	5	.200	0	2	.000	2	3	.667	0	3	3	4	4	0	1	0	4	1.3	4
Ferry	3	10	0	2	.000	0	2	.000	0	0	---	0	1	1	0	1	0	0	0	0	0.0	0
Cavaliers	4	960	107	246	.435	7	24	.292	102	141	.723	40	98	138	74	95	3	34	12	323	80.8	86
Opponents	4	960	131	276	.475	22	59	.373	71	91	.780	34	92	126	90	111	3	36	31	355	88.8	106

# 2006 PLAYOFF RESULTS

## Eastern Conference First Round

Date	Site	W/L	Cle	Was	Series	Attendance
April 22	Cleveland	W	97	86	1-0	20,562
April 25	Cleveland	L	84	89	1-1	20,562
April 28	Washington	W	97	96	2-1	20,173
April 30	Washington	L	96	106	2-2	20,173
May 3	Cleveland	W	121	120	OT 3-2	20,562
May 5	Washington	W	114	113	OT 4-2	20,173

## Eastern Conference Semifinals

Date	Site	W/L	Cle	Det	Series	Attendance
May 7	Detroit	L	86	113	0-1	22,076
May 9	Detroit	L	91	97	0-2	22,076
May 13	Cleveland	W	86	77	1-2	20,562
May 15	Cleveland	W	74	72	2-2	20,562
May 17	Detroit	W	86	84	3-2	22,076
May 19	Cleveland	L	82	84	3-3	20,562
May 21	Detroit	L	61	79	3-4	22,076

PLAYER	G	MIN	Field Goals			3-Point FG			Free Throws			Rebounds			AST	PF	DQ	STL	BLK	PTS	AVG	HI
			FGM	FGA	PCT	FGM	FGA	PCT	FTM	FTA	PCT	OFF	DEF	REB								
James	13	604	146	307	.476	21	63	.333	87	118	.737	22	83	105	76	44	0	18	9	400	30.8	45
Hughes	9	336	36	113	.319	5	18	.278	23	31	.742	9	18	27	36	34	2	20	1	100	11.1	24
Ilgaukas	13	354	54	119	.454	0	0	---	27	36	.750	33	49	82	10	46	3	5	27	135	10.4	16
Marshall	13	345	45	104	.433	18	46	.391	15	17	.882	24	49	73	8	24	0	7	9	123	9.5	28
Gooden	13	282	45	85	.529	0	0	---	17	18	.944	31	67	98	8	40	1	3	2	107	8.2	24
Murray	13	399	37	112	.330	5	24	.208	26	32	.813	11	31	42	21	27	0	9	2	105	8.1	21
Varejao	13	238	31	50	.620	0	0	---	26	37	.703	18	40	58	3	50	2	9	2	88	6.8	16
Snow	13	408	32	76	.421	0	1	.000	22	29	.759	10	33	43	36	36	0	11	3	86	6.6	18
Jones	13	181	8	26	.308	5	18	.278	3	4	.750	2	14	16	12	17	0	2	0	24	1.8	8
Newble	5	11	3	3	1.000	1	1	1.000	0	0	---	1	1	2	0	1	0	1	0	7	1.4	7
Henderson	2	9	0	2	.000	0	0	---	0	0	---	1	1	2	0	1	0	0	0	0	0.0	0
Pavlovic	3	4	0	2	.000	0	1	.000	0	0	---	0	1	1	0	0	0	0	0	0	0.0	0
Cavaliers	13	3170	437	999	.437	55	172	.320	246	322	.764	162	387	549	210	320	8	85	55	1175	90.4	121
Opponents	13	3170	427	978	.437	84	232	.362	278	387	.718	150	366	516	225	273	5	87	70	1216	93.5	120



# 2007 PLAYOFF RESULTS

## Eastern Conference First Round

Date	Site	W/L	Cle	Was	Series	Attendance
April 22	Cleveland	W	97	82	1-0	20,562
April 25	Cleveland	W	109	102	2-0	20,562
April 28	Washington	W	98	92	3-0	20,173
April 30	Washington	W	97	90	4-0	20,173

## Eastern Conference Semifinals

Date	Site	W/L	Cle	NJ	Series	Attendance
May 6	Cleveland	W	81	77	1-0	20,562
May 8	Cleveland	W	102	92	2-0	20,562
May 12	New Jersey	L	85	96	2-1	20,032
May 14	New Jersey	W	87	85	3-1	20,032
May 16	Cleveland	L	72	83	3-2	20,562
May 18	New Jersey	W	88	72	4-2	20,032

## Eastern Conference Finals

Date	Site	W/L	Cle	Det	Series	Attendance
May 21	Detroit	L	76	79	0-1	22,076
May 24	Detroit	L	76	79	0-2	22,076
May 27	Cleveland	W	88	82	1-2	20,562
May 29	Cleveland	W	91	87	2-2	20,562
May 31	Detroit	W	109	107	2OT 3-2	22,076
June 2	Cleveland	W	98	82	4-2	20,562

## NBA Finals

Date	Site	W/L	Cle	SAS	Series	Attendance
June 7	San Antonio	L	76	85	0-1	18,797
June 10	San Antonio	L	92	103	0-2	18,797
June 12	Cleveland	L	72	75	0-3	20,562
June 14	Cleveland	L	82	83	0-4	20,562

PLAYER	G	MIN	Field Goals			3-Point FG			Free Throws			Rebounds			AST	PF	DQ	STL	BLK	PTS	AVG	HI
			FGM	FGA	PCT	FGM	FGA	PCT	FTM	FTA	PCT	OFF	DEF	TOT								
James	20	893	166	399	.416	21	75	.280	148	196	.755	26	135	161	159	40	0	34	10	501	25.1	48
Ilgaukas	20	649	97	197	.492	0	0	---	57	68	.838	66	127	193	17	60	1	9	16	251	12.6	24
Gooden	20	605	99	201	.493	0	2	.000	30	39	.769	49	111	160	20	62	2	10	9	228	11.4	24
Hughes	18	639	69	199	.347	19	54	.352	47	63	.746	9	62	71	44	35	0	25	8	204	11.3	27
Pavlovic	20	616	72	189	.381	20	58	.345	19	36	.528	13	38	51	32	64	0	19	5	183	9.2	17
Gibson	20	402	50	116	.431	27	66	.409	38	43	.884	9	23	32	21	34	1	12	4	165	8.3	31
Varejao	20	447	46	90	.511	0	4	.000	27	48	.563	46	73	119	11	53	0	21	11	119	6.0	14
Marshall	19	204	23	69	.333	14	45	.311	7	11	.636	12	29	41	5	30	0	3	4	67	3.5	18
Da Jones	11	139	8	26	.308	7	22	.318	3	3	1.000	1	8	9	11	10	0	0	0	26	2.4	9
Snow	19	244	12	38	.316	0	3	.000	8	14	.571	7	21	28	29	22	0	11	2	32	1.7	5
Brown	1	1	0	0	---	0	0	---	0	0	---	0	0	0	0	0	0	0	0	0	0.0	0
Newble	6	10	0	2	.000	0	2	.000	0	0	---	0	1	1	1	3	0	0	0	0	0.0	0
Pollard	3	3	0	0	---	0	0	---	0	0	---	0	0	0	1	1	0	0	0	0	0.0	0
Cavaliers	20	4850	642	1526	.421	108	331	.326	384	521	.737	238	628	866	350	414	4	144	69	1776	88.8	109
Opponents	20	4850	634	1492	.425	117	353	.331	348	479	.727	192	593	785	363	419	4	122	76	1733	86.7	107

# 2008 PLAYOFF RESULTS

## Eastern Conference First Round

Date	Site	W/L	Cle	Was	Series	Attendance
April 19	Cleveland	W	93	86	1-0	20,562
April 21	Cleveland	W	116	86	2-0	20,562
April 24	Washington	L	72	108	2-1	20,173
April 27	Washington	W	100	97	3-1	20,173
April 30	Cleveland	L	87	88	3-2	20,562
May 2	Washington	W	105	88	4-2	20,173

## Eastern Conference Semifinals

Date	Site	W/L	Cle	Bos	Series	Attendance
May 6	Boston	L	72	76	0-1	18,624
May 8	Boston	L	73	89	0-2	18,624
May 10	Cleveland	W	108	84	1-2	20,562
May 12	Cleveland	W	88	77	2-2	20,562
May 14	Boston	L	89	96	2-3	18,624
May 16	Cleveland	W	74	69	3-3	20,562
May 18	Boston	L	92	97	3-4	18,624

PLAYER	G	GS	MIN	Field Goals			3-Point FG			Free Throws			Rebounds			AST	PF	DQ	STL	TO	BLK	PTS	AVG	HI
				FGM	FGA	PCT	FGM	FGA	PCT	FTM	FTA	PCT	OFF	DEF	TOT									
James	13	13	552	113	275	.411	18	70	.257	122	167	.731	16	86	102	99	33	0	23	54	17	366	28.2	45
Ilgaukas	13	13	393	67	140	.479	0	0	---	36	44	.818	33	65	98	21	35	0	5	21	14	170	13.1	22
West	13	13	453	44	110	.400	18	42	.429	35	41	.854	8	35	43	54	40	0	15	32	6	141	10.8	21
Szczerbinski	13	13	374	47	125	.376	20	62	.323	26	28	.929	4	19	23	19	32	0	2	10	1	140	10.8	26
Gibson	11	0	284	35	78	.449	19	42	.452	10	14	.714	4	15	19	27	18	0	7	15	2	99	9.0	22
Smith	13	0	263	36	74	.486	0	1	.000	14	22	.636	20	40	60	6	41	1	5	6	7	86	6.6	17
D. Brown	8	0	92	9	34	.265	5	17	.294	10	15	.667	8	11	19	9	10	0	2	9	0	33	4.1	10
Varejao	13	0	240	22	54	.407	0	0	---	9	21	.429	20	47	67	9	30	0	8	9	1	53	4.1	12
Pavlovic	8	0	111	10	26	.385	4	9	.444	4	6	.667	6	4	10	1	17	0	2	2	0	28	3.5	7
Wallace	13	13	304	17	33	.515	0	0	---	7	20	.350	32	52	84	15	26	0	8	7	14	41	3.2	9
Da Jones	5	0	26	2	10	.200	2	7	.286	0	0	---	0	0	0	1	1	0	0	1	0	6	1.2	3
Thomas	3	0	8	1	2	.500	1	2	.500	0	0	---	0	1	1	1	0	0	1	0	0	3	1.0	3
Dw. Jones	5	0	20	1	2	.500	0	0	---	1	2	.500	2	4	6	0	4	0	0	1	1	3	0.6	2
Cavaliers	13	---	3120	404	963	.420	87	252	.345	274	380	.721	153	379	532	262	287	1	78	180	63	1169	89.9	116
Opponents	13	---	3120	403	947	.426	65	219	.297	270	350	.771	125	372	497	230	305	2	89	171	55	1141	87.8	108

# 2009 PLAYOFF RESULTS

## Eastern Conference First Round

Date	Site	W/L	Cle	Det	Series	Attendance
April 18	Cleveland	W	102	84	1-0	20,562
April 21	Cleveland	W	94	82	2-0	20,562
April 24	Detroit	W	79	68	3-0	22,076
April 26	Detroit	W	99	78	4-0	22,076

## Eastern Conference Semifinals

Date	Site	W/L	Cle	Atl	Series	Attendance
May 5	Cleveland	W	99	72	1-0	20,562
May 7	Cleveland	W	105	85	2-0	20,562
May 9	Atlanta	W	97	82	3-0	20,143
May 11	Atlanta	W	84	74	4-0	19,241

## Eastern Conference Finals

Date	Site	W/L	Cle	Orl	Series	Attendance
May 20	Cleveland	L	106	107	0-1	20,562
May 22	Cleveland	W	96	95	1-1	20,562
May 24	Orlando	L	89	99	1-2	17,461
May 26	Orlando	L	114	116	OT 1-3	17,461
May 28	Cleveland	W	112	102	2-3	20,562
May 30	Orlando	L	90	103	2-4	17,461

PLAYER	G	GS	MIN	Field Goals			3-Point FG			Free Throws			Rebounds			AST	PF	DQ	STL	TO	BLK	PTS	AVG	HI
				FG	FGA	PCT	FG	FGA	PCT	FT	FTA	PCT	OFF	DEF	TOT									
James	14	14	580	159	312	.510	27	81	.333	149	199	.749	19	109	128	102	30	0	23	38	12	494	35.3	49
M. Williams	14	14	541	80	196	.408	35	94	.372	33	43	.767	9	36	45	58	43	0	10	30	1	228	16.3	24
West	14	14	591	73	157	.465	12	36	.333	35	42	.833	6	43	49	58	28	0	19	34	7	193	13.8	22
Ilgaukas	14	14	407	62	138	.449	2	13	.154	21	33	.636	27	82	109	17	47	2	5	9	13	147	10.5	16
Varejao	14	14	420	41	82	.500	0	0	—	15	22	.682	41	49	90	8	49	3	18	15	16	97	6.9	14
Smith	13	0	218	23	50	.460	3	5	.600	23	29	.793	10	38	48	3	25	0	6	7	7	72	5.5	19
Szczecinski	12	0	154	16	36	.444	2	12	.167	9	11	.818	8	20	28	7	19	0	2	9	1	43	3.6	17
Gibson	14	0	172	13	40	.325	10	28	.357	11	11	1.000	1	6	7	6	18	0	1	7	3	47	3.4	11
Pavlovic	11	0	91	10	20	.500	2	8	.250	1	3	.333	1	14	15	4	9	0	4	3	0	23	2.1	9
Wallace	14	0	176	8	13	.615	0	0	—	0	6	0.000	18	20	38	4	13	0	4	3	4	16	1.1	4
Kinsey	9	0	11	1	3	.333	0	0	—	2	2	1.000	1	1	2	0	2	0	1	1	0	4	0.4	2
Jackson	5	0	25	1	5	.200	0	0	—	0	2	.000	0	5	5	1	5	0	0	1	0	2	0.4	2
Cavaliers	14	—	3385	487	1052	.463	93	277	.336	299	403	.742	141	423	564	268	288	5	93	173	64	1366	97.6	114
Opponents	14	—	3385	454	1048	.433	98	268	.366	241	320	.753	117	369	486	250	317	3	87	170	46	1247	89.1	116

# 2010 PLAYOFF RESULTS

## Eastern Conference First Round

Date	Site	W/L	Cle	Chi	Series	Attendance
April 17	Cleveland	W	96	83	1-0	20,562
April 19	Cleveland	W	112	102	2-0	20,562
April 22	Chicago	L	106	108	2-1	22,991
April 25	Chicago	W	121	98	3-1	23,058
April 27	Cleveland	W	96	94	4-1	20,562

## Eastern Conference Semifinals

Date	Site	W/L	Cle	Bos	Series	Attendance
May 1	Cleveland	W	101	93	1-0	20,562
May 3	Cleveland	L	86	104	1-1	20,562
May 7	Boston	W	124	95	2-1	18,624
May 9	Boston	L	87	97	2-2	18,624
May 11	Cleveland	L	88	120	2-3	20,562
May 13	Boston	L	85	94	2-4	18,624

PLAYER	G	MIN	Field Goals			3-Point FG			Free Throws			Rebounds			AST	PF	DQ	STL	BLK	PTS	AVG	HI
			FGM	FGA	PCT	FGM	FGA	PCT	FTM	FTA	PCT	OFF	DEF	REB								
James	11	460	106	211	.502	20	50	.400	88	120	.733	15	87	102	84	23	0	19	20	320	29.1	40
Jamison	11	375	64	137	.467	10	39	.256	30	41	.732	16	65	81	14	38	0	7	11	168	15.3	25
M. Williams	11	411	52	127	.409	17	52	.327	37	46	.804	3	31	34	59	35	0	6	2	158	14.4	22
O'Neal	11	243	48	93	.516	0	0	—	31	47	.660	21	40	61	15	41	0	2	13	127	11.5	21
Parker	11	331	30	64	.469	20	44	.455	11	15	.733	1	25	26	14	16	0	9	3	91	8.3	14
West	11	269	28	67	.418	3	19	.158	15	16	.938	6	15	21	29	16	0	9	3	74	6.7	16
Varejao	11	255	20	48	.417	0	1	.000	23	31	.742	22	49	71	7	38	1	11	9	63	5.7	8
Hickson	11	79	14	22	.636	0	0	—	11	16	.688	1	8	9	1	9	0	0	0	39	3.5	13
Moon	11	113	14	24	.583	8	16	.500	2	3	.667	2	14	16	5	8	0	4	5	38	3.5	12
Ilgaukas	7	69	5	13	.385	0	0	—	2	3	.667	7	4	11	3	10	0	0	7	12	1.7	5
Powe	3	9	1	4	.250	0	0	—	3	4	.750	1	1	2	0	3	0	0	0	5	1.7	4
Gibson	5	23	2	7	.286	1	4	.250	2	2	1.000	0	3	3	1	3	0	0	0	7	1.4	3
J. Williams	3	4	0	2	.000	0	2	—	0	0	—	0	0	0	0	1	0	0	0	0	0.0	0
Cavaliers	11	2640	384	819	.469	79	227	.348	255	344	.741	95	342	437	232	241	1	67	73	1102	100.2	124
Opponents	11	2640	412	905	.455	47	152	.309	217	289	.751	110	334	444	233	270	3	75	46	1088	98.9	120

# 2015 PLAYOFF RESULTS

## Eastern Conference First Round

Date	Site	W/L	Cle	Bos	Series	Attendance
April 19	Cleveland	W	113	100	1-0	20,562
April 21	Cleveland	W	99	91	2-0	20,562
April 23	Boston	W	103	95	3-0	18,624
April 26	Boston	W	101	93	4-0	18,624

## Eastern Conference Semifinals

Date	Site	W/L	Cle	Chi	Series	Attendance
May 4	Cleveland	L	92	99	0-1	20,562
May 6	Cleveland	W	106	91	1-1	20,562
May 8	Chicago	L	96	99	1-2	22,246
May 10	Chicago	W	86	84	2-2	22,256
May 12	Cleveland	W	106	101	3-2	20,562
May 14	Chicago	W	94	73	4-2	22,695

## Eastern Conference Finals

Date	Site	W/L	Cle	Atl	Series	Attendance
May 20	Atlanta	W	97	89	1-0	18,489
May 22	Atlanta	W	94	82	2-0	18,670
May 24	Cleveland	W	114	111	OT 3-0	20,562
May 26	Cleveland	W	118	88	4-0	20,562

## NBA Finals

Date	Site	W/L	Cle	GS	Series	Attendance
June 4	Golden State	L	100	108	OT 0-1	19,596
June 7	Golden State	W	95	93	OT 1-1	19,596
June 9	Cleveland	W	96	91	2-1	20,562
June 11	Cleveland	L	82	103	2-2	20,562
June 14	Golden State	L	91	104	2-3	19,596
June 16	Cleveland	L	97	105	2-4	20,562

PLAYER	G	MIN	Field Goals			3-Point FG			Free Throws			Rebounds			AST	PF	DQ	STL	BLK	PTS	AVG	HI
			FGM	FGA	PCT	FGM	FGA	PCT	FTM	FTA	PCT	OFF	DEF	REB								
James	20	844	227	544	.417	25	110	.227	122	167	.731	37	189	226	169	58	0	33	21	601	30.1	44
Iring	13	464	81	185	.438	27	60	.450	58	69	.841	10	37	47	50	29	0	17	11	247	19.0	30
Love	4	107	17	41	.415	9	21	.429	14	19	.737	6	22	28	10	12	0	1	2	57	14.3	23
Smith	18	560	83	206	.403	51	142	.359	14	20	.700	9	76	85	22	54	1	17	10	231	12.8	28
Mozgov	20	529	74	148	.500	0	0	---	64	81	.790	57	89	146	13	57	1	8	36	212	10.6	28
Thompson	20	727	72	129	.558	0	0	---	48	82	.585	88	128	216	9	50	0	5	24	192	9.6	19
Shumpert	20	695	59	164	.360	33	93	.355	30	40	.750	23	75	98	23	50	1	25	16	181	9.1	22
Dellavedova	20	497	47	136	.346	24	76	.316	25	32	.781	10	31	41	53	52	1	9	0	143	7.2	20
Jones	20	311	26	75	.347	22	64	.344	13	14	.929	1	28	29	9	42	0	8	3	87	4.4	17
Harris	6	16	2	6	.333	1	3	.333	3	4	.750	0	1	1	1	1	0	0	8	1.3	7	
Perkins	8	33	2	8	.250	0	0	---	6	10	.600	2	7	9	0	6	0	0	3	10	1.3	3
Miller	9	65	3	5	.600	3	5	.600	0	0	---	0	0	0	0	6	0	1	1	9	1.0	3
Marion	6	25	1	6	.167	0	0	---	0	0	---	2	4	6	1	1	0	2	0	2	0.3	2
Haywood	1	2	0	1	.000	0	0	---	0	0	---	0	0	0	0	0	0	0	0	0	0.0	0
Cavaliers	20	4875	694	1654	.420	195	574	.340	397	538	.738	245	697	942	360	418	4	126	127	1980	99.0	118
Opponents	20	4875	697	1662	.419	158	510	.310	348	457	.761	202	628	830	403	450	3	135	94	1900	95.0	111

# 2016 PLAYOFF RESULTS – NBA CHAMPIONS

## Eastern Conference First Round

Date	Site	W/L	Cle	Det	Series	Attendance
April 17	Cleveland	W	106	101	1-0	20,562
April 20	Cleveland	W	107	90	2-0	20,562
April 22	Detroit	W	101	91	3-0	21,584
April 24	Detroit	W	100	98	4-0	21,584

## Eastern Conference Semifinals

Date	Site	W/L	Cle	Atl	Series	Attendance
May 2	Cleveland	W	104	93	1-0	20,562
May 4	Cleveland	W	123	98	2-0	20,562
May 6	Atlanta	W	121	108	3-0	19,089
May 8	Atlanta	W	100	99	4-0	19,031

## Eastern Conference Finals

Date	Site	W/L	Cle	Tor	Series	Attendance
May 17	Cleveland	W	115	84	1-0	20,562
May 19	Cleveland	W	108	89	2-0	20,562
May 21	Toronto	L	84	99	2-1	20,207
May 23	Toronto	L	99	105	2-2	20,367
May 25	Cleveland	W	116	78	3-2	20,562
May 27	Toronto	W	113	87	4-2	20,605

## NBA Finals

Date	Site	W/L	Cle	GS	Series	Attendance
June 2	Golden State	L	89	104	0-1	19,596
June 5	Golden State	L	77	110	0-2	19,596
June 8	Cleveland	W	120	90	1-2	20,562
June 10	Cleveland	L	97	108	1-3	20,562
June 13	Golden State	W	112	97	2-3	19,596
June 16	Cleveland	W	115	101	3-3	20,562
June 19	Golden State	W	93	89	4-3	19,596

PLAYER	G	MIN	Field Goals			3-Point FG			Free Throws			Rebounds			AST	PF	DQ	STL	BLK	PTS	AVG	HI
			FGM	FGA	PCT	FGM	FGA	PCT	FTM	FTA	PCT	OFF	DEF	REB								
James	21	822	219	417	.525	32	94	.340	82	124	.661	42	158	200	160	54	0	49	27	552	26.3	41
Iring	21	774	201	423	.475	51	116	.440	77	88	.875	15	47	62	98	46	0	36	13	530	25.2	41
Love	20	613	92	239	.385	46	111	.414	63	75	.840	34	141	175	42	34	0	9	8	293	14.7	28
Smith	21	730	82	188	.436	65	151	.430	13	21	.619	7	60	67	29	55	0	26	5	242	11.5	23
Frye	17	237	41	69	.594	26	46	.565	6	7	.857	5	36	41	5	37	0	6	9	114	6.7	27
Thompson	21	622	49	93	.527	0	0	---	42	73	.575	86	102	188	15	55	0	8	18	140	6.7	15
Jefferson	21	381	44	84	.524	11	28	.393	15	20	.750	16	58	74	14	34	1	10	1	114	5.4	12
McRae	2	4	4	4	1.000	1	1	1.000	0	0	---	0	2	2	0	0	0	0	0	9	4.5	5
Dellavedova	20	241	26	74	.351	8	31	.258	18	24	.750	4	11	15	56	31	0	1	1	78	3.9	12
Shumpert	21	367	25	60	.417	13	34	.382	7	11	.636	10	37	47	17	36	0	10	3	70	3.3	10
Williams	13	68	8	28	.286	3	13	.231	1	2	.500	0	6	6	3	8	0	4	0	20	1.5	5
Mozgov	13	76	6	15	.400	0	0	---	3	4	.750	5	16	21	2	16	0	3	3	15	1.2	5
D. Jones	15	50	6	13	.462	1	3	.333	4	5	.800	0	7	7	2	3	0	1	1	17	1.1	5
J. Jones	12	55	2	10	.200	1	7	.143	1	4	.250	1	3	4	3	3	0	0	0	6	0.5	5
Cavaliers	21	5040	805	1717	.469	258	635	.406	332	458	.725	225	684	909	446	412	1	163	89	2200	104.8	123
Opponents	21	5040	742	1671	.444	220	623	.353	315	432	.729	182	616	798	432	441	1	132	94	2019	96.1	110



EASTERN CONFERENCE CHAMPIONS

2007 2015 2016 2017 2018



THE FIRST TITLE



2016 NBA FINALS | GAME SEVEN | TIME LEFT IN THE FOURTH QUARTER

01:50 THE BLOCK : 00:53 THE SHOT : 0:30 THE STOP

The Cavaliers won the 2016 NBA title after defeating the Golden State Warriors 4-3 and becoming the first team in Finals history to erase a 3-1 deficit. LeBron James earned Finals MVP honors and was the first-ever player to lead an entire playoff series in points (208), rebounds (79), assists (62), steals (18) and blocks (16).

# 2017 PLAYOFF RESULTS

## Eastern Conference First Round

Date	Site	W/L	Cle	Ind	Series	Attendance
April 15	Cleveland	W	109	108	1-0	20,562
April 17	Cleveland	W	117	111	2-0	20,562
April 20	Indiana	W	119	114	3-0	17,923
April 23	Indiana	W	106	102	4-0	17,923

## Eastern Conference Semifinals

Date	Site	W/L	Cle	Tor	Series	Attendance
May 1	Cleveland	W	116	105	1-0	20,562
May 3	Cleveland	W	125	103	2-0	20,562
May 5	Toronto	W	115	94	3-0	20,384
May 7	Toronto	W	109	102	4-0	20,307

## Eastern Conference Finals

Date	Site	W/L	Cle	Bos	Series	Attendance
May 17	Boston	W	117	104	1-0	18,624
May 19	Boston	W	130	86	2-0	18,624
May 21	Cleveland	L	108	111	2-1	20,562
May 23	Cleveland	W	112	99	3-1	20,562
May 25	Boston	W	135	102	4-1	18,624

## NBA Finals

Date	Site	W/L	Cle	GS	Series	Attendance
June 1	Golden State	L	91	113	0-1	19,596
June 4	Golden State	L	113	132	0-2	19,596
June 7	Cleveland	L	113	118	0-3	20,562
June 9	Cleveland	W	137	116	1-3	20,562
June 12	Golden State	L	120	129	1-4	19,596

PLAYER	G	MIN	Field Goals			3-Point FG			Free Throws			Rebounds				PF	DQ	STL	BLK	PTS	AVG	HI
			FGM	FGA	PCT	FGM	FGA	PCT	FTM	FTA	PCT	OFF	DEF	REB	AST							
James	18	744	217	384	.565	44	107	.411	113	162	.698	19	145	164	141	43	0	35	23	591	32.8	41
Irving	18	653	173	370	.468	44	118	.373	76	84	.905	13	38	51	95	38	0	23	8	466	25.9	42
Love	18	578	95	218	.436	50	111	.450	63	75	.840	36	155	191	30	46	0	21	16	303	16.8	32
Thompson	18	562	54	92	.587	0	0	---	40	60	.667	69	81	150	26	36	0	9	13	148	8.2	20
Smith	18	487	50	99	.505	40	80	.500	5	11	.455	5	37	42	13	41	0	13	6	145	8.1	25
Korver	18	325	34	80	.425	27	69	.391	10	10	1.000	2	28	30	13	22	0	7	5	105	5.8	18
Frye	12	154	31	60	.517	20	39	.513	6	7	.857	0	22	22	13	11	0	3	4	88	7.3	18
Deron Williams	18	262	28	64	.438	12	31	.387	10	11	.909	3	20	23	38	29	0	10	1	78	4.3	14
Shumpert	17	276	25	60	.417	10	26	.385	14	17	.824	6	41	47	16	32	0	10	3	74	4.4	14
Jefferson	14	179	16	38	.421	5	19	.263	18	28	.643	10	15	25	7	30	0	2	3	55	3.9	10
Derrick Williams	8	38	8	15	.533	3	5	.600	2	2	1.000	1	2	3	4	0	0	0	1	21	2.6	5
D. Jones	10	33	5	10	.500	1	2	.500	5	5	1.000	1	6	7	1	7	0	0	1	16	1.6	7
J. Jones	8	30	1	5	.200	0	3	.000	0	0	---	1	3	4	0	3	0	0	0	2	0.3	2
Cavaliers	18	4320	737	1495	.493	256	610	.420	362	472	.767	166	593	759	397	338	0	133	84	2092	116.2	137
Opponents	18	4320	724	1584	.457	202	557	.363	299	373	.802	186	538	724	455	401	2	134	68	1949	108.3	132

# 2018 PLAYOFF RESULTS

## Eastern Conference First Round

Date	Site	W/L	Cle	Ind	Series	Attendance
April 15	Cleveland	L	80	98	0-1	20,562
April 18	Cleveland	W	100	97	1-1	20,562
April 20	Indiana	L	90	92	1-2	17,923
April 22	Indiana	W	104	100	2-2	17,923
April 25	Cleveland	W	98	95	3-2	20,562
April 27	Indiana	L	87	121	3-3	17,923
April 29	Cleveland	W	105	101	4-3	20,562

## Eastern Conference Finals

Date	Site	W/L	Cle	Bos	Series	Attendance
May 13	Boston	L	83	108	0-1	18,624
May 15	Boston	L	94	107	0-2	18,624
May 19	Cleveland	W	116	86	1-2	20,562
May 21	Cleveland	W	111	102	2-2	20,562
May 23	Boston	L	83	96	2-3	18,624
May 25	Cleveland	W	109	99	3-3	20,562
May 27	Boston	W	87	79	4-3	18,624

## Eastern Conference Semifinals

Date	Site	W/L	Cle	Tor	Series	Attendance
May 1	Toronto	W	113	112	OT 1-0	19,954
May 3	Toronto	W	128	110	2-0	20,127
May 5	Cleveland	W	105	103	3-0	20,562
May 7	Cleveland	W	128	93	4-0	20,562

## NBA Finals

Date	Site	W/L	Cle	GS	Series	Attendance
June 2	Golden State	L	114	124	OT 0-1	19,596
June 5	Golden State	L	103	122	0-2	19,596
June 8	Cleveland	L	102	110	0-3	20,562
June 19	Cleveland	L	85	108	0-4	20,562

PLAYER	G	MIN	Field Goals			3-Point FG			Free Throws			Rebounds				PF	DQ	STL	BLK	PTS	AVG	HI
			FGM	FGA	PCT	FGM	FGA	PCT	FTM	FTA	PCT	OFF	DEF	REB	AST							
James	22	922	275	510	.539	39	114	.342	159	213	.746	31	169	200	198	52	0	30	23	748	34.0	51
Love	21	661	109	278	.392	36	106	.340	59	64	.922	49	166	215	34	58	0	15	8	313	14.9	32
Hill	19	557	59	131	.450	16	51	.314	41	53	.774	13	28	41	42	52	1	100	8	175	9.2	29
Smith	22	706	65	187	.348	44	120	.367	17	22	.773	10	50	60	25	54	0	21	4	191	8.7	28
Korver	22	505	59	141	.418	45	109	.413	19	22	.864	6	46	52	19	44	0	9	9	182	8.3	23
Green	22	523	58	142	.408	21	70	.300	33	46	.717	7	46	53	32	36	0	7	15	170	7.7	26
Thompson	19	416	49	83	.590	0	1	.000	20	27	.741	44	68	112	11	26	0	2	8	118	6.2	20
Hood	17	260	39	92	.424	4	24	.167	9	12	.750	7	24	31	18	30	0	5	5	91	5.4	18
Nance	20	307	41	60	.683	0	1	.000	14	31	.452	35	55	90	18	35	0	16	14	96	4.8	10
Clarkson	19	285	37	123	.301	11	46	.239	5	6	.833	9	23	32	13	21	0	8	3	90	4.7	12
Calderon	13	104	9	26	.346	4	18	.222	2	2	1.000	2	9	11	9	15	0	5	0	24	1.8	25
Zizic	8	23	5	10	.500	0	0	---	3	6	.500	1	5	6	1	2	0	0	1	13	1.6	4
Osman	14	62	6	18	.333	1	7	.143	1	4	.250	1	6	7	3	5	0	3	0	14	1.0	5
Cavaliers	22	5330	811	1801	.450	221	667	.331	382	508	.752	215	695	910	423	430	1	131	98	2225	101.1	137
Opponents	22	5330	843	1805	.467	225	649	.347	352	454	.775	180	701	881	493	481	4	143	95	2263	102.9	132

# ALL-TIME CLEVELAND CAVALIERS PLAYOFF STATISTICS

PLAYER	G	MIN	Field Goals			3-Point FG			Free Throws			Rebounds			PF	DQ	STL	TO	BLK	PTS	AVG	HI	
			FGM	FGA	PCT	FGM	FGA	PCT	FTM	FTA	PCT	OFF	DEF	REB									AST
L. JAMES	130	5500	1353	2849	.475	208	650	.320	911	1253	.727	196	992	1188	990	325	0	234	494	139	3825	29.4	49
IRVING	52	1891	455	978	.465	122	294	.415	211	241	.876	38	122	160	243	113	0	76	116	32	1243	23.9	42
PRICE	47	1691	280	603	.464	56	166	.337	202	214	.944	21	103	124	327	81	1	64	158	5	818	17.4	35
ILGAUSKAS	71	2017	313	656	.477	2	13	.154	156	209	.746	180	343	523	70	220	8	26	97	82	784	11.0	25
DAUGHERTY	41	1600	275	530	.519	0	2	.000	232	307	.756	89	330	419	137	113	1	27	98	40	782	19.1	40
NANCE	41	1564	283	537	.527	0	1	.000	127	162	.784	110	220	330	110	134	2	30	59	93	693	16.9	32
LOVE	42	1298	204	498	.410	105	243	.432	140	169	.828	76	318	394	82	92	0	31	64	26	653	15.5	32
J.R. SMITH	57	1777	215	493	.436	156	373	.418	32	52	.615	21	173	194	54	150	1	56	38	21	618	10.8	28
JOHN WILLIAMS	45	1416	206	426	.484	0	1	.000	147	198	.742	99	206	305	95	143	4	45	74	53	559	12.4	23
T.THOMPSON	59	1911	175	314	.557	0	0	---	130	215	.605	243	311	554	50	141	0	22	53	55	480	8.1	20
EHL0	40	1262	161	384	.419	41	113	.363	59	82	.720	44	120	164	164	101	0	47	64	10	422	10.6	25
VAREJAO	71	1600	160	324	.494	0	5	.000	100	159	.629	147	258	405	38	220	6	67	62	39	420	5.9	16
D. WEST	38	1312	145	334	.434	33	97	.340	85	99	.859	20	93	113	141	84	0	43	85	16	408	10.7	22
M. WILLIAMS	38	1020	140	351	.399	55	159	.346	71	91	.780	12	73	85	120	86	0	20	63	3	406	10.7	24
GOODEN	33	887	144	286	.503	0	2	.000	47	57	.825	80	178	258	28	102	3	13	45	11	335	10.2	24
SHUMPERT	58	1338	109	284	.384	56	153	.366	51	68	.750	39	153	192	56	118	1	45	32	22	325	5.6	22
GIBSON	50	881	100	241	.415	57	140	.407	61	70	.871	14	47	61	55	73	1	20	33	9	318	6.4	31
HUGHES	27	975	105	312	.337	24	72	.333	70	94	.745	18	80	98	80	69	2	45	58	9	304	11.3	27
RUSSELL	18	516	105	254	.413	0	0	---	75	91	.824	42	70	112	35	70	0	14	10	9	285	15.8	32
SANDERS	35	784	119	245	.486	1	6	.167	34	46	.739	45	69	114	58	111	0	28	47	16	273	7.8	18
PAVLOVIC	42	823	92	237	.388	26	76	.342	24	45	.533	20	57	77	37	90	0	25	41	5	234	5.6	17
MOZGOV	33	604	80	163	.491	0	0	---	67	85	.788	62	105	167	15	73	1	11	45	39	227	6.9	28
DELLAVEDOVA	40	738	73	210	.348	32	107	.299	43	56	.768	14	42	56	109	83	1	10	49	1	221	5.5	20
A. CARR	18	425	87	204	.426	0	0	---	38	55	.691	18	23	41	41	50	0	10	4	5	212	11.8	27
FRYE	29	391	72	129	.558	46	85	.541	12	14	.857	5	58	63	18	48	0	9	7	13	202	7.0	27
B. SMITH	18	470	88	216	.407	0	0	---	25	28	.893	16	38	54	35	48	1	14	1	4	201	11.2	27
D. MARSHALL	32	550	68	173	.393	32	91	.352	22	28	.786	36	78	114	13	54	0	10	18	13	190	5.9	28
SCZCERBIAK	25	528	63	161	.391	22	74	.297	35	39	.897	12	39	51	26	51	0	4	19	2	183	7.3	26
BRANDON	26	470	75	167	.449	5	17	.294	27	31	.871	10	42	52	76	34	0	15	37	5	182	7.0	21
CLEAMONS	13	503	73	184	.397	0	0	---	33	40	.825	23	48	71	61	34	0	8	0	3	179	13.8	18
SNYDER	17	420	77	180	.428	0	0	---	20	27	.741	12	22	34	35	41	1	12	1	8	174	10.2	26
CHONES	12	423	76	168	.452	0	0	---	22	33	.667	28	68	96	16	39	0	3	4	8	174	14.5	23
HARPER	9	323	69	132	.523	0	4	.000	31	42	.738	11	30	41	35	29	1	22	18	8	169	18.8	31
JEFFERSON	35	560	60	122	.492	16	47	.340	33	48	.688	26	73	99	21	64	1	12	21	4	169	4.8	12
JAMISON	11	375	64	137	.467	10	39	.256	30	41	.732	16	65	81	14	38	0	7	18	11	168	15.3	25
JOE SMITH	26	481	59	124	.476	3	6	.500	37	51	.725	30	78	108	9	66	1	11	13	14	158	6.1	19
WILKINS	12	362	58	132	.439	11	28	.393	27	33	.818	9	20	29	34	22	0	12	14	2	154	12.8	28
J. BREWER	17	611	55	129	.426	0	0	---	27	51	.529	51	125	176	42	47	0	17	0	16	137	8.1	15
MILLS	10	356	50	108	.463	12	24	.500	15	17	.882	17	38	55	24	37	1	12	14	5	127	12.7	25
ONEAL	11	243	48	93	.516	0	0	---	31	47	.660	21	40	61	15	41	0	2	24	13	127	11.5	21
FERRY	28	371	47	117	.402	14	45	.311	17	20	.850	12	48	60	31	45	1	10	14	6	125	4.5	20
PHILLS	17	331	46	114	.404	7	19	.368	22	32	.688	15	31	46	24	24	0	14	22	1	121	7.1	21
SNOW	32	652	44	114	.386	0	4	.000	30	43	.698	17	54	71	65	58	0	22	29	5	118	3.7	18
KORVER	18	325	34	80	.425	27	69	.391	10	10	1.000	2	28	30	13	22	0	7	7	6	105	5.8	18
MURRAY	13	399	37	112	.330	5	24	.208	26	32	.813	11	31	42	21	27	0	9	9	2	105	8.1	21
FREE	4	150	41	93	.441	0	4	.000	23	25	.920	4	6	10	31	12	0	6	6	0	105	26.3	32
KEMP	4	152	33	71	.465	0	0	---	38	45	.844	16	25	41	8	12	0	5	16	4	104	26.0	31
WALKER	18	290	39	90	.433	0	0	---	24	30	.800	14	21	35	53	36	0	14	6	4	102	5.7	20
HILL	10	315	29	68	.426	0	1	.000	43	71	.606	29	40	69	7	43	3	8	21	2	101	10.1	16
BATTLE	19	223	37	87	.425	0	3	.000	21	23	.913	4	11	15	17	14	0	5	20	1	95	5.0	14
JAMES JONES	40	395	29	90	.322	23	74	.311	14	18	.778	3	34	37	12	48	0	8	8	3	95	2.4	17
A. PARKER	11	331	30	64	.469	20	44	.455	11	15	.733	1	25	26	14	16	0	9	11	3	91	8.3	14
THURMOND	14	376	37	79	.468	0	0	---	13	32	.406	38	80	118	28	52	2	6	0	30	87	6.2	13
DERON WILLIAMS	18	262	28	64	.438	12	31	.387	10	11	.909	3	20	23	38	29	0	10	17	1	78	4.3	14
HINSON	4	120	26	48	.542	0	0	---	15	23	.652	10	20	30	3	18	1	3	8	9	67	16.8	24
E. SMITH	5	112	29	57	.509	0	0	---	8	14	.571	12	31	43	1	19	0	8	5	6	66	13.2	20
HUBBARD	8	123	25	51	.490	1	1	1.000	13	18	.722	12	11	23	3	17	0	3	8	0	64	8.0	23
WALLACE	27	480	25	46	.543	0	0	---	7	26	.269	50	72	122	19	39	0	12	10	18	57	2.1	9
DAMON JONES	29	347	18	62	.290	14	47	.298	6	7	.857	3	22	25	24	28	0	2	4	0	56	1.9	9
KERR	17	222	22	55	.400	3	14	.214	5	5	1.000	2	10	12	20	18	0	9	6	0	52	3.1	9
BAGLEY	4	168	22	56	.393	0	3	.000	7	10	.700	1	15	16	40	7	0	10	17	0	51	12.8	22
W. BENNETT	5	135	23	47	.489	0	0	---	4	6	.667	14	7	21	5	11	0	3	4	1	50	10.0	22
SMAJERLE	3	91	16	36	.444	10	23	.435	8	9	.889	2	10	12	9	6	0	4	3	2	50	16.7	23
SHELTON	4	106	19	34	.559	0	0	---	8	10	.800	6	16	22	4	20	2	2	6	1	46	11.5	



# ALL-TIME CLEVELAND CAVALIERS PLAYOFF STATISTICS, cont.

PLAYER	G	MIN	Field Goals			3-Point FG			Free Throws			Rebounds				PF	DQ	STL	TO	BLK	PTS	AVG	HI
			FGM	FGA	PCT	FGM	FGA	PCT	FTM	FTA	PCT	OFF	DEF	REB	AST								
D. ANDERSON	4	103	10	22	.455	0	0	---	23	26	.885	0	9	9	11	10	0	5	12	1	43	10.8	18
HICKSON	11	79	14	22	.636	0	0	---	11	16	.688	1	8	9	1	9	0	0	6	0	39	3.5	13
MOON	11	113	14	24	.583	8	16	.500	2	3	.667	2	14	16	5	8	0	4	0	5	38	3.5	12
CAGE	7	182	16	32	.500	0	1	.000	3	7	.429	21	25	46	5	14	0	4	1	9	35	5.0	10
DAHNTAY JONES	25	83	11	34	.324	2	5	.400	9	10	.900	1	13	14	3	10	0	1	2	2	33	1.3	7
D. BROWN	8	92	9	34	.265	5	17	.294	10	15	.667	8	11	19	9	10	0	2	9	0	33	4.1	10
FURLOW	2	50	13	27	.481	0	0	---	6	6	1.000	3	2	5	5	1	0	0	3	0	32	16.0	20
PERSON	4	136	11	29	.379	7	19	.368	3	4	.750	2	7	9	10	5	0	3	1	0	32	8.0	15
C. HENDERSON	4	157	11	28	.393	0	1	.000	8	13	.615	4	13	17	11	14	0	6	13	0	30	7.5	9
POQUETTE	4	91	13	21	.619	0	0	---	4	5	.800	4	10	14	1	16	2	2	4	6	30	7.5	10
J. DAVIS	3	50	12	16	.750	0	1	.000	4	5	.800	1	5	6	15	5	0	5	2	0	28	9.3	15
KEMPTON	3	89	10	25	.400	0	0	---	6	6	1.000	10	6	16	8	9	0	3	4	0	26	8.7	16
EDGAR JONES	4	45	9	18	.500	0	1	.000	7	8	.875	2	6	8	3	6	0	3	2	2	25	6.3	14
TURPIN	4	45	12	19	.632	0	0	---	1	2	.500	3	5	8	0	3	0	4	5	1	25	6.3	10
ROLLINS	8	112	7	11	.636	0	0	---	9	13	.692	5	19	24	2	17	0	5	4	8	23	2.9	9
CAMPBELL	4	37	6	14	.429	1	2	.500	10	12	.833	1	1	2	1	3	0	1	3	1	23	5.8	13
DERR. WILLIAMS	8	38	8	15	.533	3	5	.600	2	2	1.000	1	2	3	4	0	0	0	3	1	21	2.6	5
VALENTINE	5	80	7	20	.350	0	0	---	7	8	.875	3	4	7	16	7	0	5	5	0	21	4.2	8
BROKAW	3	44	9	19	.474	0	0	---	2	6	.333	3	1	4	12	7	0	2	0	1	20	6.7	12
LAMBERT	11	72	8	20	.400	0	0	---	3	4	.750	6	16	22	1	14	0	3	0	2	19	1.7	4
CHIEVOUS	3	28	6	10	.600	0	0	---	7	9	.778	2	1	3	2	2	0	1	3	0	19	6.3	13
KNIGHT	4	132	6	21	.286	0	0	---	6	10	.600	0	16	16	23	16	1	10	8	1	18	4.5	11
POTAPENKO	4	70	6	15	.400	0	0	---	5	10	.500	3	8	11	3	8	0	2	6	0	17	4.3	8
WITTE	7	28	6	11	.545	0	0	---	4	4	1.000	4	5	9	4	4	0	0	0	0	16	2.3	6
COLTER	4	43	5	10	.500	0	1	.000	2	4	.500	1	0	1	2	2	0	1	0	0	12	3.0	5
HIGGINS	3	57	4	11	.364	2	7	.286	1	2	.500	2	2	4	4	10	0	1	3	1	11	3.7	5
PERKINS	8	33	2	8	.250	0	1	.000	6	10	.600	2	7	9	0	6	0	0	4	3	10	1.3	3
MCRAE	2	4	4	4	1.000	1	1	1.000	0	0	---	0	2	2	0	0	0	0	0	0	9	4.5	5
M. MILLER	9	65	3	5	.600	3	5	.600	0	0	---	0	10	10	0	6	0	1	1	1	9	1.0	3
J. HARRIS	6	16	2	6	.333	1	3	.333	3	4	.750	0	1	1	1	1	0	0	1	0	8	1.3	7
SURA	6	49	3	8	.375	0	2	.000	2	3	.667	0	4	4	7	8	0	2	6	0	8	1.3	4
M. WEST	4	68	3	5	.600	0	0	---	2	5	.400	5	13	18	4	19	0	2	5	0	8	2.0	4
NEWBLE	11	21	3	5	.600	1	3	.333	0	0	---	1	2	3	1	4	0	1	1	0	7	0.6	7
MORTON	2	9	2	5	.400	0	0	---	2	2	1.000	0	0	0	0	1	0	0	1	0	6	3.0	6
ROBERTS	1	7	3	4	.750	0	0	---	0	2	.00	1	1	2	0	0	0	0	1	0	6	6.0	6
DUDLEY	5	28	2	5	.400	0	0	---	1	2	.500	4	2	6	2	4	0	0	2	0	5	1.0	2
POWE	3	9	1	4	.250	0	0	---	3	4	.750	1	1	2	0	3	0	0	1	0	5	1.7	4
KINSEY	9	11	1	3	.333	0	0	---	2	2	1.00	1	1	2	0	2	0	1	1	0	4	0.4	2
H. JAMES	8	22	1	10	.100	0	3	.000	2	4	.500	1	2	2	2	2	0	1	1	0	4	0.5	4
MOKESKI	3	10	1	2	.500	0	0	---	2	2	1.000	0	2	2	0	2	0	1	0	1	4	1.3	2
DW. JONES	5	20	1	2	.500	0	0	---	1	2	.500	2	4	6	0	4	0	0	1	1	3	0.6	2
B. THOMAS	3	8	1	2	.500	1	2	.500	0	0	---	0	1	1	1	0	0	1	0	0	3	1.0	3
BROOKS	1	8	0	1	.000	0	0	---	2	2	1.000	0	0	0	2	1	0	0	0	0	2	2.0	2
CROTTY	2	9	0	0	---	0	0	---	2	2	1.000	1	0	1	1	0	0	1	1	1	2	1.0	2
CURRY	2	17	1	4	.250	0	1	.000	0	0	---	1	0	1	2	1	0	0	0	1	2	1.0	2
GARRETT	4	5	0	0	---	0	0	---	2	4	.500	0	0	0	0	0	0	0	0	0	2	0.5	2
GUIDINGER	4	15	1	3	.333	0	0	---	0	2	.000	1	0	1	0	1	0	0	2	1	2	0.5	2
D. JACKSON	5	25	1	5	.200	0	0	---	0	2	.00	0	5	5	1	5	0	0	1	0	2	0.4	2
MARION	6	25	1	6	.167	0	0	---	0	0	---	2	4	6	1	1	0	2	0	0	2	0.3	2
SCOTT	1	3	1	2	.500	0	0	---	0	0	---	0	0	0	0	0	0	0	1	1	2	2.0	2
C. THOMAS	1	11	0	1	.000	0	0	---	2	3	.667	1	0	1	0	2	0	0	0	0	2	2.0	2
K. WILLIAMS	2	7	1	2	.500	0	0	---	0	0	---	0	0	0	1	1	0	0	0	0	2	1.0	2
HAYWOOD	1	2	0	1	.000	0	0	---	0	0	---	0	0	0	0	0	0	0	0	0	0	0.0	0
J. WILLIAMS	3	4	0	2	.000	0	2	.000	0	0	---	0	0	0	0	1	0	0	0	0	0	0.0	0
A. HENDERSON	2	9	0	2	.000	0	0	.000	0	0	.000	1	1	2	0	1	0	0	0	0	0	0.0	0
R. ANDERSON	2	9	0	3	.000	0	0	---	0	0	---	1	2	3	0	0	0	0	0	0	0	0.0	0
POLLARD	3	2	0	0	---	0	0	---	0	0	---	0	0	0	0	1	0	0	0	0	0	0.0	0
KEYS	1	12	0	3	.000	0	1	.000	0	0	---	0	3	3	1	1	0	0	2	0	0	0.0	0
DREILING	1	7	0	2	.000	0	0	---	0	0	---	0	1	1	0	2	0	0	0	0	0	0.0	0
AMAECHI	1	2	0	1	.000	0	0	---	0	0	---	0	0	0	0	0	0	0	0	0	0	0.0	0
LANG	1	2	0	0	---	0	0	---	0	0	---	0	0	0	0	0	0	0	0	0	0	0.0	0
S. BROWN	1	1	0	0	---	0	0	---	0	0	---	0	0	0	0	0	0	0	0	0	0	0.0	0
DONNY MARSHALL	1	1	0	0	---	0	0	---	0	0	---	0	0	0	0	0	0	0	0	0	0	0.0	0
TM TOTAL	207	50040	7452	14798	.504	1302	3593	.362	4112	5490	.749	2101	5743	7844	3928	3984	50	1342	2587	926	20318	98.2	137
OPP. TOTAL	207	50404	7466	15103	.494	1166	3395	.343	3781	5007	.755	2028	5431	7459	3998	4269	46	1335	2474	879	19879	96.0	132

# Playoff Moments

## A Miracle

The first playoff series in franchise history was a matchup against the Washington Bullets in 1976. The seven-game series was highlighted by three last-second game-winning shots by the Cavaliers, who went on to win 4-3 in the series that became known as the "Miracle of Richfield."



## What a Show

In Game 5 of the 2007 Eastern Conference Finals, one of the greatest playoff performances in NBA history was on display. In the last 16 minutes of a double-overtime 109-107 win, LeBron James scored 29 of Cleveland's 30 points, including the team's final 25 points. The Cavs would go on to close out the series in Game 6 in Cleveland and advance to their first-ever NBA Finals.



## 41 APIECE

Trailing 3-1 in the 2016 NBA Finals, the Cavs avoided elimination by defeating the Golden State Warriors, 112-97, in Game 5. Kyrie Irving (41 pts, 17-24 FG, 5-7 3FG, 6 asts) and LeBron James (41 pts, 16-30 FG, 4-8 3FG, 16 rebs, 7 asts, 3 stls, 3 blks) came up huge as they became the first teammates in NBA Finals history to score 40 points apiece. The win was an historical moment for Cleveland, who ended up winning the next two games en route to their first-ever NBA championship.



## To The Eastern Conference Finals

The Cavaliers advanced to their first Conference Finals since 1976 after defeating the Boston Celtics 4-3 in the 1992 NBA Playoffs. In Game 7 of their semifinals win, six players scored in double figures for the Cavs, who shot .590 from the field and finished with a franchise postseason-record 42 assists on 49 baskets.



## Finals in The Land

The Cavaliers played their first NBA Finals game in Cleveland on June 12, 2007 when they faced off against the San Antonio Spurs. This would be the first of five NBA Finals appearances for the Cavaliers.



# Eastern Conference Finals Champions

2007 //



2015 //



2016 //



2017 //



2018 //



## CAVALIERS INDIVIDUAL PLAYOFF RECORDS

	Most Points	Player	Opponent	Date
Game	51	LeBron James	@ Golden State (OT)	May 31, 2018
Half	29	LeBron James	vs. Indiana (1st H)	April 18, 2018
	28	LeBron James	@ Boston (1st H)	May 7, 2010
	28	LeBron James	@ Indiana (1st H)	April 20, 2017
	28	Kyrie Irving	vs. Golden State (1st H)	June 9, 2017
Quarter	21	LeBron James	@ Boston (1st Q)	May 7, 2010
	21	Kyrie Irving	vs. Boston (3rd Q)	May 23, 2017
	21	LeBron James	@ Boston (1st Q)	May 15, 2018
Overtime	10	LeBron James	@ Orlando	May 26, 2009

### Field Goals Made

Game	20	LeBron James	vs. Orlando	May 20, 2009
Half	13	LeBron James	@ Toronto (2nd H)	May 3, 2018
	12	LeBron James	vs. Indiana (1st H)	April 18, 2018
	11	LeBron James	@ Boston (1st H)	May 7, 2010
	11	LeBron James	vs. Golden State (1st H)	June 7, 2017
Quarter	9	LeBron James	vs. Indiana (1st Q)	April 18, 2018
	9	Kyrie Irving	vs. Boston (3rd Q)	May 23, 2017
Overtime	4	LeBron James	@ Detroit (2nd OT)	May 31, 2007

### Field Goals Attempted

Game	38	LeBron James	@ Golden State (OT)	June 4, 2015
Half	19	LeBron James	@ Toronto (2nd H)	May 3, 2018
	19	LeBron James	vs. Golden State (2nd H)	June 16, 2015

### 3-Pt. Field Goals Made

Game	8	Kevin Love	@ Atlanta	May 8, 2016
	8	J.R. Smith	@ Atlanta	May 20, 2015
Half	7	Kevin Love	vs. Boston (1st H)	May 21, 2017
Overtime	2	LeBron James	@ Orlando	May 26, 2009

### 3-Pt. Field Goals Attempted

Game	15	J.R. Smith	@ Toronto	May 21, 2016
	15	Kevin Love	@ Atlanta	May 8, 2016
Half	10	J.R. Smith	@ Golden State (1st H)	June 14, 2015
	10	J.R. Smith	vs. Atlanta (1st H)	May 4, 2016
	10	Kevin Love	vs. Boston (1st H)	May 21, 2017
Overtime	5	LeBron James	@ Orlando	May 26, 2009

### Free Throws Made

Game	18	LeBron James	@ Orlando	May 24, 2009
Half	13	Brad Daugherty	vs. New Jersey (2nd H)	April 23, 1992
	13	LeBron James	vs. Indiana (2nd H)	April 18, 2018
Quarter	10	LeBron James	vs. Detroit (4th Q)	May 19, 2006
Overtime	5	LeBron James	@ Detroit (1st OT)	May 31, 2007

### Free Throws Attempted

Game	24	LeBron James	@ Orlando	May 24, 2009
Half	16	LeBron James	@ Orlando (2nd H)	May 24, 2009
Quarter	12	LeBron James	vs. Detroit (4th Q)	May 19, 2006
	12	LeBron James	@ Orlando (4th Q)	May 24, 2009
Overtime	6	LeBron James	@ Detroit (1st OT)	May 31, 2007

### Rebounds – Total

Game	21	Kevin Love	@ Golden State	June 1, 2017
Half	13	Brad Daugherty	vs. Boston	May 2, 1992
	13	LeBron James	@ Boston (2nd H)	May 13, 2010
Overtime	3	Sasha Pavlovic	@ Detroit	May 31, 2010
	3	LeBron James	@ Golden State	June 4, 2015
	3	M. Dellavedova	@ Golden State	June 7, 2015

### Rebounds – Offensive

Game	10	Z. Ilgauskas	vs. San Antonio	June 12, 2007
Half	7	Tristan Thompson	@ Atlanta	May 6, 2016
	7	Tristan Thompson	vs. Golden State	June 8, 2016

### Rebounds – Defensive

Game	16	Brad Daugherty	vs. New Jersey	May 9, 1993
	16	LeBron James	@ Boston	May 13, 2010
	16	Kevin Love	@ Golden State	June 1, 2017
Half	12	LeBron James	@ Boston (2nd H)	May 13, 2010
Overtime	3	LeBron James	@ Golden State	June 4, 2015

### Assists

	Game	Player	Opponent	Date
Halftime	18	Mark Price	vs. Philadelphia	May 3, 1990
	10	John Bagley	vs. Boston (1st H)	April 23, 1985
	10	Mark Price	vs. Philadelphia (1st H)	May 3, 1990
	10	Mark Price	vs. New Jersey (1st H)	April 25, 1992
	10	Mark Price	@ Boston (1st H)	May 10, 1992
Overtime	10	LeBron James	@ Golden State (1st H)	June 4, 2017
	2	LeBron James	@ Toronto	May 1, 2018
	2	Foots Walker	@ Washington	April 26, 1976
	2	Larry Nance	@ Boston	May 10, 1992

### Steals

Game	6	Ron Harper	@ Chicago	May 8, 1988
	6	Mark Price	vs. New Jersey	May 1, 1993
	6	John Williams	@ New York	April 29, 1995
	6	Kevin Love	vs. Golden State	June 7, 2017
Half	4	on 12 occasions		
Overtime	2	Iman Shumpert	@ Golden State	June 7, 2015

### Blocked Shots

Game	6	Nate Thurmond	vs. Boston	May 14, 1976
	6	Larry Nance	vs. New Jersey	April 23, 1992
	6	Z. Ilgauskas	@ Detroit	May 17, 2006
Half	4	Tree Rollins	@ Chicago (1st H)	May 3, 1989
	4	Larry Nance	vs. Chicago (1st H)	May 23, 1992
	4	Z. Ilgauskas	@ Detroit (1st H)	May 17, 2006
	4	Z. Ilgauskas	vs. Boston (1st H)	May 11, 2010
	4	T. Mozgov	vs. Boston (1st H)	April 21, 2015
Overtime	1	on seven occasions		

### Highest Field Goal Percentage (Min. 10 Made in Game)

Game	91.7	Larry Nance	vs. Chicago (11-12)	May 15, 1993
	91.7	Drew Gooden	vs. Washington (11-12)	April 25, 2006
Half	100.0	Foots Walker	@ Washington (7-7)	April 13, 1977
	100.0	J.R. Smith	vs. Toronto (6-6)	May 7, 2018



## OPPONENTS INDIVIDUAL PLAYOFF RECORDS

Most Points	Player	Opponent	Date
Game	55	Michael Jordan @ Chicago	May 1, 1988
Half	30	Michael Jordan @ Chicago (2nd H)	May 3, 1989
	30	Michael Jordan vs. Chicago (2nd H)	May 7, 1989
Quarter	21	Paul George @ Indiana (2nd Q)	April 20, 2017
Overtime	8	Gilbert Arenas vs. Washington	May 3, 2006

### Field Goals Made

Game	24	Michael Jordan @ Chicago	May 1, 1988
Half	14	Michael Jordan @ Chicago (1st H)	May 1, 1988
Quarter	9	Michael Jordan @ Chicago (3rd Q)	May 5, 1989
Overtime	3	Gilbert Arenas vs. Washington	May 3, 2006

### Field Goals Attempted

Game	45	Michael Jordan @ Chicago	May 1, 1988
Half	25	Michael Jordan @ Chicago (1st H)	May 1, 1988

### 3-Pt. Field Goals Made

Game	9	Stephen Curry @ Golden State	June 3, 2018
	7	Derek Harper vs. New York	May 4, 1995
	7	Stephen Curry @ Golden State	June 10, 2016
	7	Stephen Curry vs. Golden State	June 8, 2018
	7	Stephen Curry @ Golden State	June 14, 2015
Half	7	Marcus Smart vs. Boston	May 21, 2017
	6	Stephen Curry vs. Golden State	June 9, 2015

### 3-Pt. Field Goals Attempted

Game	17	Stephen Curry @ Golden State	June 3, 2018
	15	Stephen Curry vs. Golden State	June 8, 2018
	15	Paul George @ Indiana	April 20, 2017
Half	9	Stephen Curry vs. Golden State (2nd H)	June 13, 2016
	9	Stephen Curry @ Golden State (1st H)	June 3, 2018
	9	Stephen Curry vs. Golden State (2nd H)	June 8, 2018
Overtime	2	on six occasions	

### Free Throws Made

Game	22	Michael Jordan @ Chicago	May 5, 1989
Half	13	Michael Jordan @ Chicago (1st H)	May 5, 1989
Quarter	10	Gilbert Arenas vs. Washington (4th Q)	April 22, 2006
	10	Stephen Curry @ Golden State (1st Q)	June 4, 2017
Overtime	5	Rasheed Wallace @ Detroit	May 31, 2007

### Free Throws Attempted

Game	27	Michael Jordan @ Chicago	May 5, 1989
Half	16	Michael Jordan @ Chicago (1st H)	May 5, 1989
Quarter	11	Gilbert Arenas vs. Washington (4th Q)	April 22, 2006
Overtime	6	Rasheed Wallace @ Detroit	May 31, 2007

### Rebounds – Total

Game	26	Bismack Biyombo @ Toronto	May 21, 2016
Half	16	Bismack Biyombo @ Toronto	May 21, 2016
Overtime	3	Scottie Pippen @ Chicago	May 5, 1989
	3	Jared Jeffries @ Washington	May 5, 2006

### Rebounds – Offensive

Game	11	Dave Cowens vs. Boston	May 14, 1976
	11	Charles Barkley @ Philadelphia	April 26, 1990
Half	8	Dave Cowens vs. Boston (2nd H)	May 14, 1976

### Rebounds – Defensive

Game	19	Elvin Hayes vs. Washington	April 15, 1977
Half	14	Elvin Hayes vs. Washington	April 15, 1977

### Assists

Game	Player	Opponent	Date
Game	19	Rajon Rondo vs. Boston	May 3, 2010
Half	12	Rajon Rondo vs. Boston	May 3, 2010
Overtime	3	Draymond Green @ Golden State	May 31, 2018

### Steals

Game	6	Thaddeus Young vs. Indiana	April 17, 2017
Half	4	Jo Jo White @ Boston (2nd H)	May 6, 1976
	4	Michael Jordan vs. Chicago (1st H)	April 28, 1989
	4	Mookie Blaylock vs. New Jersey (2nd H)	April 30, 1992
	4	Jimmy Butler @ Chicago (1st H)	May 8, 2015
Overtime	1	on nine occasions	

### Blocked Shots

Game	9	Derrick Coleman @ New Jersey	May 7, 1993
Half	8	Derrick Coleman @ New Jersey	May 7, 1993
Overtime	2	Luc Longley vs. Chicago	May 3, 1994

### Turnovers

Game	8	Jason Kidd vs. New Jersey	May 16, 2007
	8	Jason Kidd vs. New Jersey	May 8, 2007
	8	Scottie Pippen vs. Chicago	May 3, 1994
	8	Reggie Miller vs. Indiana	April 30, 1998
	8	Stephen Curry @ Golden State	June 4, 2017
Half	6	Michael Jordan @ Chicago (2nd H)	May 8, 1988
	6	Reggie Miller vs. Indiana (2nd H)	April 30, 1998
	6	Stephen Curry @ Golden State (1st H)	June 4, 2017

### Highest Field Goal Percentage (Min. 10 Made in Game)

Game	85.7	Chris Morris @ New Jersey (12-14)	April 28, 1992
Half	100.0	Chris Morris @ New Jersey (8-8, 1st H)	April 28, 1992

# CAVALIERS TEAM PLAYOFF RECORDS

Most Points	Opponent	Date
Game 137	vs. Golden State	June 9, 2017
Half 86	vs. Golden State	June 9, 2017
Quarter 49	vs. Golden State (1st Q)	June 9, 2017
Overtime 14	vs. Washington	May 3, 2006
14	@ Orlando	May 26, 2009

Field Goals Made		
Game 53	@ Boston	April 18, 1985
Half 28	vs. Washington (2nd H)	April 13, 1976
28	@ Boston (2nd H)	April 18, 1985
28	vs. Golden State (1st H)	June 9, 1977
Quarter 19	@ Washington (4th Q)	April 13, 1977
Overtime 5	@ Washington	April 26, 1976
5	@ Orlando	May 26, 2009

Field Goals Attempted		
Game 113	@ Washington	April 13, 1977
Half 61	@ Washington (2nd H)	April 13, 1977
Quarter 34	@ Washington (4th Q)	April 13, 1977
Overtime 9	on seven occasions	

3-Pt. Field Goals Made		
Game 25	vs. Atlanta	May 4, 2016
Half 18	vs. Atlanta (1st H)	May 4, 2016
Quarter 10	vs. Atlanta (2nd Q)	May 4, 2016
Overtime 2	vs. Atlanta	May 24, 2015

3-Pt. Field Goals Attempted		
Game 45	vs. Atlanta	May 4, 2016
45	vs. Golden State	June 9, 2017
Half 27	vs. Atlanta	May 4, 2016
Overtime 5	@ Orlando	May 26, 2009

Free Throws Made		
Game 39	vs. New Jersey	April 23, 1992
Half 29	vs. New Jersey (2nd H)	April 23, 1992
Quarter 21	vs. New Jersey (4th Q)	April 23, 1992
Overtime 6	vs. Washington	May 3, 2006
6	@ Orlando	May 26, 2009

Free Throws Attempted		
Game 46	vs. Detroit	June 2, 2007
Half 32	vs. Indiana (2nd H)	April 23, 1992
Quarter 22	vs. Golden State (1st Q)	June 9, 2017
Overtime 7	vs. Washington	May 3, 2006

Rebounds - Total		
Game 59	@ Golden State	June 1, 2017
Half 33	vs. Washington (2nd H)	April 25, 2007
33	@ Washington (2nd H)	April 13, 1977
33	@ New Jersey (2nd H)	April 30, 1992
Quarter 24	vs. Washington (1st Q)	April 15, 1977
Overtime 7	@ Golden State	June 7, 2015

Rebounds - Offensive		
Game 24	@ Washington	April 13, 1977
24	@ New Jersey	April 28, 1992
Half 14	@ Washington (2nd H)	April 13, 1977
Overtime 2	on three occasions	

Rebounds - Defensive	Opponent	Date
Game 44	@ Golden State	June 1, 2017
Half 25	vs. Washington (2nd H)	April 25, 2007
Overtime 5	@ Washington	May 5, 2006
5	vs. Atlanta	May 24, 2015
5	@ Golden State	June 7, 2015

Assists		
Game 42	vs. Boston	May 17, 1992
Half 22	vs. Boston (1st H)	May 17, 1992
Overtime 3	@ Chicago	May 5, 1989
3	vs. Atlanta	May 24, 2015

Personal Fouls		
Game 40	vs. Boston	April 25, 1985
Half 23	@ Orlando (2nd H)	May 24, 2009
Overtime 6	@ Detroit (1st OT)	May 31, 2007
Steals		
Game 15	@ Golden State	June 5, 2016
15	@ Golden State	June 4, 2017
Half 10	@ Golden State (1st H)	June 4, 2017
Overtime 3	@ Golden State	June 7, 2015

Blocked Shots		
Game 13	@ Chicago	May 3, 1989
Half 10	vs. Chicago (2nd H)	April 17, 2010
Overtime 2	@ Detroit (2nd OT)	May 31, 2007

Turnovers		
Game 24	@ Boston	May 9, 1976
24	@ New York	April 29, 1995
24	@ Boston	May 13, 2010
Half 16	@ New Jersey (1st H)	May 7, 1993
Quarter 10	@ New Jersey (2nd Q)	May 7, 1993
10	@ Golden State (2nd Q)	June 1, 2017
Overtime 4	@ Orlando	May 5, 2006

Highest Field Goal Percentage		
Game 59.5	vs. Toronto (50-84)	May 7, 2018
59.5	at Toronto (50-84)	May 3, 2018
59.5	@ Boston (44-74)	May 7, 2010
59.5	vs. Boston (44-74)	May 23, 2017
Half 71.1	vs. Boston (27-38, 2nd H)	May 23, 2017
Quarter 78.6	at Toronto (11-14, 4th Q)	May 5, 2017
Overtime 66.7	vs. Washington (4-6)	May 3, 2006

Highest 3-Pt. Field Goal Percentage		
Game 70.0	vs. New Jersey (7-10)	April 29, 1993
Half 100.0	@ New York (4-4, 1st H)	April 27, 1995
Overtime 100.0	@ Chicago (1-1)	May 5, 1989

Highest Free Throw Percentage		
Game 96.3	vs. Indiana	April 25, 2018
95.8	@ Chicago	May 10, 2015
Half 100.0	vs. New Jersey (16-16, 1st H)	April 25, 1992
Quarter 100.0	vs. New Jersey (21-21, 4th Q)	April 23, 1992
Overtime 100.0	vs. Chicago (1-1)	May 3, 1994
100.0	@ Washington (1-1)	May 5, 2006

## OPPONENTS TEAM PLAYOFF RECORDS

Most Points	Opponent	Date
Game	132 vs. New York	April 12, 1978
	132 @ Golden State	June 4, 2017
Half	74 @ Indiana	April 20, 2017
Quarter	43 @ Detroit (2nd Q)	May 7, 2006
Overtime	17 @ Golden State	May 31, 2018

### Field Goals Made

Game	56 vs. New York	April 12, 1978
Half	30 vs. New York (2nd H)	April 12, 1978
Quarter	16 vs. New York (1st & 3rd Q)	April 12, 1978
	16 @ Chicago (1st Q)	May 3, 1989
	16 @ Golden State (1st Q)	June 1, 2017
Overtime	5 @ Washington	April 26, 1976

### Field Goals Attempted

Game	106 @ Chicago	May 1, 1988
	106 @ Golden State	June 1, 2017
Half	61 @ Golden State (1st H)	June 1, 2017
Quarter	32 @ Golden State (1st Q)	June 1, 2017
Overtime	9 vs. Washington	May 3, 2006
	9 @ Washington	May 5, 2006
	9 vs. Atlanta	May 24, 2015
	9 @ Golden State	June 7, 2015

### 3-Pt. Field Goals Made

Game	18 @ Golden State	June 4, 2017
Half	12 vs. Golden State (1st H)	June 7, 2017

### 3-Pt. Field Goals Attempted

Game	43 @ Golden State	June 13, 2016
	43 @ Golden State	June 4, 2017
Half	24 @ Indiana	April 20, 2017
Overtime	6 vs. Atlanta	May 24, 2015

### Free Throws Made

Game	39 vs. Boston	April 25, 1985
	39 @ Orlando	May 24, 2009
Half	30 @ Orlando (2nd H)	May 24, 2009
Quarter	19 @ Orlando (4th Q)	May 24, 2009
Overtime	7 @ Detroit (1st OT)	May 31, 2007

### Free Throws Attempted

Game	51 @ Orlando	May 24, 2009
Half	35 @ Orlando (2nd H)	May 24, 2009
Quarter	23 @ Orlando (4th)	May 24, 2009
Overtime	8 @ Detroit (1st OT)	May 31, 2007

### Rebounds - Total

Game	63 vs. Boston	May 11, 1976
Half	33 vs. Washington (1st H)	April 13, 1976
	33 vs. Boston (1st H)	May 11, 1976
Quarter	20 vs. Washington (2nd Q)	April 13, 1976
	20 vs. Boston (1st Q)	May 11, 1976
Overtime	8 @ Chicago	May 5, 1989

### Rebounds - Offensive

Game	24 @ Chicago	May 1, 1988
Half	13 vs. Boston (1st H)	May 11, 1976
	13 @ Philadelphia (2nd H)	April 26, 1990
	13 @ Chicago (1st H)	May 21, 1992
	13 @ Philadelphia (2nd H)	April 26, 1990
	13 @ Chicago (1st H)	May 21, 1992

Rebounds - Defensive	Opponent	Date
Game	43 @ Golden State	June 4, 2017
Half	24 @ San Antonio (1st H)	June 10, 2007

### Assists

Game	41 @ Boston	May 15, 1992
Half	21 @ Boston (1st H)	May 15, 1992
	21 vs. Cleveland	June 7, 2017
Overtime	2 @ Chicago	May 5, 1989

### Personal Fouls

Game	35 vs. Indiana	April 30, 1998
Half	20 vs. Indiana (2nd H)	April 30, 1998
Overtime	4 @ Chicago	May 5, 1989
	4 vs. Washington	May 3, 2006

### Steals

Game	14 @ Indiana	April 17, 1977
Half	9 @ Washington (1st H)	April 24, 2008
Overtime	3 @ Golden State	June 4, 2015

### Blocked Shots

Game	14 @ New Jersey	May 7, 1993
Half	11 @ New Jersey (2nd H)	May 7, 1993
Overtime	3 @ Detroit (2nd OT)	May 31, 2007

### Turnovers

Game	26 @ Washington	April 15, 1976
	26 @ New York	April 29, 1995
Half	15 @ Washington (1st H)	April 15, 1976
	15 @ New York (1st H)	April 29, 1995
Quarter	10 vs. Washington (2nd Q)	April 15, 1977
Overtime	4 @ Golden State	June 7, 2015

### Highest Field Goal Percentage

Game	63.0 @ New York (46-73)	April 27, 1995
Half	71.4 @ New York (25-35, 2nd H)	April 27, 1995
Quarter	81.3 @ New York (13-16, 3rd Q)	April 27, 1995
Overtime	71.4 @ Washington (5-7)	April 26, 1976

### Highest 3-Pt. Field Goal Percentage

Game	100.0 vs. Chicago (3-3)	May 23, 1992
Half	100.0 vs. Chicago (4-4, 2nd H)	April 28, 1989



# CAVALIERS ALL-TIME PLAYOFF LEADERS

GAMES PLAYED		POINTS SCORED		SCORING AVERAGE		ASSISTS	
				(Minimum 150 points)			
1	LeBron James	152	1	LeBron James	30.1	1	LeBron James
2	J.R. Smith	79	2	Kyrie Irving	23.9	2	Mark Price
3	Tristan Thompson	78	3	Kevin Love	19.1	3	Kyrie Irving
4	Zydrunas Ilgauskas	71	4	Mark Price	17.4	4	Craig Ehlo
	Anderson Varejao	71	5	Ron Harper	18.8	5	Delonte West
6	Kevin Love	63	6	Mark Price	17.4	6	Brad Daugherty
7	Iman Shumpert	58	7	Larry Nance	16.9	7	Mo Williams
8	Kyrie Irving	52	8	Campy Russell	15.8	8	Kevin Love
9	Daniel Gibson	50	9	Kevin Love	15.3	9	Larry Nance
10	Mark Price	47	10	John Williams	15.3	10	Matthew Dellavedova
FIELD GOALS MADE		FIELD GOALS ATTEMPTED		FIELD GOAL %		STEALS	
				(Minimum 50 FGM)			
1	LeBron James	1,628	1	LeBron James	.564	1	LeBron James
2	Kyrie Irving	455	2	Kyrie Irving	.558	2	J.R. Smith
3	Zydrunas Ilgauskas	313	3	Kevin Love	.527	3	Kyrie Irving
	Kevin Love	313	4	J.R. Smith	.523	4	Anderson Varejao
5	Larry Nance	283	5	Zydrunas Ilgauskas	.519	5	Mark Price
6	Mark Price	280	6	Mark Price	.503	6	Craig Ehlo
	J.R. Smith	280	7	Larry Nance	.494	7	Kevin Love
8	Brad Daugherty	275	8	Brad Daugherty	.492	8	John Williams
9	Tristan Thompson	224	9	John Williams	.491	9	Larry Hughes
10	John Williams	206	10	Tristan Thompson	.486	10	Iman Shumpert
FREE THROWS MADE		FREE THROWS ATTEMPTED		FREE THROW %		BLOCKED SHOTS	
				(Minimum 20 FTM)			
1	LeBron James	1,070	1	LeBron James	.944	1	LeBron James
2	Brad Daugherty	232	2	Brad Daugherty	.920	2	Larry Nance
3	Kyrie Irving	211	3	Tristan Thompson	.913	3	Zydrunas Ilgauskas
4	Mark Price	202	4	Kyrie Irving	.906	4	Tristan Thompson
5	Kevin Love	199	5	Kevin Love	.897	5	John Williams
6	Zydrunas Ilgauskas	156	6	Mark Price	.893	6	Brad Daugherty
7	Tristan Thompson	150	7	Zydrunas Ilgauskas	.885	7	Timofey Mozgov
8	John Williams	147	8	John Williams	.876	8	Anderson Varejao
9	Larry Nance	127	9	Larry Nance	.871	9	Kevin Love
10	Anderson Varejao	100	10	Anderson Varejao	.871	10	Kyrie Irving
3-PT. FIELD GOALS MADE		3-PT. FIELD GOALS ATTEMPTED		3-PT. FIELD GOAL %		MINUTES PLAYED	
(Commencing w/79-80)		(Commencing w/79-80)		(Minimum 5 3-pt. FGM)			
				(Commencing w/79-80)			
1	LeBron James	247	1	LeBron James	.541	1	LeBron James
2	J.R. Smith	200	2	J.R. Smith	.507	2	J.R. Smith
3	Kevin Love	141	3	Kevin Love	.500	3	Tristan Thompson
4	Kyrie Irving	122	4	Kyrie Irving	.455	4	Zydrunas Ilgauskas
5	Kyle Korver	72	5	Kyle Korver	.435	5	Kevin Love
6	Daniel Gibson	57	6	Mark Price	.415	6	Kyrie Irving
7	Mark Price	56	7	Mo Williams	.407	7	Mark Price
	Iman Shumpert	56	8	Iman Shumpert	.406	8	Brad Daugherty
9	Mo Williams	55	9	Daniel Gibson	.404	9	Anderson Varejao
10	Channing Frye	46	10	Craig Ehlo	.404	10	Larry Nance
OFFENSIVE REBOUNDS		DEFENSIVE REBOUNDS		TOTAL REBOUNDS		PERSONAL FOULS	
1	Tristan Thompson	287	1	LeBron James	1,388	1	LeBron James
2	LeBron James	227	2	Kevin Love	666	2	Zydrunas Ilgauskas
3	Zydrunas Ilgauskas	180	3	Tristan Thompson	609	3	Anderson Varejao
4	Anderson Varejao	147	4	Zydrunas Ilgauskas	523	4	J.R. Smith
5	Kevin Love	125	5	Brad Daugherty	419	5	Tristan Thompson
6	Larry Nance	110	6	Anderson Varejao	405	6	Kevin Love
7	John Williams	99	7	J.R. Smith	330	7	John Williams
8	Brad Daugherty	89	8	Larry Nance	305	8	Larry Nance
9	Drew Gooden	80	9	John Williams	258	9	Iman Shumpert
10	Timofey Mozgov	62	10	Drew Gooden	254	10	Brad Daugherty

## ALL-TIME PLAYOFF RECORDS

Team	Year	Home	Away	Total	Team	Year	Home	Away	Total
ATLANTA	2009	2-0	2-0	4-0	INDIANA	1998	1-1	0-2	1-3
	2015	2-0	2-0	4-0		2017	2-0	2-0	4-0
	2016	2-0	2-0	4-0		2018	3-1	1-2	4-3
	Total	6-0	6-0	12-0		Total	6-2	3-4	9-6
	Pct.	1.000	1.000	1.000		Pct.	.750	.429	.600
BOSTON	1976	2-1	0-3	2-4	NEW JERSEY	1992	2-0	1-1	3-1
	1985	1-1	0-2	1-3		1993	2-1	1-1	3-2
	1992	3-1	1-2	4-3		2007	2-1	2-1	4-2
	2008	3-0	0-4	3-4		Total	6-2	4-3	10-5
	2010	1-2	1-2	2-4		Pct.	.750	.571	.667
	2015	2-0	2-0	4-0	NEW YORK	1978	0-1	0-1	0-2
	2017	1-1	3-0	4-1		1995	0-2	1-1	1-3
	2018	3-0	1-3	4-3		1996	0-2	0-1	0-3
	Total	16-6	8-16	24-22		Total	0-5	1-3	1-8
	Pct.	.727	.333	.522		Pct.	.000	.250	.111
CHICAGO	1988	2-0	0-3	2-3	ORLANDO	2009	2-1	0-3	2-4
	1989	1-2	1-1	2-3		Pct.	.667	.000	.333
	1992	1-2	1-2	2-4	PHILADELPHIA	1990	2-0	0-3	2-3
	1993	0-2	0-2	0-4		Pct.	1.000	.000	.400
	1994	0-1	0-2	0-3	SAN ANTONIO	2007	0-2	0-2	0-4
	2010	3-0	1-1	4-1		Pct.	.000	.000	.000
	2015	2-1	2-1	4-2	TORONTO	2016	3-0	1-2	4-2
	Total	9-8	5-12	14-20		2017	2-0	2-0	4-0
DETROIT	Pct.	.529	.294	.412		2018	2-0	2-0	4-0
	2006	2-1	1-3	3-4		Total	7-0	5-2	12-2
	2007	3-0	1-2	4-2		Pct.	1.000	.714	.857
	2009	2-0	2-0	4-0	WASHINGTON	1976	3-1	1-2	4-3
	2016	2-0	2-0	4-0		1977	1-0	0-2	1-2
GOLDEN STATE	Total	9-1	6-5	15-6		2006	2-1	2-1	4-2
	Pct.	.900	.545	.714		2007	2-0	2-0	4-0
	2015	1-2	1-2	2-4		2008	2-1	2-1	4-2
	2016	2-1	2-2	4-3		Total	10-3	7-6	17-9
	2017	1-1	0-3	1-4		Pct.	.769	.538	.654
	2018	0-2	0-2	0-4					
	Total	4-6	3-9	7-15					
	Pct.	.400	.250	.318					

## CAVALIERS PLAYOFF MISCELLANEOUS RECORDS

### Cavaliers

Biggest Win . . . . .	130-86
Biggest Win (Home) . . . . .	116-78
Biggest Win (Road) . . . . .	130-86
Biggest Loss . . . . .	72-108
Biggest Loss (Home) . . . . .	88-120
Most Games Won . . . . .	16
Most Games Lost . . . . .	10
Longest Game . . . . .	2OT
Longest Winning Streak . . . . .	13
Longest Losing Streak . . . . .	8
Longest Winning Streak (Home) . . . . .	8
Longest Losing Streak (Home) . . . . .	7
Longest Winning Streak (Road) . . . . .	9
Longest Losing Streak (Road) . . . . .	14
Most Points in Winning Game . . . . .	137
Most Points in Losing Game . . . . .	123
Least Points in Game . . . . .	61
Most Points in Quarter . . . . .	49
Least Points in Quarter . . . . .	8
Most Points in Half . . . . .	86
Least Points in Half . . . . .	23
Most Points in OT period . . . . .	14
Least Points in OT period . . . . .	2
Lowest FG% in Game . . . . .	.315
Biggest Rebound Differential . . . . .	55-28
Least Turnovers in Game . . . . .	3
Biggest Halftime Lead . . . . .	72-31
Biggest Halftime Deficit to Overcome . . . . .	49-74

### Opponents

Most Points in Game . . . . .	132
Most Points in Losing Game . . . . .	120
Least Points in Game . . . . .	68
Most Points in Quarter . . . . .	43
Least Points in Quarter . . . . .	6
Most Points in Half . . . . .	74
Least Points in Half . . . . .	28
Most Points in OT period . . . . .	17
Least Points in OT period . . . . .	6
Lowest FG% in Game . . . . .	.315

(44) @ Boston	5/19/17
(38) vs. Toronto	5/25/16
(44) @ Boston	5/19/17
(36) @ Washington	4/24/08
(32) vs. Boston	5/11/10
	2016
	2018
@ Detroit	5/31/07
Golden-State-Indiana-Toronto-Boston	6/13/16-5/19/17
Chicago-New York	5/11/93-4/27/95
Indiana-Toronto-Boston	4/18/18-5/25/18
Detroit-Atlanta-Toronto-Golden State	4/17/16-6/8/16
Chicago-New York	5/15/93-4/27/96
Golden-State-Indiana-Toronto-Boston	6/13/16-5/25/17
Washington-Chicago	4/21/76-5/3/89
vs. Golden State	6/9/17
@ Boston	4/18/85
@ Detroit	5/21/06
vs. Golden State (1st Q)	6/9/17
@ New Jersey	5/18/07
vs. Golden State (1st H)	6/9/17
@ Detroit (2nd H)	5/21/06
@ Orlando	5/26/09
vs. Washington	5/3/06
@ Golden State	6/4/15
@ Boston	5/6/08
(27) @ Atlanta	5/6/16
@ Toronto	5/3/18
(41) at Boston	5/19/17
(25) at Indiana	4/20/17

vs. New York	4/12/78
@ Golden State	6/4/17
vs. Washington	5/3/06
@ Detroit	4/24/09
@ Detroit (2nd Q)	5/7/06
vs. New Jersey (4th Q)	5/16/07
@ Indiana (1st H)	4/20/17
vs. Atlanta (2nd H)	5/5/09
@ Golden State	5/31/18
@ Chicago	5/5/89
@ Washington	5/5/06
@ Golden State	5/7/15
vs. Atlanta	5/11/09

## PLAYOFF OVERTIME GAMES

	Date	W/L	Cle	Opp
ATLANTA	5/24/2015 vs. Atlanta	W	114	111
BOSTON	5/10/1992 @ Boston	W	114	112
CHICAGO	5/5/1989 @ Chicago	W	108	105
	5/3/1994 @ Cleveland	L	92	95
DETROIT	5/31/2007 @ Detroit (2 OT)	W	109	107
GOLDEN STATE	6/4/2015 @ Golden State	L	100	108
	6/7/2015 @ Golden State	W	95	93
	5/31/2018 @ Golden State	L	114	124
ORLANDO	5/26/2009 @ Orlando	L	114	116
TORONTO	5/1/2018 @ Toronto	W	113	112
WASHINGTON	4/26/1976 @ Washington	L	98	102
	5/3/2006 @ Cleveland	W	121	120
	5/5/2006 @ Washington	W	114	113

## CAVALIERS ALL-TIME PLAYOFF TOTALS


Year	Total	Home	Away	OT
1976	6-7	5-2	1-5	0-1
1977	1-2	1-0	0-2	0-0
1978	0-2	0-1	0-1	0-0
1985	1-3	1-1	0-2	0-0
1988	2-3	2-0	0-3	0-0
1989	2-3	1-2	1-1	1-0
1990	2-3	2-0	0-3	0-0
1992	9-8	6-3	3-5	1-0
1993	3-6	2-3	1-3	0-0
1994	0-3	0-1	0-2	0-1
1995	1-3	0-2	1-1	0-0
1996	0-3	0-2	0-1	0-0
1998	1-3	1-1	0-2	0-0
2006	7-6	4-2	3-4	2-0
2007	12-8	7-3	5-5	1-0
2008	7-6	5-1	2-5	0-0
2009	10-4	6-1	4-3	0-1
2010	6-5	4-2	2-3	0-0
2015	14-6	7-3	7-3	2-1
2016	16-5	9-1	7-4	0-0
2017	13-5	6-2	7-3	0-0
2018	12-10	8-3	4-7	1-1
22-Year Totals	125-104	77-36	48-68	8-5
Pct.	.546	.681	.414	.615

## CAVALIERS ALL-TIME PLAY-IN TOURNAMENT RESULTS

### 2022 Play-IN Tournament Results (0-2)

Date	Opponent	W/L			Attendance
April 12	at BKN	L	108	115	17,732
April 15	vs. ATL	L	101	107	19,432

# All-Time Roster



**Andre Miller** played three seasons for the Cavaliers (1999-2001) and still holds the team record for assists in a single season with 882 assists in 2001-02.

# CAVALIERS ALL-TIME ROSTER

## DENG ADEL

Height: 6'7" Weight: 200" Born: February 1, 1997 (Louisville '18)  
Signed as a Two-Way contract on January 15, 2019.

YEAR	GP	MIN	FGM	FGA	FG%	FTM	FTA	FT%	OR	DR	TR	AST	PF-D	STL	BLK	PTS	PPG
2018-19	19	194	11	36	.306	4	4	1.000	3	16	19	5	13-0	1	4	32	1.7

Three-point field goals: 6-23 (.261)

## GARY ALEXANDER

Height: 6'7" Weight: 240 Born: November 1, 1969 (South Florida '92)  
Signed as a free agent, March 23, 1994.

YEAR	GP	MINS	FGM	FGA	FG%	FTM	FTA	FT%	OR	DR	TR	AST	PF-D	STL	BS	PTS	PPG
1993-94	7	43	7	12	.583	3	7	.429	6	6	12	1	7-0	3	0	17	2.4

## LANCE ALLRED

Height: 6'11" Weight: 250 Born: February 2, 1981 (Weber State '05)  
Signed as a free agent by the Cavaliers on April 4, 2008 and signed 10-day contracts on March 13 and March 25, 2008.

YEAR	GP	MINS	FGM	FGA	FG%	FTM	FTA	FT%	OR	DR	TR	AST	PF-D	STL	BS	PTS	PPG
2007-08	3	10	1	4	.250	1	2	.500	0	1	1	0	1-0	0	0	3	1.0

## JOHN AMAECHI

Height: 6'10" Weight: 270 Born: November 26, 1970 (Penn State '95)  
Signed as a free agent, October 5, 1995.

YEAR	GP	MINS	FGM	FGA	FG%	FTM	FTA	FT%	OR	DR	TR	AST	PF-D	STL	BS	PTS	PPG
1995-96	28	357	29	70	.414	19	33	.576	13	39	52	9	49-1	6	11	77	2.8

## PLAYOFFS

YEAR	GP	MINS	FGM	FGA	FG%	FTM	FTA	FT%	OR	DR	TR	AST	PF-D	STL	BS	PTS	PPG
1996	1	2	0	1	.000	0	0	—	0	0	0	0	0-0	0	0	0	0.0

## LOU AMUNDSON

Height: 6'9" Weight: 225 Born: December 7, 1982 (UNLV '06)  
Signed as a free agent, September 26, 2014.

YEAR	GP	MINS	FGM	FGA	FG%	FTM	FTA	FT%	OR	DR	TR	AST	PF-D	STL	BS	PTS	PPG
2014-15	12	79	4	12	.333	3	5	.600	5	15	20	5	22-0	1	0	11	0.9

Three-Point Field Goals: 0-0 (.000)

## CHRIS ANDERSEN

Height: 6'10" Weight: 245 Born: July 7, 1978 (Blinn College '99)  
Signed as a free agent on July 21, 2016

YEAR	GP	MINS	FGM	FGA	FG%	FTM	FTA	FT%	OR	DR	TR	AST	PF-D	STL	BS	PTS	PPG
2016-17	12	114	9	22	.409	10	14	.7140	9	22	31	5	20-0	5	7	28	2.3

Three-Point Field Goals: 0-3 (.000)

## CLIFF ANDERSON

Height: 6'5" Weight: 200 Born: September 7, 1944 (St. Joseph's, PA '67)  
Signed as a free agent, October 15, 1970.

YEAR	GP	MINS	FGM	FGA	FG%	FTM	FTA	FT%	OR	DR	TR	AST	PF-D	STL	BS	PTS	PPG
1970-71	23	171	19	59	.322	41	60	.683	—	—	37	16	22-1	—	—	79	3.4

## DEREK ANDERSON

Height: 6'5" Weight: 190 Born: July 18, 1974 (Kentucky '97)  
Drafted by Cleveland in first round, 1997 (13th pick).

YEAR	GP	MINS	FGM	FGA	FG%	FTM	FTA	FT%	OR	DR	TR	AST	PF-D	STL	BS	PTS	PPG
1997-98	66	1839	239	586	.408	275	315	.873	55	132	187	227	136-0	86	13	770	11.7
1998-99	38	978	125	314	.398	138	165	.836	20	89	109	145	73-0	48	4	409	10.8
2 Years	104	2817	364	900	.404	413	480	.860	75	221	296	372	209-0	134	17	1179	11.3

Three-Point Field Goals: 1997-98, 17-84 (.202); 1998-99, 21-69 (.304); Total 38-153 (.248)

## PLAYOFFS

YEAR	GP	MINS	FGM	FGA	FG%	FTM	FTA	FT%	OR	DR	TR	AST	PF-D	STL	BS	PTS	PPG
1998	4	103	10	22	.455	23	26	.885	0	9	9	11	10-0	5	1	43	10.8



## JUSTIN ANDERSON

Height: 6'6"

Weight: 230

Born: November 19, 1993

(Virginia '15)

Signed a 10-day contract on December 21 via the NBA's hardship exception

YEAR	GP	MIN	FGM	FGA	FG%	FTM	FTA	FT%	OR	DR	TR	AST	PF-D	STL	BLK	PTS	PPG
2021-22	3	47	4	8	.500	3	4	.750	0	6	6	6	4-0	1	0	13	4.3

Three-point field goals: 2-6 (.333)

## RON ANDERSON

Height: 6'7"

Weight: 220

Born: October 15, 1958

(Fresno State '84)

Drafted by Cleveland in second round, 1984 (27th pick).

YEAR	GP	MINS	FGM	FGA	FG%	FTM	FTA	FT%	OR	DR	TR	AST	PF-D	STL	BS	PTS	PPG
1984-85	36	520	84	195	.431	41	50	.820	39	49	88	34	40-0	9	7	210	5.8
1985-86	17	207	37	74	.500	12	16	.750	5	21	26	8	20-0	1	0	86	5.1
2 Years	53	727	121	269	.450	53	66	.803	44	70	114	42	60-0	10	7	296	5.6

Three-Point Field Goals: 1984-85, 1-2 (.500); 1985-86, 0-1 (.000); Total 1-3 (.333).

### PLAYOFFS

YEAR	GP	MINS	FGM	FGA	FG%	FTM	FTA	FT%	OR	DR	TR	AST	PF-D	STL	BS	PTS	PPG
1985	2	9	0	3	.000	0	0	—	1	2	3	0	0-0	0	0	0	0

## MARTYNAS ANDRIUSKEVICIUS

Height: 7'2"

Weight: 240

Born: March 12, 1986

(Lithuania)

Acquired from Orlando in exchange for a second-round pick and cash on June 29, 2005.

YEAR	GP	MINS	FGM	FGA	FG%	FTM	FTA	FT%	OR	DR	TR	AST	PF-D	STL	BS	PTS	PPG
2005-06	6	9	0	1	.000	0	0	—	1	3	4	0	1-0	2	0	0	0.0

## MILOS BABIC

Height: 7'0"

Weight: 240

Born: November 23, 1968

(Tennessee Tech '90)

Traded by Phoenix for the rights to Stefano Rusconi, June 27, 1990.

YEAR	GP	MINS	FGM	FGA	FG%	FTM	FTA	FT%	OR	DR	TR	AST	PF-D	STL	BS	PTS	PPG
1990-91	12	52	6	19	.316	7	12	.583	6	3	9	4	7-0	1	1	19	1.6

## JOHN BAGLEY

Height: 6'0"

Weight: 192

Born: April 23, 1960

(Boston College '83)

Drafted by Cleveland in first round, 1982 (12th pick).

YEAR	GP	MINS	FGM	FGA	FG%	FTM	FTA	FT%	OR	DR	TR	AST	PF-D	STL	BS	PTS	PPG
1982-83	68	990	161	373	.432	64	84	.762	17	79	96	167	74-0	54	5	386	5.7
1983-84	76	1712	257	607	.423	157	198	.793	49	107	156	333	113-1	78	4	673	8.9
1984-85	81	2401	338	693	.488	125	167	.749	54	237	291	697	132-0	129	5	804	9.9
1985-86	78	2472	366	865	.423	170	215	.791	76	199	275	735	165-1	122	10	911	11.7
1986-87	72	2182	312	732	.426	113	136	.831	55	197	252	379	114-0	91	7	768	10.7

5 Years 375 9757 1430 3270 .439 629 800 .786 251 819 1070 2311 598-2 474 31 3542 9.4

Three-Point Field Goals: 1982-83, 0-14 (.000); 1983-84, 2-17 (.118); 1984-85, 3-26 (.115); 1985-86, 9-37 (.243); 1986-87, 31-103 (.301); Total 45-197 (.228).

### PLAYOFFS

YEAR	GP	MINS	FGM	FGA	FG%	FTM	FTA	FT%	OR	DR	TR	AST	PF-D	STL	BS	PTS	PPG
1985	4	168	22	56	.393	7	10	.700	1	15	16	40	7-0	10	0	51	12.8

Three-Point Field Goals: 0-3 (.000).

## TONY BATTIE

Height: 6'11"

Weight: 240

Born: February 11, 1976

(Texas Tech '98)

Acquired along with Kedrick Brown and Eric Williams on December 15, 2003 from the Boston Celtics in exchange for Ricky Davis, Chris Mihm, Michael Stewart and a second-round pick.

YEAR	GP	MINS	FGM	FGA	FG%	FTM	FTA	FT%	OR	DR	TR	AST	PF-D	STL	BS	PTS	PPG
2003-04	50	977	114	267	.427	44	56	.786	79	162	241	37	104-0	18	47	272	5.4

Three-Point Field Goals: 1-8 (.125).

**JOHN BATTLE****Height: 6'2"****Weight: 190****Born: November 9, 1962****(Rutgers '85)***Signed as a free agent, July 17, 1991.*

YEAR	GP	MINS	FGM	FGA	FG%	FTM	FTA	FT%	OR	DR	TR	AST	PF-D	STL	BS	PTS	PPG
1991-92	76	1637	316	659	.480	145	171	.848	19	93	112	159	116-0	36	6	779	10.3
1992-93	41	497	83	200	.415	56	72	.778	4	25	29	54	39-0	9	5	223	5.4
1993-94	51	814	130	273	.476	73	97	.753	7	32	39	83	66-0	22	1	338	6.6
1994-95	28	280	43	114	.377	19	26	.731	3	8	11	37	28-0	8	1	116	4.1
4 Years	196	3228	572	1246	.459	293	366	.801	33	158	191	333	249-0	75	13	1456	7.4

Three-Point Field Goals: 1991-92, 2-17 (.118); 1992-93, 1-6 (.167); 1993-94, 5-19 (.263); 1994-95, 11-31 (.355); Total 19-73 (.260).

**PLAYOFFS**

YEAR	GP	MINS	FGM	FGA	FG%	FTM	FTA	FT%	OR	DR	TR	AST	PF-D	STL	BS	PTS	PPG
1992	15	202	34	82	.415	21	23	.913	4	8	12	15	11-0	5	1	89	5.9
1993	1	6	0	1	.000	0	0	—	0	1	1	1	2-0	0	0	0	0.0
1994	1	8	1	1	1.000	0	0	—	0	2	2	0	0-0	0	0	2	2.0
1995	2	7	2	3	.667	0	0	—	0	0	0	1	1-0	0	0	4	2.0

4 Years 19 223 37 87 .425 21 23 .913 4 11 15 17 14-0 5 1 95 5.0  
Three-Point Field Goals: 1992, 0-2 (.000); 1995, 0-1 (.000); Total 0-3 (.000).**ALFRED BUTCH BEARD****Height: 6'3"****Weight: 185****Born: May 4, 1947****(Louisville '69)***Selected from Atlanta in expansion draft, May 11, 1970. Traded by Golden State with future draft choices for Dwight Davis, May 29, 1975.*

YEAR	GP	MINS	FGM	FGA	FG%	FTM	FTA	FT%	OR	DR	TR	AST	PF-D	STL	BS	PTS	PPG
1971-72	68	2434	394	849	.464	260	342	.760	—	—	276	456	213-2	—	—	1048	15.4
1974-75	15	255	35	90	.389	27	37	.730	14	29	43	45	36-0	10	2	97	6.5
2 Years	83	2689	429	939	.457	287	379	.757	14	29	319	501	249-2	10	2	1145	13.8

**ALL-STAR GAME**

YEAR	GP	MINS	FGM	FGA	FG%	FTM	FTA	FT%	OR	DR	TR	AST	PF	STL	BS	PTS	PPG
1972	1	7	1	4	.250	1	1	1.000	—	—	1	0	0-0	—	—	3	3.0

**BENOIT BENJAMIN****Height: 7'0"****Weight: 265****Born: November 22, 1964****(Creighton '85)***Claimed off waivers, November 1, 1999.*

YEAR	GP	MINS	FGM	FGA	FG%	FTM	FTA	FT%	OR	DR	TR	AST	PF-D	STL	BS	PTS	PPG
1999-2000	3	8	1	3	.333	0	0	—	0	1	1	0	1-0	0	1	2	0.7

**ANTHONY BENNETT****Height: 6'8"****Weight: 243****Born: March 14, 1993****(UNLV '13)***Selected by the Cleveland Cavaliers in the first round (1st overall pick) of the 2013 NBA Draft*

YEAR	GP	MINS	FGM	FGA	FG%	FTM	FTA	FT%	OR	DR	TR	AST	PF-D	STL	BS	PTS	PPG
2013-14	52	663	80	225	.356	44	69	.638	49	106	155	17	93-1	21	8	217	4.2

Three-Point Field Goals: 13-53 (.245)

**ELMER BENNETT****Height: 6'0"****Weight: 170****Born: February 13, 1970****(Notre Dame '92)***Signed as a free agent, January 26, 1995.*

YEAR	GP	MINS	FGM	FGA	FG%	FTM	FTA	FT%	OR	DR	TR	AST	PF-D	STL	BS	PTS	PPG
1994-95	4	18	6	11	.545	3	4	.750	0	1	1	3	3-0	4	0	15	3.8

Three-Point Field Goals: 0-2 (.000).

**MELVIN BENNETT****Height: 6'7"****Weight: 200****Born: January 4, 1955****(Pittsburgh '75)***Signed as a free agent, December 12, 1981.*

YEAR	GP	MINS	FGM	FGA	FG%	FTM	FTA	FT%	OR	DR	TR	AST	PF-D	STL	BS	PTS	PPG
1981-82	3	23	2	4	.500	1	6	.167	1	2	3	0	2-0	1	0	5	1.7

**WINSTON BENNETT**

Height: 6'7"

Weight: 210

Born: February 9, 1965

(Kentucky '88)

Drafted by Cleveland in third round, 1988 (64th pick).

YEAR	GP	MIN	FGM	FGA	FG%	FTM	FTA	FT%	OR	DR	TR	AST	PF-D	STL	BS	PTS	PPG
1989-90	55	990	137	286	.479	64	96	.667	84	104	188	54	133-1	23	10	338	6.1
1990-91	27	334	40	107	.374	35	47	.745	30	34	64	28	50-0	8	2	115	4.3
1991-92	52	831	79	209	.378	35	50	.700	62	99	161	38	121-1	19	9	193	3.7
3 Years	134	2155	256	602	.425	134	193	.694	176	237	413	120	304-2	50	21	646	4.8

Three-Point Field Goals: 1991-92, 0-1 (.000).

**PLAYOFFS**

YEAR	GP	MIN	FGM	FGA	FG%	FTM	FTA	FT%	OR	DR	TR	AST	PF-D	STL	BS	PTS	PPG
1990	5	135	23	47	.489	4	6	.667	14	7	21	5	11-0	3	1	50	10.0

**KENT BENSON**

Height: 6'10"

Weight: 240

Born: December 27, 1954

(Indiana '77)

Traded by Utah with Dell Curry in a three-way trade with New Jersey, October 8, 1987 (the Cavs sent John Bagley and Keith Lee to New Jersey and Melvin Turpin to Utah, and acquired James Bailey from the Nets).

YEAR	GP	MIN	FGM	FGA	FG%	FTM	FTA	FT%	OR	DR	TR	AST	PF-D	STL	BS	PTS	PPG
1987-88	2	12	2	2	1.000	1	2	.500	0	1	1	0	2-0	1	1	5	2.5

**JARON BLOSSOMGAME**

Height: 6'7"

Weight: 220"

Born: September 16, 1993

(Clemson '17)

Signed a Two-Way contract on December 2, 2018.

YEAR	GP	MIN	FGM	FGA	FG%	FTM	FTA	FT%	OR	DR	TR	AST	PF-D	STL	BLK	PTS	PPG
2018-19	27	439	47	106	.443	10	13	.769	26	72	98	13	20-0	7	8	114	4.2

Three-point field goals: 10-39 (.256)

**CORIE BLOUNT**

Height: 6'10"

Weight: 242

Born: January 4, 1969

(Cincinnati '93)

Signed as a free agent, March 13, 1999.

YEAR	GP	MIN	FGM	FGA	FG%	FTM	FTA	FT%	OR	DR	TR	AST	PF-D	STL	BS	PTS	PPG
1998-99	20	368	23	67	.343	22	42	.524	34	71	105	10	47-0	18	12	68	3.4

**ANDREW BOGUT**

Height: 7'0"

Weight: 260

Born: November 28, 1984

(Utah '05)

Signed as a free agent on Mar. 2, 2017

YEAR	GP	MIN	FGM	FGA	FG%	FTM	FTA	FT%	OR	DR	TR	AST	PF-D	STL	BS	PTS	PPG
2016-17	1	1	0	0	-	0	0	-	0	0	0	0	2-0	0	0	0	0.0

Three-Point Field Goals: 0-0 (.000)

**ETDRICK BOHANNON**

Height: 6'9"

Weight: 235

Born: May 29, 1973

(Auburn-Montgomery '97)

Signed to a 10-day contract on January 7, 2001 and to a second 10-day contract on January 18, 2001.

YEAR	GP	MIN	FGM	FGA	FG%	FTM	FTA	FT%	OR	DR	TR	AST	PF-D	STL	BS	PTS	PPG
2000-01	6	19	2	4	.500	4	4	1.000	3	4	7	0	4-0	0	2	8	1.3

**MARQUES BOLDEN**

Height: 6'11"

Weight: 250

Born: April 17, 1998

(Duke '19)

Signed to a 10-day contract on January 30, 2020 and a Two-Way contract on December 19, 2020.

YEAR	GP	MIN	FGM	FGA	FG%	FTM	FTA	FT%	OR	DR	TR	AST	PF-D	STL	BLK	PTS	PPG
2019-20	1	3	0	0	---	0	0	---	0	2	2	0	1-0	1	0	0	0.0
2020-21	6	29	1	3	.333	5	8	.625	3	3	6	0	0-0	2	2	7	1.2
2 Years	7	32	1	3	.333	5	8	.625	3	5	8	0	1-0	3	2	7	1.0

Three-point field goals: 2020-21, 1-3 (.333).

**CARLOS BOOZER**

Height: 6'9"

Weight: 258

Born: November 20, 1981

(Duke '03)

Drafted by Cleveland in second round, 2002 (35th pick).

YEAR	GP	MIN	FGM	FGA	FG%	FTM	FTA	FT%	OR	DR	TR	AST	PF-D	STL	BS	PTS	PPG
2002-03	81	2049	331	618	.536	148	192	.771	202	407	609	106	224-2	59	50	810	10.0
2003-04	75	2592	471	900	.523	219	285	.768	230	627	857	148	199-0	74	55	1162	15.5
2 Years	156	4641	802	1518	.528	367	477	.769	432	1034	1466	254	423-2	133	105	1972	12.6

Three-Point Field Goals: 2002-03, 0-1 (.000) 2003-04, 1-6 (.167) Total 1-7 (.143).

**EARL BOYKINS****Height: 5'5"****Weight: 135****Born: June 2, 1976****(Eastern Michigan '98)**

*Signed to a 10-day contract on March 10, 1999 and to a second 10-day contract on March 23, 1999. Signed for the remainder of the season on April 2, 1999. Signed to a 10-day contract on February 8, 2000 and to a second 10-day contract on February 18, 2000. Signed for the remainder of the season on February 28, 2000.*

YEAR	GP	MINS	FGM	FGA	FG%	FTM	FTA	FT%	OR	DR	TR	AST	PF-D	STL	BS	PTS	PPG
1998-99	17	170	20	58	.345	2	3	.667	6	7	13	27	17-0	5	0	44	2.6
1999-2000	25	253	53	112	.473	18	23	.783	11	14	25	45	23-0	12	1	132	5.3
2 Years	42	423	73	170	.429	20	26	.769	17	21	38	72	40-0	17	1	176	4.2

Three-Point Field Goals: 1998-99, 2-13 (.154); 1999-2000, 8-20 (.400); Total 10-33 (.303).

**A.J. BRAMLETT****Height: 6'10"****Weight: 227****Born: January 10, 1977****(Arizona '99)**

*Drafted by Cleveland in second round, 1999 (39th pick)*

YEAR	GP	MINS	FGM	FGA	FG%	FTM	FTA	FT%	OR	DR	TR	AST	PF-D	STL	BS	PTS	PPG
1999-2000	8	61	4	21	.190	0	0	—	12	10	22	0	13-0	1	0	8	1.0

**TERRELL BRANDON****Height: 5'11"****Weight: 180****Born: May 20, 1970****(Oregon '92)**

*Drafted by Cleveland in first round, 1991 (11th pick).*

YEAR	GP	MINS	FGM	FGA	FG%	FTM	FTA	FT%	OR	DR	TR	AST	PF-D	STL	BS	PTS	PPG
1991-92	82	1605	252	601	.419	100	124	.806	49	113	162	316	107-0	81	22	605	7.4
1992-93	82	1622	297	621	.478	118	143	.825	37	142	179	302	122-1	79	27	725	8.8
1993-94	73	1548	230	548	.420	139	162	.858	38	121	159	277	108-0	84	16	606	8.3
1994-95	67	1961	341	762	.448	159	186	.855	35	151	186	363	118-0	107	14	889	13.3
1995-96	75	2570	510	1096	.465	338	381	.887	47	201	248	487	146-1	132	33	1449	19.3
1996-97	78	2868	575	1313	.438	268	297	.902	48	253	301	490	177-1	138	30	1519	19.5

6 Years 457 12174 2205 4941 .446 1122 1293 .868 254 981 1235 2235 778-3 621 142 5793 12.7  
 Three-Point Field Goals: 1991-92, 1-23 (.043); 1992-93, 13-42 (.310); 1993-94, 7-32 (.219); 1994-95, 48-121 (.397); 1995-96, 91-235 (.387); 1996-97, 101-271 (.373); Total 261-724 (.360).

**PLAYOFFS**

YEAR	GP	MINS	FGM	FGA	FG%	FTM	FTA	FT%	OR	DR	TR	AST	PF-D	STL	BS	PTS	PPG
1992	12	157	22	55	.400	3	4	.750	4	18	22	30	17-0	3	1	47	3.9
1993	8	132	20	46	.435	9	9	1.000	4	13	17	17	6-0	7	3	51	6.4
1994	3	56	12	19	.632	2	3	.667	1	3	4	5	1-0	1	0	26	8.7
1996	3	125	21	47	.447	13	15	.867	1	8	9	24	10-0	4	1	58	19.3
4 Years	26	470	75	167	.449	27	31	.871	10	42	52	76	34-0	15	5	182	7.0

Three-Point Field Goals: 1992, 0-3 (.000); 1993, 2-5 (.400); 1996, 3-9 (.333); Total 5-17 (.294).

**ALL-STAR GAME**

YEAR	GP	MINS	FGM	FGA	FG%	FTM	FTA	FT%	OR	DR	TR	AST	PF-D	STL	BS	PTS	PPG
1996	1	20	4	10	.400	2	2	1.000	1	0	1	3	1-0	1	1	11	11.0
1997	1	17	4	11	.364	0	0	—	1	2	3	8	2-0	2	0	10	10.0
2 Years	2	37	8	21	.381	2	2	1.000	2	2	4	11	3-0	3	1	21	10.5

Three-Point Field Goals: 1996, 1-4 (.250); 1997, 2-4 (.500); Total 3-8 (.375).

**BRAD BRANSON****Height: 6'10"****Weight: 220****Born: September 24, 1958****(SMU '80)**

*Signed as a free agent, March 30, 1982.*

YEAR	GP	MINS	FGM	FGA	FG%	FTM	FTA	FT%	OR	DR	TR	AST	PF-D	STL	BS	PTS	PPG
1981-82	10	176	21	52	.404	11	12	.917	14	19	33	6	17-0	5	4	53	5.3

**MIKE BRATZ****Height: 6'2"****Weight: 185****Born: October 17, 1955****(Stanford '77)**

*Traded by Dallas for a 1984 first round draft choice, September 16, 1980.*

YEAR	GP	MINS	FGM	FGA	FG%	FTM	FTA	FT%	OR	DR	TR	AST	PF-D	STL	BS	PTS	PPG
1980-81	80	2595	319	817	.390	107	132	.811	66	132	198	452	194-1	136	17	802	10.0

Three-Point Field Goals: 57-169 (.337).

**J.R. BREMER****Height: 6'2"****Weight: 185****Born: September 19, 1980****(St. Bonaventure '02)**

*Acquired from the Boston Celtics along with Bruno Sundov and a future second round pick in exchange for Jumaine Jones on July 29, 2003.*

YEAR	GP	MINS	FGM	FGA	FG%	FTM	FTA	FT%	OR	DR	TR	AST	PF-D	STL	BS	PTS	PPG
2003-04	31	403	39	137	.285	13	20	.650	7	26	33	39	27-0	18	4	110	3.5

Three-Point Field Goals: 1981-82, 5-21 (.238); 1982-83, 0-3 (.000); 1985-86, 5-17 (.294); Total 10-41 (.244).

**JIM BREWER**

Height: 6'9"

Weight: 210

Born: December 3, 1951

(Minnesota '73)

*Drafted by Cleveland in first round, 1973 (second pick).*

YEAR	GP	MINS	FGM	FGA	FG%	FTM	FTA	FT%	OR	DR	TR	AST	PF-D	STL	BS	PTS	PPG
1973-74	82	1862	210	548	.383	80	123	.650	207	317	524	149	192-1	46	35	500	6.1
1974-75	82	1991	291	639	.455	103	159	.648	205	304	509	128	150-2	77	43	685	8.4
1975-76	82	2913	400	874	.458	140	214	.654	298	593	891	209	214-0	94	89	940	11.5
1976-77	82	2672	296	657	.451	97	178	.545	275	487	762	195	214-3	94	82	689	8.4
1977-78	80	1798	175	390	.449	46	100	.460	182	313	495	98	178-1	60	48	396	5.0
1978-79	55	1301	114	259	.440	23	48	.479	125	245	370	74	136-2	48	56	251	4.6
6 Years	463	12537	1486	3367	.441	489	822	.595	1292	2259	3551	853	1084-9	419	353	3461	7.5

**PLAYOFFS**

YEAR	GP	MINS	FGM	FGA	FG%	FTM	FTA	FT%	OR	DR	TR	AST	PF-D	STL	BS	PTS	PPG
1976	13	489	44	101	.436	26	48	.542	40	100	140	37	34-0	13	12	114	8.8
1977	3	113	11	27	.407	1	1	1.000	11	25	36	5	11-0	4	4	23	7.7
1978	1	9	0	1	.000	0	2	.000	0	0	0	0	2-0	0	0	0	0.0
3 Years	17	611	55	129	.426	27	51	.529	51	125	176	42	47-0	17	16	137	8.1

**RON BREWER**

Height: 6'4"

Weight: 185

Born: September 16, 1955

(Arkansas '78)

*Traded by San Antonio with Reggie Johnson and cash for Mike Mitchell and Roger Phegley, December 23, 1981.**Signed as a free agent, January 11, 1986.*

YEAR	GP	MINS	FGM	FGA	FG%	FTM	FTA	FT%	OR	DR	TR	AST	PF-D	STL	BS	PTS	PPG
1981-82	47	1724	387	833	.465	134	172	.779	42	69	111	121	114-0	59	23	913	19.4
1982-83	21	563	98	245	.400	44	51	.863	9	28	37	27	27-0	20	6	240	11.4
1985-86	40	552	83	215	.386	33	37	.892	14	39	53	40	43-0	17	6	204	5.1
3 Years	108	2839	568	1293	.439	211	260	.812	65	136	201	188	184-0	96	35	1357	12.6

Three-Point Field Goals: 1981-82, 5-21 (.238) 1982-83, 0-3 (.000) 1985-86, 5-17 (.294) Total 10-41 (.244).

**GARY BROKAW**

Height: 6'4"

Weight: 178

Born: January 11, 1954

(Notre Dame '75)

*Traded by Milwaukee with Elmore Smith for Rowland Garrett and future draft choices, January 13, 1977.*

YEAR	GP	MINS	FGM	FGA	FG%	FTM	FTA	FT%	OR	DR	TR	AST	PF-D	STL	BS	PTS	PPG
1976-77	39	596	112	240	.467	58	82	.707	12	47	59	117	79-2	14	13	282	7.2

**PLAYOFFS**

YEAR	GP	MINS	FGM	FGA	FG%	FTM	FTA	FT%	OR	DR	TR	AST	PF-D	STL	BS	PTS	PPG
1977	3	44	9	19	.474	2	6	.333	3	1	4	12	7-0	2	1	20	6.7

**SCOTT BROOKS**

Height: 5'11"

Weight: 165

Born: July 31, 1965

(Cal-Irvine '87)

*Signed as a free agent, December 12, 1997.*

YEAR	GP	MINS	FGM	FGA	FG%	FTM	FTA	FT%	OR	DR	TR	AST	PF-D	STL	BS	PTS	PPG
1997-98	43	312	28	66	.424	18	20	.900	6	24	30	49	25-0	18	3	79	1.8

Three-Point Field Goals: 5-11 (.455).

**PLAYOFFS**

YEAR	GP	MINS	FGM	FGA	FG%	FTM	FTA	FT%	OR	DR	TR	AST	PF-D	STL	BS	PTS	PPG
1998	1	8	0	1	.000	2	2	1.000	0	0	0	2	1-0	0	0	2	2.0

**CHUCKY BROWN**

Height: 6'8"

Weight: 220

Born: February 29, 1968

(North Carolina State '89)

*Drafted by Cleveland in second round, 1989 (43rd pick). Signed to a 10-day contract on January 29, 2001 and to a second 10-day contract on February 12, 2001. Signed for the remainder of the season on February 22, 2001.*

YEAR	GP	MINS	FGM	FGA	FG%	FTM	FTA	FT%	OR	DR	TR	AST	PF-D	STL	BS	PTS	PPG
1989-90	75	1339	210	447	.470	125	164	.762	83	148	231	50	148-0	33	26	545	7.3
1990-91	74	1485	263	502	.524	101	144	.701	78	135	213	80	130-0	26	24	627	8.5
1991-92	6	50	5	10	.500	5	8	.625	2	4	6	3	7-0	3	0	15	2.5
2000-01	20	265	31	75	.413	16	24	.667	5	31	36	6	27-0	6	6	78	3.9
4 Years	175	3139	509	1034	.492	247	340	.726	168	318	486	139	312-0	68	56	1265	7.2

Three-Point Field Goals: 1989-90, 0-7 (.000); 1990-91, 0-4 (.000); 2000-01, 0-1; Total 0-12 (.000).

**DEVIN BROWN****Height: 6'5"****Weight: 220****Born: December 30, 1978****(Texas-San Antonio '02)***Signed as a free agent by the Cavaliers on September 29, 2007.*

YEAR	GP	MINS	FGM	FGA	FG%	FTM	FTA	FT%	OR	DR	TR	AST	PF-D	STL	BS	PTS	PPG
2007-08	78	1762	217	531	.409	107	142	.754	65	198	263	175	144-1	52	7	586	7.5

Three Point Field Goals: 2007-08, 45-146 (.308).

**PLAYOFFS**

YEAR	GP	MINS	FGM	FGA	FG%	FTM	FTA	FT%	OR	DR	TR	AST	PF-D	STL	BS	PTS	PPG
2008	8	92	9	34	.265	10	15	.667	8	11	19	9	10-0	2	0	33	4.1

**KEDRICK BROWN****Height: 6'7"****Weight: 222****Born: March 18 1981****(Okaloosa-Walton CC '03)***Acquired along with Tony Battle and Eric Williams on December 15, 2003 from the Boston Celtics in exchange for Ricky Davis, Chris Mihm, Michael Stewart and a second-round pick.*

YEAR	GP	MINS	FGM	FGA	FG%	FTM	FTA	FT%	OR	DR	TR	AST	PF-D	STL	BS	PTS	PPG
2003-04	34	561	72	155	.465	9	14	.643	23	55	78	39	42-0	13	5	179	5.3

Three-Point Field Goals: 2003-04, 26-67 (.388).

**MOSES BROWN****Height: 7'2"****Weight: 245****Born: October 13, 1999****(UCLA '19)***Signed two 10-day contracts on March 10, 2022 and March 21, 2022; converted to a standard NBA contract on April 10, 2022.*

YEAR	GP	MINS	FGM	FGA	FG%	FTM	FTA	FT%	OR	DR	TR	AST	PF-D	STL	BLK	PTS	PPG
2021-22	14	176	37	58	.638	16	29	.552	23	51	74	0	25-0	4	7	90	6.4

Three-point field goals: 0-0 (-)

**SHANNON BROWN****Height: 6'4"****Weight: 211****Born: November 29, 1985****(Michigan State '06)***Drafted by the Cleveland Cavaliers in the first round (25th pick overall) of the 2006 NBA Draft.*

YEAR	GP	MINS	FGM	FGA	FG%	FTM	FTA	FT%	OR	DR	TR	AST	PF-D	STL	BS	PTS	PPG
2006-07	23	202	28	74	.378	10	14	.714	6	15	21	10	24-0	7	3	73	3.2
2007-08	15	218	41	111	.369	14	23	.609	5	13	18	17	27-0	10	1	105	7.0
2 Years	38	420	69	185	.373	24	37	.649	11	28	39	27	51-0	17	4	178	4.7

Three-Point Field Goals: 2006-07, 7-25 (.280); 2007-08, 9-29 (.310).

**PLAYOFFS**

YEAR	GP	MINS	FGM	FGA	FG%	FTM	FTA	FT%	OR	DR	TR	AST	PF-D	STL	BS	PTS	PPG
2007	1	1	0	0	0.00	0	0	0.00	0	0	0	0	0	0	0	0	0.0

**TIERRE BROWN****Height: 6'2"****Weight: 189****Born: June 3, 1979****(McNeese State '01)***Signed to a 10-day contract on March 3, 2003. Signed for the remainder of the season on March 24, 2003.*

YEAR	GP	MINS	FGM	FGA	FG%	FTM	FTA	FT%	OR	DR	TR	AST	PF-D	STL	BS	PTS	PPG
2002-03	15	168	27	59	.458	11	14	.786	8	22	30	39	9-0	13	0	65	4.3

Three-Point Field Goals: 0-1 (.000).

**MARK BRYANT****Height: 6'9"****Weight: 250****Born: April 25, 1965****(Seton Hall '88)***Signed as a free agent, August 12, 1999.*

YEAR	GP	MINS	FGM	FGA	FG%	FTM	FTA	FT%	OR	DR	TR	AST	PF-D	STL	BS	PTS	PPG
1999-2000	75	1712	174	346	.503	76	94	.809	126	226	352	61	250-5	31	31	424	5.7

**MITCHELL BUTLER****Height: 6'5"****Weight: 221****Born: December 15, 1970****(UCLA '93)***Signed as a free agent, October 2, 1997. Signed as a free agent, January 21, 1999. Signed as a free agent, March 19, 1999.*

YEAR	GP	MINS	FGM	FGA	FG%	FTM	FTA	FT%	OR	DR	TR	AST	PF-D	STL	BS	PTS	PPG
1997-98	18	206	15	47	.319	6	10	.600	6	16	22	18	26-0	8	0	37	2.1
1998-99	31	418	67	139	.482	23	32	.719	13	31	44	22	41-0	15	4	168	5.4
2 Years	49	624	82	186	.441	29	42	.690	19	47	66	40	67-0	23	4	205	4.2

Three-Point Field Goals: 1997-98, 1-6 (.167); 1998-99, 11-29 (.379); Total 12-35 (.343).

**ANDREW BYNUM****Height: 7'0"****Weight: 285****Born: October 27, 1987****(St. Joseph HS '05)***Signed as a free agent on July 19, 2013.*

YEAR	GP	MINS	FGM	FGA	FG%	FTM	FTA	FT%	OR	DR	TR	AST	PF-D	STL	BS	PTS	PPG
2013-14	24	480	85	203	.419	32	42	.762	47	79	126	27	28-0	6	28	202	8.4

## ALEC BURKS

Height: 6'6"

Weight: 214"

Born: July 20, 1991

(Colorado '11)

Acquired on November 29, 2018 along with two future second round draft picks from the Utah Jazz in exchange for guard Kyle Korver.

YEAR	GP	MIN	FGM	FGA	FG%	FTM	FTA	FT%	OR	DR	TR	AST	PF-D	STL	BLK	PTS	PPG
2018-19	34	979	136	340	.400	79	98	.805	26	160	186	98	62-0	25	16	396	11.6
Three-point field goals: 45-119 (.378)																	

## MICHAEL CAGE

Height: 6'9"

Weight: 248

Born: January 28, 1962

(San Diego State '84)

Signed as a free agent, August 3, 1994.

YEAR	GP	MINS	FGM	FGA	FG%	FTM	FTA	FT%	OR	DR	TR	AST	PF-D	STL	BS	PTS	PPG
1994-95	82	2040	177	340	.521	53	88	.602	203	361	564	56	149-1	61	67	407	5.0
1995-96	82	2631	220	396	.556	50	92	.543	288	441	729	53	215-0	87	79	490	6.0
2 Years	164	4671	397	736	.539	103	180	.572	491	802	1293	109	364-1	148	146	897	5.5
Three-Point Field Goals: 1994-95, 0-2 (.000); 1995-96, 0-1 (.000); Total, 0-3 (.000).																	

### PLAYOFFS

YEAR	GP	MINS	FGM	FGA	FG%	FTM	FTA	FT%	OR	DR	TR	AST	PF-D	STL	BS	PTS	PPG
1995	4	81	8	18	.444	0	2	.000	8	10	18	3	9-0	2	4	16	4.0
1996	3	101	8	14	.571	3	5	.600	13	15	28	2	5-0	2	5	19	6.3
2 Years	7	182	16	32	.500	3	7	.429	21	25	46	5	14-0	4	9	35	5.0
Three-Point Field Goals: 1995, 0-1 (.000).																	

## JOSE CALDERON

Height: 6'3"

Weight: 200

Born: September 28, 1981

(Tau Vitoria, Spain '03)

Signed as a free agent on July 10, 2017.

YEAR	GP	MINS	FGM	FGA	FG%	FTM	FTA	FT%	OR	DR	TR	AST	PF-D	STL	BS	PTS	PPG
2017-18	57	914	93	185	.503	24	30	.800	14	70	84	117	81-0	27	2	255	4.5
Three-Point Field Goals: 45-97 (.464)																	

## MACK CALVIN

Height: 6'0"

Weight: 175

Born: July 27, 1948

(USC '69)

Signed as a free agent, December 19, 1980.

YEAR	GP	MINS	FGM	FGA	FG%	FTM	FTA	FT%	OR	DR	TR	AST	PF-D	STL	BS	PTS	PPG
1980-81	21	128	13	39	.333	25	35	.714	2	10	12	28	13-0	5	0	52	2.5
Three-Point Field Goals: 1-5 (.200).																	

## TONY CAMPBELL

Height: 6'7"

Weight: 215

Born: May 7, 1962

(Ohio State '84)

Signed as a free agent, October 31, 1994.

YEAR	GP	MINS	FGM	FGA	FG%	FTM	FTA	FT%	OR	DR	TR	AST	PF-D	STL	BS	PTS	PPG
1994-95	78	1128	161	392	.411	132	159	.830	60	93	153	69	122-0	32	8	469	6.0
Three-Point Field Goals: 15-42 (.357).																	

### PLAYOFFS

YEAR	GP	MINS	FGM	FGA	FG%	FTM	FTA	FT%	OR	DR	TR	AST	PF-D	STL	BS	PTS	PPG
1995	4	37	6	14	.429	10	12	.833	1	1	2	1	3-0	1	1	23	5.8
Three-Point Field Goals: 1-2 (.500).																	



**AUSTIN CARR**

Height: 6'4"

Weight: 200

Born: March 10, 1948

(Notre Dame '71)

Drafted by Cleveland in first round, 1971 (first pick).

YEAR	GP	MINS	FGM	FGA	FG%	FTM	FTA	FT%	OR	DR	TR	AST	PF-D	STL	BS	PTS	PPG
1971-72	43	1539	381	894	.426	149	196	.760	—	—	150	148	99-0	—	—	911	21.2
1972-73	82	3097	702	1575	.446	281	342	.822	—	—	369	279	185-1	—	—	1685	20.5
1973-74	81	3100	748	1682	.445	279	326	.856	139	150	289	305	189-2	92	14	1775	21.9
1974-75	41	1081	252	538	.468	89	106	.840	51	56	107	154	57-0	48	2	593	14.5
1975-76	65	1282	276	625	.442	106	134	.791	67	65	132	122	92-0	37	2	658	10.1
1976-77	82	2409	558	1221	.457	213	268	.795	120	120	240	220	221-3	57	10	1329	16.2
1977-78	82	2186	414	945	.438	183	225	.813	76	111	187	225	168-1	68	19	1011	12.3
1978-79	82	2714	551	1161	.475	292	358	.816	155	135	290	217	210-1	77	14	1394	17.0
1979-80	77	1595	390	839	.465	127	172	.738	81	84	165	150	120-0	39	3	909	11.8
9 Years	635	19003	4272	9480	.451	1719	2127	.808	689	721	1929	1820	1341-8	418	64	10265	16.2

**PLAYOFFS**

YEAR	GP	MINS	FGM	FGA	FG%	FTM	FTA	FT%	OR	DR	TR	AST	PF-D	STL	BS	PTS	PPG
1976	13	273	66	138	.478	22	36	.611	11	12	23	26	29-0	6	3	154	11.8
1977	3	83	11	39	.282	1	3	.333	4	6	10	10	13-0	2	1	23	7.7
1978	2	69	10	27	.370	15	16	.938	3	5	8	5	8-0	2	1	35	17.5
3 Years	18	425	87	204	.426	38	55	.691	18	23	41	41	50-0	10	5	212	11.8

**ALL-STAR GAME**

YEAR	GP	MINS	FGM	FGA	FG%	FTM	FTA	FT%	OR	DR	TR	AST	PF-D	STL	BS	PTS	PPG
1974	1	5	0	4	.000	0	0	—	—	—	1	0	1-0	—	—	0	0.0

**KENNY CARR**

Height: 6'7"

Weight: 230

Born: August 15, 1955

(North Carolina State '77)

Traded by Los Angeles for two second round draft choices (1980 and 1981), October 24, 1979.

YEAR	GP	MINS	FGM	FGA	FG%	FTM	FTA	FT%	OR	DR	TR	AST	PF-D	STL	BS	PTS	PPG
1979-80	79	1838	378	768	.492	173	263	.658	199	389	588	77	246-3	66	52	929	11.8
1980-81	81	2615	469	918	.511	292	409	.714	260	575	835	192	296-3	76	42	1230	15.2
1981-82	46	1482	271	524	.517	145	220	.659	114	280	394	63	180-0	58	16	688	15.0
3 Years	206	5935	1118	2210	.506	610	892	.684	573	1244	1817	332	722-6	200	110	2847	13.8

**OMRI CASSPI**

Height: 6'9"

Weight: 225

Born: June 22, 1988

(Maccabi Electra Tel-Aviv/Israel '09)

Acquired in a trade from the Sacramento Kings on June 30, 2011 along with Sacramento's first round pick (protected) in the 2012 NBA Draft in exchange for J.J. Hickson.

YEAR	GP	MINS	FGM	FGA	FG%	FTM	FTA	FT%	OR	DR	TR	AST	PF-D	STL	BS	PTS	PPG
2011-12	65	1344	166	412	.403	74	108	.685	63	165	228	66	115-0	37	21	459	7.1
2012-13	43	506	63	160	.394	22	41	.537	20	94	114	28	45-1	25	12	173	4.0
2 Years	108	1850	229	572	.400	96	149	.644	83	259	342	94	160-1	62	33	632	5.9

Three-Point Field Goals: 2011-12, 53-168 (.315); 2012-13, 25-76 (.329); Total 78-244 (.320).

**LEN CHAPPELL**

Height: 6'8"

Weight: 230

Born: January 31, 1941

(Wake Forest '62)

Selected from Milwaukee in expansion draft, May 11, 1970.

YEAR	GP	MINS	FGM	FGA	FG%	FTM	FTA	FT%	OR	DR	TR	AST	PF-D	STL	BS	PTS	PPG
1970-71	6	86	15	38	.395	11	14	.786	—	—	18	1	9-0	—	—	41	6.8

**WILL CHERRY**

Height: 6'0"

Weight: 185

Born: February 8, 1991

(Montana '12)

Signed as a free agent on Nov. 2, 2014.

YEAR	GP	MINS	FGM	FGA	FG%	FTM	FTA	FT%	OR	DR	TR	AST	PF-D	STL	BS	PTS	PPG
2014-15	8	69	5	19	.263	3	6	.500	1	4	5	8	22-0	6	1	15	1.9

Three-Point Field Goals: 2-9 (.222)

**DERRICK CHIEVOUS**

Height: 6'7"

Weight: 204

Born: July 3, 1967

(Missouri '88)

Traded by Houston for three second round draft choices, February 21, 1990.

YEAR	GP	MINS	FGM	FGA	FG%	FTM	FTA	FT%	OR	DR	TR	AST	PF-D	STL	BS	PTS	PPG
1989-90	14	99	15	42	.357	19	24	.792	7	8	15	4	11-0	3	1	49	3.5
1990-91	18	110	17	46	.370	9	16	.563	11	7	18	2	16-0	3	1	43	2.4
2 Years	32	209	32	88	.364	28	40	.700	18	15	33	6	27-0	6	2	92	2.9

Three-Point Field Goals: 1989-90, 0-1 (.000).

**PLAYOFFS**

YEAR	GP	MINS	FGM	FGA	FG%	FTM	FTA	FT%	OR	DR	TR	AST	PF-D	STL	BS	PTS	PPG
1990	3	28	6	10	.600	7	9	.778	2	1	3	2	2-0	1	0	19	6.3

**PETE CHILCUTT**

Height: 6'10"

Weight: 245

Born: September 14, 1968

(North Carolina '91)

Signed to a 10-day contract on January 31, 2000 and to a second 10-day contract on February 14, 2000.

YEAR	GP	MINS	FGM	FGA	FG%	FTM	FTA	FT%	OR	DR	TR	AST	PF-D	STL	BS	PTS	PPG
1999-2000	6	30	0	2	.000	0	0	—	4	5	9	1	3-0	0	0	0	0.0

**JIM CHONES**

Height: 6'11"

Weight: 230

Born: November 30, 1949

(Marquette '72)

Traded by Los Angeles for a future draft choice, May 17, 1974.

YEAR	GP	MINS	FGM	FGA	FG%	FTM	FTA	FT%	OR	DR	TR	AST	PF-D	STL	BS	PTS	PPG
1974-75	72	2427	446	916	.487	152	224	.679	156	521	677	132	247-5	49	120	1044	14.5
1975-76	82	2741	563	1258	.448	172	260	.662	197	542	739	163	241-2	42	93	1298	15.8
1976-77	82	2378	450	972	.463	155	212	.731	208	480	688	104	258-3	32	77	1055	12.9
1977-78	82	2906	525	1113	.472	180	250	.720	219	625	844	131	235-4	52	58	1230	15.0
1978-79	82	2850	472	1073	.440	158	215	.735	260	582	842	181	278-4	47	102	1102	13.4
5 Years	400	13302	2456	5332	.461	817	1161	.704	1040	2750	3790	711	1259-18	222	450	5729	14.3

**PLAYOFFS**

YEAR	GP	MINS	FGM	FGA	FG%	FTM	FTA	FT%	OR	DR	TR	AST	PF-D	STL	BS	PTS	PPG
1976	7	242	47	114	.412	11	18	.611	14	36	50	6	23-0	1	6	105	15.0
1977	3	99	16	27	.593	7	7	1.000	11	20	31	3	9-0	0	1	39	13.0
1978	2	82	13	27	.481	4	8	.500	3	12	15	7	7-0	2	1	30	15.0
3 Years	12	423	76	168	.452	22	33	.667	28	68	96	16	39-0	3	8	174	14.5

**EARL CLARK**

Height: 6'10"

Weight: 234

Born: January 17, 1988

(Louisville '09)

Signed as a free agent on July 12, 2013.

YEAR	GP	MINS	FGM	FGA	FG%	FTM	FTA	FT%	OR	DR	TR	AST	PF-D	STL	BS	PTS	PPG
2013-14	45	698	90	240	.375	14	24	.583	20	107	127	16	61-0	16	19	234	5.2

Three-Point Field Goals: 40-116 (.345)

**JORDAN CLARKSON**

Height: 6'4"

Weight: 194

Born: June 7, 1992

(Missouri '14)

Acquired along with forward Larry Nance Jr. from the Los Angeles Lakers in exchange for guard Isaiah Thomas, forward Channing Frye and Cleveland's own 2018 protected first round pick (protected 1-3) on February 8, 2018.

YEAR	GP	MIN	FGM	FGA	FG%	FTM	FTA	FT%	OR	DR	TR	AST	PF-D	STL	BLK	PTS	PPG
2017-18	28	632	131	287	.456	44	108	.810	13	45	58	48	44-0	19	3	353	12.6
2018-19	81	2214	529	1180	.448	162	192	.844	82	188	270	196	112-0	57	13	1364	16.8
2019-20	29	666	144	326	.442	76	86	.884	21	48	69	70	33-0	17	8	423	14.6
3 Years	138	3512	804	1793	.448	282	386	.730	116	281	397	314	189-0	93	24	2140	15.5

Three-point field goals: 2017-18, 44-108 (.407); 2018-19, 144-445 (.324); 2019-20, 59-159 (.371); Total, 247-712 (.346)

**PLAYOFFS**

YEAR	GP	MIN	FGM	FGA	FG%	FTM	FTA	FT%	OR	DR	TR	AST	PF-D	STL	BLK	PTS	PPG
2018	19	285	37	123	.301	5	6	.833	9	23	32	13	21-0	8	3	90	4.7

Three-point field goals: 2018, 11-46 (.239)

**JIM CLEAMONS**

Height: 6'3"

Weight: 185

Born: September 13, 1949

(Ohio State '71)

Traded by Los Angeles for a future draft choice, August 31, 1972.

YEAR	GP	MINS	FGM	FGA	FG%	FTM	FTA	FT%	OR	DR	TR	AST	PF-D	STL	BS	PTS	PPG
1972-73	80	1392	192	423	.454	75	101	.743	—	—	167	205	108-0	—	—	459	5.7
1973-74	81	1642	236	545	.433	93	133	.699	63	167	230	227	152-1	61	17	565	7.0
1974-75	74	2691	369	768	.480	144	181	.796	97	232	329	381	194-0	84	21	882	11.9
1975-76	82	2835	413	887	.466	174	218	.798	124	230	354	428	214-2	124	20	1000	12.2
1976-77	60	2045	257	592	.434	112	148	.757	99	174	273	308	126-0	66	23	626	10.4
5 Years	377	10605	1467	3215	.456	598	781	.766	383	803	1353	1549	794-3	335	81	3532	9.4

**PLAYOFFS**

YEAR	GP	MINS	FGM	FGA	FG%	FTM	FTA	FT%	OR	DR	TR	AST	PF-D	STL	BS	PTS	PPG
1976	13	503	73	184	.397	33	40	.825	23	48	71	61	34-0	8	3	179	13.8

**MATEEN CLEAVES**

Height: 6'2"

Weight: 205

Born: September 7, 1977

(Michigan State '00)

Signed to a 10-day contract on March 29, 2004.

YEAR	GP	MINS	FGM	FGA	FG%	FTM	FTA	FT%	OR	DR	TR	AST	PF-D	STL	BS	PTS	PPG
2003-04	4	92	7	23	.304	1	2	.500	1	6	7	19	13-0	4	2	15	3.8

Three-Point Field Goals: 2003-04, 0-1 (.000)

**BARRY CLEMENS**

Height: 6'7"

Weight: 215

Born: May 1, 1943

(Ohio Wesleyan '65)

Traded by Seattle with Lenny Wilkens for Butch Beard, August 23, 1972.

YEAR	GP	MINS	FGM	FGA	FG%	FTM	FTA	FT%	OR	DR	TR	AST	PF-D	STL	BS	PTS	PPG
1972-73	72	1119	209	405	.516	53	68	.779	—	—	211	115	136-0	—	—	471	6.5
1973-74	71	913	163	346	.471	62	73	.849	42	124	166	80	136-2	36	2	388	5.5
2 Years	143	2032	372	751	.495	115	141	.816	42	124	377	195	272-2	36	2	859	6.0

**BIMBO COLES**

Height: 6'2"

Weight: 182

Born: April 22, 1968

(Virginia Tech '90)

Signed as a free agent on August 12, 2000.

YEAR	GP	MINS	FGM	FGA	FG%	FTM	FTA	FT%	OR	DR	TR	AST	PF-D	STL	BS	PTS	PPG
2000-01	47	804	91	239	.381	48	56	.857	9	39	48	138	87-0	27	6	232	4.9
2001-02	47	693	56	146	.384	33	37	.892	12	43	55	107	59-0	13	4	149	3.2
2002-03	21	516	34	119	.286	27	34	.794	10	38	48	56	43-0	11	4	102	4.9
3 Years	115	2013	181	504	.359	108	127	.850	31	120	151	301	189-0	51	14	483	4.2

Three-Point Field Goals: 2000-01, 2-16 (.125); 2001-02, 4-20 (.200); 2002-03, 7-25 (.280); Total 13-61 (.213).

**MARQUESE CHRISS**

Height: 6'10"

Weight: 240"

Born: July 2, 1997

(Washington '16)

Acquired along with Brandon Knight and two future draft picks in a three-team trade on February 7, 2019. In exchange, Cleveland sent Nik Stauskas and Wade Baldwin IV as well as a 2021 second round draft pick (via Milwaukee) to Houston, and Alec Burks to the Sacramento Kings. Houston also received Iman Shumpert from Sacramento and sent their own 2020 second round pick to the Kings.

YEAR	GP	MIN	FGM	FGA	FG%	FTM	FTA	FT%	OR	DR	TR	AST	PF-D	STL	BLK	PTS	PPG
2018-19	27	395	56	146	.384	26	38	.684	33	81	114	16	64-1	15	7	153	5.7

Three-point field goals: 15-57 (.263)

**STEVE COLTER**

Height: 6'3"

Weight: 175

Born: July 24, 1962

(New Mexico State '84)

Signed as a free agent, October 5, 1994.

YEAR	GP	MINS	FGM	FGA	FG%	FTM	FTA	FT%	OR	DR	TR	AST	PF-D	STL	BS	PTS	PPG
1994-95	57	752	67	169	.396	54	71	.761	13	46	59	101	53-0	30	6	196	3.4

Three-Point Field Goals: 8-35 (.229).

**PLAYOFFS**

YEAR	GP	MINS	FGM	FGA	FG%	FTM	FTA	FT%	OR	DR	TR	AST	PF-D	STL	BS	PTS	PPG
1995	4	43	5	10	.500	2	4	.500	1	0	1	2	2-0	1	0	12	3.0

Three-Point Field Goals: 0-1 (.000).

**JEFF COOK**

Height: 6'10"

Weight: 225

Born: October 21, 1956

(Idaho State '78)

Traded by Phoenix with a 1983 third round draft choice and cash for James Edwards, February 7, 1983.

YEAR	GP	MINS	FGM	FGA	FG%	FTM	FTA	FT%	OR	DR	TR	AST	PF-D	STL	BS	PTS	PPG
1982-83	30	782	87	162	.537	38	50	.760	75	131	206	44	92-3	27	18	212	7.1
1983-84	81	1950	188	387	.486	94	130	.723	174	310	484	123	282-7	68	47	471	5.8
1984-85	18	440	46	105	.438	17	27	.630	41	63	104	23	53-0	5	9	109	6.1
3 Years	129	3172	321	654	.491	149	207	.720	290	504	794	190	427-10	100	74	792	6.1

Three-Point Field Goals: 1982-83, 0-1 (.000); 1983-84, 1-2 (.500); 1984-85, 0-1 (.000); Total 1-4 (.250).

**QUINN COOK**

Height: 6'1"

Weight: 179

Born: March 23, 1993

(Duke '15)

Signed to a 10-day contract on March 12, 2021 and March 22, 2021.

YEAR	GP	MIN	FGM	FGA	FG%	FTM	FTA	FT%	OR	DR	TR	AST	PF-D	STL	BLK	PTS	PPG
2020-21	7	95	17	42	.405	3	3	1.000	2	10	12	13	8-0	3	0	43	6.1

Three-point field goals: 6-13 (.462).

**TYLER COOK**

Height: 6'9"

Weight: 255

Born: September 23, 1997

(Iowa '19)

Claimed off waivers on Oct. 19, 2019; Two-Way contract converted to a standard NBA Contract on Jan. 3, 2020; Signed to a 10-day contract on Jan. 9, 2020; Signed to a second 10-day contract on Jan. 20, 2020.

YEAR	GP	MIN	FGM	FGA	FG%	FTM	FTA	FT%	OR	DR	TR	AST	PF-D	STL	BLK	PTS	PPG
2019-20	11	35	7	10	.700	5	6	.833	4	6	10	1	4-0	1	0	19	1.7

Three-point field goals: 0-0 (.000)

**JOE COOKE**

Height: 6'3"

Weight: 175

Born: August 14, 1948

(Indiana '70)

Drafted by Cleveland in sixth round, 1970 (94th pick).

YEAR	GP	MINS	FGM	FGA	FG%	FTM	FTA	FT%	OR	DR	TR	AST	PF-D	STL	BS	PTS	PPG
1970-71	73	725	134	341	.393	48	59	.814	—	—	114	93	135-2	—	—	316	4.3

**TYRONE CORBIN**

Height: 6'6"

Weight: 222

Born: December 31, 1962

(DePaul '85)

Signed as a free agent, January 24, 1987.

YEAR	GP	MINS	FGM	FGA	FG%	FTM	FTA	FT%	OR	DR	TR	AST	PF-D	STL	BS	PTS	PPG
1986-87	32	438	43	117	.368	42	57	.737	36	60	96	17	48-0	17	2	129	4.0
1987-88	54	1148	158	322	.491	77	98	.786	79	141	220	56	128-2	42	15	393	7.3
2 Years	86	1586	201	439	.458	119	155	.768	115	201	316	73	176-2	59	17	522	6.1

Three-Point Field Goals: 1986-87, 1-4 (.250); 1987-88, 0-3 (.000); Total 1-7 (.143).

**JOE COURTNEY**

Height: 6'9

Weight: 228

Born: October 17, 1969

(Southern Mississippi '92)

Signed as a free agent, October 6, 1995.

YEAR	GP	MINS	FGM	FGA	FG%	FTM	FTA	FT%	OR	DR	TR	AST	PF-D	STL	BS	PTS	PPG
1995-96	23	200	15	35	.429	8	18	.444	24	25	49	9	35-0	5	6	38	1.7

**GEFF CROMPTON**

Height: 6'11"

Weight: 295

Born: July 4, 1955

(North Carolina '78)

Signed as a free agent, March 10, 1984.

YEAR	GP	MINS	FGM	FGA	FG%	FTM	FTA	FT%	OR	DR	TR	AST	PF-D	STL	BS	PTS	PPG
1983-84	7	23	1	8	.125	3	6	.500	6	3	9	1	4-0	1	1	5	0.7

**JOHN CROTTY**

Height: 6'1"

Weight: 185

Born: July 15, 1969

(Virginia '91)

Signed as a free agent, October 23, 1995.

YEAR	GP	MINS	FGM	FGA	FG%	FTM	FTA	FT%	OR	DR	TR	AST	PF-D	STL	BS	PTS	PPG
1995-96	58	617	51	114	.447	62	72	.861	20	34	54	102	60-0	22	6	172	3.0

Three-Point Field Goals: 8-27 (.296).

**PLAYOFFS**

YEAR	GP	MINS	FGM	FGA	FG%	FTM	FTA	FT%	OR	DR	TR	AST	PF-D	STL	BS	PTS	PPG
1996	2	9	0	0	—	2	2	1.000	1	0	1	1	6-0	1	1	2	1.0

**JAE CROWDER**

Height: 6'6"

Weight: 235

Born: July 6, 1990

(Marquette '12)

Acquired from the Boston Celtics along with Isaiah Thomas, Jae Crowder, the Brooklyn Nets' 2018 unprotected first round pick and Miami Heat's 2020 second round pick in exchange for Kyrie Irving on August 22, 2017.

YEAR	GP	MIN	FGM	FGA	FG%	FTM	FTA	FT%	OR	DR	TR	AST	PF-D	STL	BLK	PTS	PPG
2017-18	53	1346	157	376	.418	78	92	.848	41	132	173	58	124-0	41	12	454	8.6

Three-point field goals: 62-189 (.328)

**JARED CUNNINGHAM**

Height: 6'4"

Weight: 187

Born: May 22, 1991

(Oregon State '12)

Signed as a free agent on October 25, 2015.

YEAR	GP	MINS	FGM	FGA	FG%	FTM	FTA	FT%	OR	DR	TR	AST	PF-D	STL	BS	PTS	PPG
2015-16	40	355	32	91	.352	30	48	.625	3	26	29	19	37-0	12	2	104	2.6

Three-Point Field Goals: 10-32 (.313)

**DELL CURRY**

Height: 6'5"

Weight: 195

Born: June 25, 1964

(Virginia Tech '86)

Traded by Utah with Kent Benson in a three-way trade with New Jersey, October 8, 1987. The Cavs sent John Bagley and Keith Lee to New Jersey and Melvin Turpin to Utah, and acquired James Bailey from the Nets.

YEAR	GP	MINS	FGM	FGA	FG%	FTM	FTA	FT%	OR	DR	TR	AST	PF-D	STL	BS	PTS	PPG
1987-88	79	1499	340	742	.458	79	101	.782	43	123	166	149	128-0	94	22	787	10.0

Three-Point Field Goals: 28-81 (.346).

**PLAYOFFS**

YEAR	GP	MINS	FGM	FGA	FG%	FTM	FTA	FT%	OR	DR	TR	AST	PF-D	STL	BS	PTS	PPG
1988	2	17	1	4	.250	0	0	—	1	0	1	2	1-0	0	1	2	1.0

Three-Point Field Goals: 0-1 (.000).

**SETH CURRY**

Height: 6'1"

Weight: 180

Born: August 23, 1990

(Duke '13)

Signed to a 10-day contract on March 21, 2014

YEAR	GP	MINS	FGM	FGA	FG%	FTM	FTA	FT%	OR	DR	TR	AST	PF-D	STL	BS	PTS	PPG
2013-14	1	9	1	3	.333	0	0	.000	0	1	1	0	0-0	2	0	3	3.0

Three-Point Field Goals: 1-1 (1.000)

**BRAD DAUGHERTY**

Height: 7'0"

Weight: 263

Born: October 19, 1965

(North Carolina '86)

*Drafted by Cleveland in first round, 1986 (first pick).*

YEAR	GP	MINS	FGM	FGA	FG%	FTM	FTA	FT%	OR	DR	TR	AST	PF-D	STL	BS	PTS	PPG
1986-87	80	2695	487	905	.538	279	401	.696	152	495	647	304	248-3	49	63	1253	15.7
1987-88	79	2957	551	1081	.510	378	528	.716	151	514	665	333	235-2	48	56	1480	18.7
1988-89	78	2821	544	1012	.538	386	524	.737	167	551	718	285	175-1	63	40	1475	18.9
1989-90	41	1438	244	509	.479	202	287	.704	77	296	373	130	108-1	29	22	690	16.8
1990-91	76	2946	605	1155	.524	435	579	.751	177	653	830	253	191-2	74	46	1645	21.6
1991-92	73	2643	576	1010	.570	414	533	.777	191	569	760	262	190-1	65	78	1566	21.5
1992-93	71	2691	520	911	.571	391	492	.795	164	562	726	312	174-0	53	56	1432	20.2
1993-94	50	1838	296	606	.488	256	326	.785	128	380	508	149	145-1	41	36	848	17.0
1994-95	DID NOT PLAY — INJURED																
1995-96	DID NOT PLAY — INJURED																

10 Years 548 20029 3823 7189 .532 2741 3670 .747 1207 4020 5227 2028 1466-11 422 397 10389 19.0

Three-Point Field Goals: 1987-88, 0-2 (.000); 1988-89, 1-3 (.333); 1989-90, 0-2 (.000); 1990-91, 0-3 (.000); 1991-92, 0-2 (.000); 1992-93, 1-2 (.500); Total 2-14 (.143).

**PLAYOFFS**

YEAR	GP	MINS	FGM	FGA	FG%	FTM	FTA	FT%	OR	DR	TR	AST	PF-D	STL	BS	PTS	PPG
1988	5	204	29	63	.460	21	31	.677	10	36	46	16	11-0	2	7	79	15.8
1989	5	167	17	47	.362	21	35	.600	12	34	46	12	18-0	6	5	55	11.0
1990	5	186	41	70	.586	32	46	.696	4	44	48	20	12-0	2	4	114	22.8
1992	17	687	124	235	.528	118	145	.814	37	137	174	58	47-0	11	17	366	21.5
1993	9	356	64	115	.557	40	50	.800	26	79	105	31	25-1	6	7	168	18.7
5 Years	41	1600	275	530	.519	232	307	.756	89	330	419	137	113-1	27	40	782	19.1

Three-Point Field Goals: 1989, 0-1 (.000); 1992, 0-1 (.000); Total 0-2 (.000).

**ALL-STAR GAME**

YEAR	GP	MINS	FGM	FGA	FG%	FTM	FTA	FT%	OR	DR	TR	AST	PF-D	STL	BLK	PTS	PPG
1988	1	15	6	7	.857	0	0	—	0	3	3	1	4-0	0	1	12	12.0
1989	1	15	0	3	.000	0	0	—	2	1	3	0	0-0	1	0	0	0.0
1991	1	12	3	7	.429	2	3	.667	3	2	5	1	0-0	0	0	8	8.0
1992	1	15	3	8	.375	0	0	—	3	3	6	1	0-0	1	0	6	6.0
1993	1	19	3	4	.750	2	4	.500	1	6	7	0	0-0	0	0	8	8.0
5 Years	5	76	15	29	.517	4	7	.571	9	15	24	3	4-0	2	1	34	6.8

**KORNEL DAVID**

Height: 6'9"

Weight: 230

Born: October 22, 1971

(Budapest AEH)

*Signed to a 10-day contract on January 6, 2000 and to a second 10-day contract on January 16, 2000.*

YEAR	GP	MINS	FGM	FGA	FG%	FTM	FTA	FT%	OR	DR	TR	AST	PF-D	STL	BS	PTS	PPG
1999-2000	6	31	4	9	.444	3	4	.750	4	4	8	1	7-0	4	1	11	1.8

**BARON DAVIS**

Height: 6'3"

Weight: 212

Born: April 13, 1979

(UCLA '99)

*Acquired in a trade from the Los Angeles Clippers on February 24, 2011 along with a 2011 first round pick. In exchange, the Cavaliers sent Jamarion Moon and Mo Williams to the Clippers.*

YEAR	GP	MINS	FGM	FGA	FG%	FTM	FTA	FT%	OR	DR	TR	AST	PF-D	STL	BS	PTS	PPG
2010-11	15	381	75	178	.421	22	27	.815	6	30	36	92	29-0	16	6	208	13.9

Three-Point Field Goals: 2010-11, 36-87 (.414)

**CHARLIE DAVIS**

Height: 6'2"

Weight: 160

Born: September 7, 1949

(Wake Forest '71)

*Drafted by Cleveland in eighth round, 1971 (120th pick).*

YEAR	GP	MINS	FGM	FGA	FG%	FTM	FTA	FT%	OR	DR	TR	AST	PF-D	STL	BS	PTS	PPG
1971-72	61	1144	229	569	.402	142	169	.840	—	—	92	123	143-3	—	—	600	9.8
1972-73	6	86	20	41	.488	4	7	.571	—	—	5	10	20-1	—	—	44	7.3
2 Years	67	1230	249	610	.408	146	176	.830	—	—	97	133	163-4	—	—	644	9.6

**DWIGHT DAVIS**

Height: 6'8"

Weight: 220

Born: October 28, 1949

(Houston '72)

*Drafted by Cleveland in first round, 1972 (third pick).*

YEAR	GP	MINS	FGM	FGA	FG%	FTM	FTA	FT%	OR	DR	TR	AST	PF-D	STL	BS	PTS	PPG
1972-73	81	2151	293	748	.392	176	222	.793	—	—	563	118	297-5	—	—	762	9.4
1973-74	76	2477	376	862	.436	197	274	.719	174	470	644	186	291-6	63	74	949	12.5
1974-75	78	1964	295	666	.443	176	245	.718	108	356	464	150	254-3	45	39	766	9.8
3 Years	235	6592	964	2276	.424	549	741	.741	282	826	1671	454	841-14	108	113	2477	10.5

**ED DAVIS****Height: 6'9"****Weight: 225****Born: June 5, 1989****(North Carolina '10)***Signed as a free agent with Cleveland on October 13, 2021*

YEAR	GP	MIN	FGM	FGA	FG%	FTM	FTA	FT%	OR	DR	TR	AST	PF-D	STL	BLK	PTS	PPG
2021-22	31	201	11	16	.688	6	14	.429	14	50	64	7	33-0	3	9	28	0.9

Three-point field goals: 0-0 (-)

**HARRY DAVIS****Height: 6'8"****Weight: 220****Born: January 27, 1956****(Florida State '78)***Drafted by Cleveland in second round, 1978 (33rd pick).*

YEAR	GP	MINS	FGM	FGA	FG%	FTM	FTA	FT%	OR	DR	TR	AST	PF-D	STL	BS	PTS	PPG
1978-79	40	394	66	153	.431	30	43	.698	27	39	66	16	66-1	13	8	162	4.1

**JOHNNY DAVIS****Height: 6'2"****Weight: 170****Born: October 21, 1955****(Dayton '77)***Traded by Atlanta for Stewart Granger and John Garriss, August 8, 1984.*

YEAR	GP	MINS	FGM	FGA	FG%	FTM	FTA	FT%	OR	DR	TR	AST	PF-D	STL	BS	PTS	PPG
1984-85	76	1920	337	791	.426	255	300	.850	35	84	119	426	136-1	43	4	941	12.4
1985-86	39	612	102	237	.430	67	79	.848	6	30	36	105	44-0	24	4	273	7.0
2 Years	115	2532	439	1028	.427	322	379	.850	41	114	155	531	180-1	67	8	1214	10.6

Three-Point Field Goals: 1984-85, 12-46 (.261); 1985-86, 2-11 (.182); Total 14-57 (.246).

**PLAYOFFS**

YEAR	GP	MINS	FGM	FGA	FG%	FTM	FTA	FT%	OR	DR	TR	AST	PF-D	STL	BS	PTS	PPG
1985	3	50	12	16	.750	4	5	.800	1	5	6	15	5-0	5	0	28	9.3

Three-Point Field Goals: 0-1 (.000).

**RICKY DAVIS****Height: 6'7"****Weight: 195****Born: September 23, 1979****(Iowa '98)***Acquired from the Miami Heat in a three-way trade on October 26, 2001. The Cavaliers also acquired Brian Skinner from the Toronto Raptors while the Heat received the rights to Chris Gatling from Cleveland. The Raptors obtained Don MacLean from Miami to complete the transaction.*

YEAR	GP	MINS	FGM	FGA	FG%	FTM	FTA	FT%	OR	DR	TR	AST	PF-D	STL	BS	PTS	PPG
2001-02	82	1954	376	781	.481	196	248	.790	63	180	243	178	145-0	69	23	959	11.7
2002-03	79	3131	602	1470	.410	348	465	.748	97	293	390	436	180-0	125	36	1626	20.6
2003-04	22	796	134	311	.431	51	75	.680	18	103	121	111	51-1	25	8	336	15.3

3 Years 183 5881 1112 2562 .434 595 788 .755 178 576 754 725 651-2 219 67 2921 16.0  
Three-Point Field Goals: 2001-02, 11-35 (.314); 2002-03, 74-204 (.363); 2003-04, 17-48 (.354); Total 102-287 (.355).**ANDREW DECLERCO****Height: 6'10"****Weight: 234****Born: February 1, 1973****(Florida '95)***Acquired along with a first round choice in 1999 from the Boston Celtics in exchange for Vitaly Potapenko on March 11, 1999.*

YEAR	GP	MINS	FGM	FGA	FG%	FTM	FTA	FT%	OR	DR	TR	AST	PF-D	STL	BS	PTS	PPG
1998-99	33	844	110	219	.502	76	112	.679	71	121	192	21	110-2	37	20	296	9.0
1999-2000	82	1831	225	443	.508	94	160	.588	156	283	439	58	275-6	63	66	544	6.6
2 Years	115	2675	335	662	.506	170	272	.625	227	404	631	79	385-8	100	86	840	7.3

**SAM DEKKER****Height: 6'9"****Weight: 230"****Born: May 6, 1994****(Wisconsin '15)***Acquired from the Los Angeles Clippers along with the draft rights to Renaldas Seibutis and cash considerations in exchange for the draft rights to Vladimir Veremeenko on August 7, 2018.*

YEAR	GP	MIN	FGM	FGA	FG%	FTM	FTA	FT%	OR	DR	TR	AST	PF-D	STL	BLK	PTS	PPG
2018-19	9	169	22	48	.458	8	10	.800	9	24	33	9	13-0	11	0	57	6.3

Three-point field goals: 5-13 (.385)

## MATTHEW DELLAVEDOVA

Height: 6'4"

Weight: 200

Born: September 8, 1990

(Saint Mary's '13)

Signed as a free agent on August 5, 2013.

YEAR	GP	MINS	FGM	FGA	FG%	FTM	FTA	FT%	OR	DR	TR	AST	PF-D	STL	BS	PTS	PPG
2013-14	72	1271	122	296	.412	38	48	.792	29	94	123	187	121-0	33	5	339	4.7
2014-15	67	1380	111	307	.362	29	38	.763	37	89	126	204	152-0	24	2	319	4.8
2015-16	76	1867	207	511	.405	57	66	.864	33	129	162	337	178-0	44	9	569	7.5
2018-19	36	715	92	223	.413	38	48	.792	6	61	67	152	66-0	12	2	262	7.3
2019-20	57	821	62	175	.354	32	37	.865	18	57	75	180	78-0	20	2	177	3.1
2020-21	13	224	14	56	.250	4	4	1.000	6	18	24	58	21-0	4	1	36	2.8
6 Years	321	6278	608	1568	.388	198	241	.822	129	448	577	1118	616-0	137	21	1702	5.3
Three-Point Field Goals: 2013-14, 57-155 (.368); 2014-15, 68-167 (.407); 2015-16, 98-239 (.410); 2018-19, 40-119 (.336); 2019-20, 21-91 (.231); 2020-21, 4-25 (.160); Total, 288-796 (.362)																	

### PLAYOFFS

YEAR	GP	MINS	FGM	FGA	FG%	FTM	FTA	FT%	OR	DR	TR	AST	PF-D	STL	BS	PTS	PPG
2014-15	20	497	47	136	.346	25	32	.781	10	31	41	53	52-1	9	0	143	7.2
2015-16	20	241	26	74	.351	18	24	.750	4	11	15	56	31-0	1	1	78	3.9
2 Years	40	738	73	210	.348	43	56	.768	14	42	56	109	83-1	10	1	221	5.5
Three-Point Field Goals: 2014-15, 24-76 (.316); 2015-16, 8-31 (.258)																	

## LUOL DENG

Height: 6'9"

Weight: 220

Born: April 16, 1985

(Duke '04)

Acquired from the Chicago Bulls in exchange for center Andrew Bynum, three future draft picks and the right to swap 2015 first round picks (1-14 protected) on January 7, 2014.

YEAR	GP	MINS	FGM	FGA	FG%	FTM	FTA	FT%	OR	DR	TR	AST	PF-D	STL	BS	PTS	PPG
2013-14	40	1353	211	506	.417	40	127	.315	59	144	203	98	58-0	38	5	573	14.3
Three-Point Field Goals: 40-127 (.315)																	

## KANIEL DICKENS

Height: 6'8"

Weight: 215

Born: July 21, 1978

(Idaho '00)

Signed as a free agent on February 22, 2008

YEAR	GP	MINS	FGM	FGA	FG%	FTM	FTA	FT%	OR	DR	TR	AST	PF-D	STL	BS	PTS	PPG
2007-08	5	12	1	3	.333	0	0	---	0	1	1	1	1-0	0	1	2	0.4

## MICKEY DILLARD

Height: 6'3"

Weight: 170

Born: October 15, 1958

(Florida State '81)

Drafted by Cleveland in third round, 1981 (55th pick).

YEAR	GP	MINS	FGM	FGA	FG%	FTM	FTA	FT%	OR	DR	TR	AST	PF-D	STL	BS	PTS	PPG
1981-82	33	221	29	79	.367	15	23	.652	6	9	15	34	40-0	3	2	73	2.2

## DeSAGANA DIOP

Height: 7'0"

Weight: 280

Born: January 30, 1982

(Oak Hill Academy)

Drafted by Cleveland in first round, 2001 (eighth overall)

YEAR	GP	MINS	FGM	FGA	FG%	FTM	FTA	FT%	OR	DR	TR	AST	PF-D	STL	BS	PTS	PPG
2001-02	18	109	12	29	.414	1	5	.200	5	12	17	5	19-0	1	10	25	1.4
2002-03	80	943	54	154	.351	11	30	.367	63	152	215	43	148-4	33	81	119	1.5
2003-04	56	730	57	147	.388	12	20	.600	72	127	199	34	116-1	26	51	126	2.3
2004-05	39	306	20	69	.290	0	5	.000	30	40	70	15	53-0	8	27	40	1.0
4 Years	193	2088	143	399	.358	24	60	.400	170	331	501	97	336-5	68	169	310	1.6
Three-Point Field Goals: 2004-05, 0-2 (.000); Total 0-2 (.000).																	

## MICHAEL DOLEAC

Height: 6'11"

Weight: 262

Born: June 15, 1977

(Utah '98)

Acquired from the Orlando Magic in exchange for the draft rights to Brendan Haywood on June 27, 2001.

YEAR	GP	MINS	FGM	FGA	FG%	FTM	FTA	FT%	OR	DR	TR	AST	PF-D	STL	BS	PTS	PPG
2001-02	42	705	78	187	.417	38	46	.826	47	121	168	25	98-4	15	11	194	4.6

## DAMYAN DOTSON

Height: 6'5"

Weight: 205

Born: May 6, 1994

(Houston '17)

Signed a multi-year contract with the Cleveland Cavaliers on Nov. 25, 2020.

YEAR	GP	MIN	FGM	FGA	FG%	FTM	FTA	FT%	OR	DR	TR	AST	PF-D	STL	BLK	PTS	PPG
2020-21	46	907	119	293	.406	24	36	.667	5	88	93	91	42-0	16	4	308	6.7
Three-point field goals: 46-159 (.289)																	



**GREG DREILING**

Height: 7'1"

Weight: 265

Born: November 7, 1963

(Kansas '86)

*Signed as a free agent, October 5, 1994.*

YEAR	GP	MINS	FGM	FGA	FG%	FTM	FTA	FT%	OR	DR	TR	AST	PF-D	STL	BS	PTS	PPG
1994-95	58	483	42	102	.412	26	41	.634	32	84	116	22	108-1	6	22	110	1.9

**PLAYOFFS**

YEAR	GP	MINS	FGM	FGA	FG%	FTM	FTA	FT%	OR	DR	TR	AST	PF-D	STL	BS	PTS	PPG
1995	1	7	0	2	.000	0	0	—	0	1	1	0	2-0	0	0	0	0.0

**ANDRE DRUMMOND**

Height: 6'10"

Weight: 279

Born: August 10, 1993

(Connecticut '12)

*Acquired from the Detroit Pistons in exchange for guard Brandon Knight, forward/center John Henson and the less favorable of Cleveland and Golden State's 2023 second-round draft picks on February 6, 2020.*

YEAR	GP	MIN	FGM	FGA	FG%	FTM	FTA	FT%	OR	DR	TR	AST	PF-D	STL	BLK	PTS	PPG
2019-20	8	225	58	105	.552	20	39	.513	24	65	89	14	25-0	12	11	140	17.5
2020-21	25	722	180	380	.474	77	129	.597	101	236	337	64	69-1	40	29	437	17.5
2 Years	33	946	238	485	.491	97	168	.577	125	301	426	78	94-1	52	40	577	17.5

Three-point field goals: 2019-20, 4-14 (.286); 2020-21, 0-8 (.000); Total, 4-22 (.182)

**CHRIS DUDLEY**

Height: 6'11"

Weight: 242

Born: February 22, 1965

(Yale '87)

*Drafted by Cleveland in fourth round, 1987 (75th pick).*

YEAR	GP	MINS	FGM	FGA	FG%	FTM	FTA	FT%	OR	DR	TR	AST	PF-D	STL	BS	PTS	PPG
1987-88	55	513	65	137	.474	40	71	.563	74	70	144	23	87-2	13	19	170	3.1
1988-89	61	544	73	168	.435	39	107	.364	72	85	157	21	82-0	9	44	185	3.0
1989-90	37	684	79	203	.389	26	77	.338	88	115	203	20	83-1	19	41	184	5.0
3 Years	153	1741	217	508	.427	105	255	.412	234	270	504	64	252-3	41	104	539	3.5

Three-Point Field Goals: 1988-89, 0-1 (.000).

**PLAYOFFS**

YEAR	GP	MINS	FGM	FGA	FG%	FTM	FTA	FT%	OR	DR	TR	AST	PF-D	STL	BS	PTS	PPG
1988	4	24	2	4	.500	1	2	.500	4	2	6	2	3-0	0	0	5	1.3
1989	1	4	0	1	.000	0	0	—	0	0	0	0	1-0	0	0	0	0.0
2 Years	5	28	2	5	.400	1	2	.500	4	2	6	2	4-0	0	0	5	1.0

**TONY DUMAS**

Height: 6'6"

Weight: 190

Born: August 25, 1972

(Missouri-Kansas City '94)

*Acquired along with Wesley Person from Phoenix in a three-way trade, which also involved Denver on October 1, 1997, in exchange, the Cavs traded a future first round draft pick, while Denver received two first round draft choices and two second round picks from Phoenix. The Suns acquired Antonio McDyess from Denver to complete the transaction.*

YEAR	GP	MINS	FGM	FGA	FG%	FTM	FTA	FT%	OR	DR	TR	AST	PF-D	STL	BS	PTS	PPG
1997-98	7	47	6	12	.500	0	3	.000	1	4	5	5	5-0	0	0	14	2.0

Three-Point Field Goals: 2-4 (.500).

**MIKE DUNLEAVY**

Height: 6'9"

Weight: 220

Born: September 15, 1980

(Duke '02)

*Acquired along with draft rights to forward Vladimir Veremeenko from the Chicago Bulls in exchange for the rights to forward Albert Miralles on July 7, 2016.*

YEAR	GP	MINS	FGM	FGA	FG%	FTM	FTA	FT%	OR	DR	TR	AST	PF-D	STL	BS	PTS	PPG
2016-17	12	266	36	90	.400	14	19	.7370	5	42	47	20	32-0	6	2	106	4.6

Three-Point Field Goals: 20-57 (.351)

**JAMES EDWARDS**

Height: 7'0"

Weight: 225

Born: November 22, 1955

(Washington '77)

*Signed as a free agent, May 25, 1981.*

YEAR	GP	MINS	FGM	FGA	FG%	FTM	FTA	FT%	OR	DR	TR	AST	PF-D	STL	BS	PTS	PPG
1981-82	77	2539	528	1033	.511	232	339	.684	189	392	581	123	347-17	24	117	1288	16.7
1982-83	15	382	73	150	.487	38	61	.623	37	59	96	13	61-3	7	14	184	12.3
2 Years	92	2921	601	1183	.508	270	400	.675	226	451	677	136	408-20	31	131	1472	16.0

Three-Point Field Goals: 1981-82, 0-4 (.000).

**SHANE EDWARDS**

Height: 6'7"

Weight: 220

Born: May 31, 1987

(Arkansas - Little Rock '09)

*Signed to a 10-day contract on March 12, 2014.*

YEAR	GP	MINS	FGM	FGA	FG%	FTM	FTA	FT%	OR	DR	TR	AST	PF-D	STL	BS	PTS	PPG
2013-14	2	12	1	3	.333	0	0	.000	1	1	2	0	1-0	0	0	2	1.0

**JOHNNY EGAN**

Height: 6'0"

Weight: 180

Born: January 31, 1939

(Providence '61)

*Selected from Los Angeles in expansion draft, May 11, 1970.*

YEAR	GP	MINS	FGM	FGA	FG%	FTM	FTA	FT%	OR	DR	TR	AST	PF-D	STL	BS	PTS	PPG
1970-71	26	410	40	98	.408	25	28	.893	—	—	32	58	31-0	—	—	105	4.0

**CRAIG EHLO**

Height: 6'7"

Weight: 205

Born: August 11, 1961

(Washington State '83)

*Signed as a free agent, January 13, 1987.*

YEAR	GP	MINS	FGM	FGA	FG%	FTM	FTA	FT%	OR	DR	TR	AST	PF-D	STL	BS	PTS	PPG
1986-87	44	890	99	239	.414	70	99	.707	55	106	161	92	80-0	40	30	273	6.2
1987-88	79	1709	226	485	.466	89	132	.674	86	188	274	206	182-0	82	30	563	7.1
1988-89	82	1867	249	524	.475	71	117	.607	100	195	295	266	161-0	110	19	608	7.4
1989-90	81	2894	436	940	.464	126	185	.681	147	292	439	371	226-2	126	23	1102	13.6
1990-91	82	2766	344	773	.445	95	140	.679	142	246	388	376	209-0	121	34	832	10.1
1991-92	63	2016	310	684	.453	87	123	.707	94	213	307	238	150-0	78	22	776	12.3
1992-93	82	2559	385	785	.490	86	120	.717	113	290	403	254	170-0	104	22	949	11.6

7 Years 513 14701 2049 4430 .463 624 916 .681 737 1530 2267 1803 1178-2 661 180 5103 9.9

Three-Point Field Goals: 1986-87, 5-29 (.172); 1987-88, 22-64 (.344); 1988-89, 39-100 (.390); 1989-90, 104-248 (.419); 1990-91, 49-149 (.329); 1991-92, 69-167 (.413); 1992-93, 93-244 (.381); Total 381-1001 (.381).

**PLAYOFFS**

YEAR	GP	MINS	FGM	FGA	FG%	FTM	FTA	FT%	OR	DR	TR	AST	PF-D	STL	BS	PTS	PPG
1988	5	128	17	40	.425	10	16	.625	3	15	18	17	14-0	5	0	44	8.8
1989	4	97	17	39	.436	9	11	.818	2	4	6	13	10-0	3	1	48	12.0
1990	5	196	26	62	.419	12	19	.632	7	25	32	32	18-0	6	0	69	13.8
1992	17	552	63	152	.414	16	21	.762	22	55	77	77	40-0	21	5	163	9.6
1993	9	289	38	91	.418	12	15	.800	10	21	31	25	19-0	12	4	98	10.9

5 Years 40 1262 161 384 .419 59 82 .720 44 120 164 164 101-0 47 10 422 10.6

Three-Point Field Goals: 1988, 0-8 (.000); 1989, 5-13 (.385); 1990, 5-15 (.333); 1992, 21-51 (.412); 1993, 10-26 (.385); Total 41-113 (.363).

**WAYNE ELLINGTON**

Height: 6'4"

Weight: 200

Born: November 29, 1987

(North Carolina '09)

*Acquired along with Marreese Speights, Josh Selby and a future first round draft pick on January 22, 2013 from the Memphis Grizzlies in exchange for Jon Leuer.*

YEAR	GP	MINS	FGM	FGA	FG%	FTM	FTA	FT%	OR	DR	TR	AST	PF-D	STL	BS	PTS	PPG
2012-13	38	985	145	330	.439	53	59	.898	20	94	114	62	43-0	29	2	396	10.4

Three-Point Field Goals: 2012-13, 53-143 (.371); Total 53-143 (.371).

**SEMIH ERDEN**

Height: 7'0"

Weight: 240

Born: July 28, 1986

(Istanbul, Turkey)

*Acquired in a trade from the Boston Celtics on February 24, 2011 along with Luke Harangody in exchange for a 2013 second-round pick*

YEAR	GP	MINS	FGM	FGA	FG%	FTM	FTA	FT%	OR	DR	TR	AST	PF-D	STL	BS	PTS	PPG
2010-11	4	65	4	14	.286	5	6	.833	6	5	11	26	12-0	2	3	13	3.3
2011-12	28	334	39	74	.527	21	41	.512	20	52	72	1	60-10	10	5	99	3.5
2 years	32	399	43	88	.489	26	47	.553	26	57	83	27	254-3	12	8	112	3.5

Three-Point Field Goals: 2010-11, 0-0 (.000); 2011-12, 0-0(.000); Total 0-0 (.000).

**MIKE EVANS**

Height: 6'1"

Weight: 170

Born: April 19, 1955

(Kansas State '78)

*Signed as a free agent, February 20, 1982.*

YEAR	GP	MINS	FGM	FGA	FG%	FTM	FTA	FT%	OR	DR	TR	AST	PF-D	STL	BS	PTS	PPG
1981-82	8	74	11	35	.314	5	8	.625	2	8	10	20	10-0	4	0	27	3.4

**DANTE EXUM**

Height: 6'5"

Weight: 190

Born: July 13, 1995

(Australia '14)

*Acquired along with two second-round draft picks from the Utah Jazz in exchange for guard Jordan Clarkson on December 24, 2019.*

YEAR	GP	MIN	FGM	FGA	FG%	FTM	FTA	FT%	OR	DR	TR	AST	PF-D	STL	BLK	PTS	PPG
2019-20	24	402	46	96	.479	30	41	.732	9	46	55	33	30-0	12	6	135	5.6
2020-21	6	116	10	26	.385	1	2	.500	2	15	17	13	9-0	4	2	23	3.8
2 Years	30	518	56	122	.459	31	43	.721	11	61	72	46	39-0	16	8	158	5.3

Three-point field goals: 2019-20, 13-37 (.351); 2020-21, 1-2 (.182); Total, 15-48 (.313).

**CHRISTIAN EYENGA**

Height: 6'5"

Weight: 210

Born: June 22, 1989

(Kinshasa, Democratic Republic of Congo)

*Selected by the Cavaliers in the first round (30th overall pick) of the 2009 NBA Draft.*

YEAR	GP	MINS	FGM	FGA	FG%	FTM	FTA	FT%	OR	DR	TR	AST	PF-D	STL	BS	PTS	PPG
2010-11	44	946	130	306	.425	18	28	.643	27	96	123	35	78-0	34	28	303	6.9
2011-12	6	83	3	19	.158	2	6	.333	3	9	12	4	7-0	3	4	9	1.5
2 years	50	1029	133	325	.409	20	34	.588	30	105	135	39	85-0	37	32	312	6.2

Three-Point Field Goals: 2010-11, 25-91 (.275); 2011-12, 1-2 (.500); Total 26-93 (.280)

## TACKO FALL

Height: 7-5"

Weight: 310

Born: December 10, 1995 (UCF '19)

Signed to a two-way contract on October 16, 2021

YEAR	GP	MIN	FGM	FGA	FG%	FTM	FTA	FT%	OR	DR	TR	AST	PF-D	STL	BLK	PTS	PPG
2021-22	11	59	5	12	.417	2	7	.286	7	16	23	2	3-0	0	6	12	1.1

Three-point field goals: 0-0 (.000)

## KAY FELDER

Height: 5'9"

Weight: 176

Born: March 29, 1985

(Oakland '16)

Acquired from the Atlanta Hawks in exchange for cash considerations on June 24, 2016.

YEAR	GP	MINS	FGM	FGA	FG%	FTM	FTA	FT%	OR	DR	TR	AST	PF-D	STL	BS	PTS	PPG
2016-17	42	386	62	158	.392	35	49	.714	3	38	41	58	38-0	18	7	166	4.0

Three-Point Field Goals: 7-22 (.318)

## CARRICK FELIX

Height: 6'6"

Weight: 201

Born: August 17, 1990

(Arizona State '13)

Selected by the Cleveland Cavaliers in the second round (33rd overall pick) of the 2013 NBA Draft.

YEAR	GP	MINS	FGM	FGA	FG%	FTM	FTA	FT%	OR	DR	TR	AST	PF-D	STL	BS	PTS	PPG
2013-14	7	38	7	14	.500	3	4	.750	1	5	6	4	4-0	0	0	19	2.7

Three-Point Field Goals: 2-5 (.400)

## ERIC FERNSTEN

Height: 6'9"

Weight: 205

Born: November 1, 1953

(San Francisco '75)

Drafted by Cleveland in fourth round, 1975 (62nd pick).

YEAR	GP	MINS	FGM	FGA	FG%	FTM	FTA	FT%	OR	DR	TR	AST	PF-D	STL	BS	PTS	PPG
1975-76	4	9	0	2	.000	0	0	—	0	1	1	0	1-0	0	0	0	0.0

## YOGI FERRELL

Height: 6-0"

Weight: 180

Born: May 9, 1993

(Indiana '16)

Signed to a 10-day contract on January 11, 2021.

YEAR	GP	MIN	FGM	FGA	FG%	FTM	FTA	FT%	OR	DR	TR	AST	PF-D	STL	BLK	PTS	PPG
2020-21	2	40	8	21	.381	0	2	.000	3	4	7	5	4-0	3	1	19	9.5

Three-point field goals: 3-9 (.333)

## DANNY FERRY

Height: 6'10"

Weight: 230

Born: October 17, 1966

(Duke '89)

Acquired rights on November 16, 1989 from the Los Angeles Clippers along with Reggie Williams, in exchange for Ron Harper, the Cavs first round draft selections in 1990 and 1992 and the Cavs second round pick in 1991.

YEAR	GP	MINS	FGM	FGA	FG%	FTM	FTA	FT%	OR	DR	TR	AST	PF-D	STL	BS	PTS	PPG
1990-91	81	1661	275	643	.428	124	152	.816	99	187	286	142	230-1	43	25	697	8.6
1991-92	68	937	134	328	.409	61	73	.836	53	160	213	75	135-0	22	15	346	5.1
1992-93	76	1461	220	459	.479	99	113	.876	81	198	279	137	171-1	29	49	573	7.5
1993-94	70	965	149	334	.446	38	43	.884	47	94	141	74	113-0	28	22	350	5.0
1994-95	82	1290	223	500	.446	74	84	.881	30	113	143	96	131-0	27	22	614	7.5
1995-96	82	2680	422	919	.459	103	134	.769	71	238	309	191	233-3	57	37	1090	13.3
1996-97	82	2633	341	794	.429	74	87	.851	82	255	337	151	245-1	56	32	870	10.6
1997-98	69	1034	113	286	.395	32	40	.800	23	91	114	59	118-0	26	17	291	4.2
1998-99	50	1058	141	296	.476	29	33	.879	16	86	102	53	113-0	23	10	349	7.0
1999-2000	63	1326	189	380	.497	52	57	.912	55	183	238	67	181-1	22	24	463	7.3

10 Years 723 15045 2207 4939 .447 686 816 .841 557 1605 2162 1045 1670-7 333 253 5643 7.8

Three-Point Field Goals: 1990-91, 23-77 (.299); 1991-92, 17-48 (.354); 1992-93, 34-82 (.415); 1993-94, 14-51 (.275); 1994-95, 94-233 (.403); 1995-96, 143-363 (.394); 1996-97, 114-284 (.401); 1997-98, 33-99 (.333); 1998-99, 38-97 (.392); 1999-2000, 33-75 (.440); Total 543-1409 (.385).

## PLAYOFFS

YEAR	GP	MINS	FGM	FGA	FG%	FTM	FTA	FT%	OR	DR	TR	AST	PF-D	STL	BS	PTS	PPG
1992	9	55	7	15	.467	4	4	1.000	7	9	16	1	7-0	1	1	19	2.1
1993	8	118	13	34	.382	9	10	.900	4	21	25	14	14-0	4	3	39	4.9
1994	1	4	0	0	—	0	0	—	0	0	0	1	1-0	0	0	0	0.0
1995	4	67	13	25	.520	4	6	.667	0	3	3	6	9-0	2	0	38	9.5
1996	3	117	14	41	.341	0	0	—	1	14	15	9	13-1	3	2	29	9.7
1998	3	10	0	2	.000	0	0	—	0	1	1	0	1-0	0	0	0	0.0

6 Years 28 371 47 117 .402 17 20 .850 12 48 60 31 45-1 10 6 125 4.5

Three-Point Field Goals: 1992, 1-3 (.333); 1993, 4-9 (.444); 1995, 8-15 (.533); 1996, 1-16 (.063); 1998, 0-2 (.000); Total 14-45 (.311).

## BRUCE FLOWERS

Height: 6'8"

Weight: 220

Born: June 13, 1957

(Notre Dame '79)

Drafted by Cleveland in second round, 1979 (26th pick).

YEAR	GP	MINS	FGM	FGA	FG%	FTM	FTA	FT%	OR	DR	TR	AST	PF-D	STL	BS	PTS	PPG
1982-83	53	699	110	206	.534	41	53	.774	71	109	180	45	99-2	19	12	261	4.9

Three-Point Field Goals: 0-2 (.000).

## DON FORD

Height: 6'9"

Weight: 215

Born: December 31, 1952

(Cal-Santa Barbara '75)

Traded by Los Angeles with a 1980 first round draft choice for Butch Lee and a 1982 first round draft choice, February 15, 1980.

YEAR	GP	MINS	FGM	FGA	FG%	FTM	FTA	FT%	OR	DR	TR	AST	PF-D	STL	BS	PTS	PPG
1979-80	73	999	131	274	.478	45	53	.849	44	141	185	65	131-0	22	21	308	4.2
1980-81	64	996	100	224	.446	22	24	.917	74	90	164	84	100-1	15	12	222	3.5
1981-82	21	201	9	24	.375	5	6	.833	14	21	35	11	30-0	8	0	23	1.1
3 Years	158	2196	240	522	.460	72	83	.867	132	252	384	160	261-1	45	33	553	3.5

## FRED FOSTER

Height: 6'5"

Weight: 220

Born: March 18, 1946

(Miami, Oh. '68)

Signed as a free agent, October 29, 1973.

YEAR	GP	MINS	FGM	FGA	FG%	FTM	FTA	FT%	OR	DR	TR	AST	PF-D	STL	BS	PTS	PPG
1973-74	58	649	112	288	.389	54	64	.844	43	65	108	62	79-0	19	6	278	4.8
1974-75	73	1136	217	521	.417	69	97	.711	56	54	110	103	130-1	22	2	503	6.9
2 Years	131	1785	329	809	.407	123	161	.764	99	119	218	165	209-1	41	8	781	6.0

## TIM FRAZIER

Height: 6'0"

Weight: 172

Born: November 1, 1990

(Penn State '14)

Signed to a 10-day contract on February 26, 2022

YEAR	GP	MIN	FGM	FGA	FG%	FTM	FTA	FT%	OR	DR	TR	AST	PF-D	STL	BLK	PTS	PPG
2021-22	2	8	1	2	.500	0	0	-	0	0	0	1	3-0	0	0	2	1.0
Three-point field goals: 0-0 (-).																	

## WALT FRAZIER

Height: 6'4"

Weight: 205

Born: March 29, 1945

(Southern Illinois '67)

Acquired from New York as compensation for anticipated signing of veteran free agent Jim Cleamons, October 7, 1977.

YEAR	GP	MINS	FGM	FGA	FG%	FTM	FTA	FT%	OR	DR	TR	AST	PF-D	STL	BS	PTS	PPG
1977-78	51	1664	336	714	.471	153	180	.850	54	155	209	209	124-1	77	9	825	16.2
1978-79	12	279	54	122	.443	21	27	.778	7	13	20	32	22-0	13	2	129	10.8
1979-80	3	27	4	11	.364	2	2	1.000	1	2	3	8	2-0	2	1	10	3.3
3 Years	66	1970	394	847	.465	176	209	.842	62	170	232	249	148-1	92	12	964	14.6

## WORLD B. FREE

Height: 6'3"

Weight: 190

Born: December 9, 1953

(Guilford '76)

Traded by Golden State for Ron Brewer, December 15, 1982.

YEAR	GP	MINS	FGM	FGA	FG%	FTM	FTA	FT%	OR	DR	TR	AST	PF-D	STL	BS	PTS	PPG
1982-83	54	1933	485	1059	.458	324	434	.747	70	87	157	201	175-3	82	12	1309	24.2
1983-84	75	2375	626	1407	.445	395	504	.784	89	128	217	226	214-2	94	8	1669	22.3
1984-85	71	2249	609	1328	.459	308	411	.749	61	150	211	320	163-0	75	16	1597	22.5
1985-86	75	2535	652	1433	.455	379	486	.780	72	146	218	314	186-1	91	19	1754	23.4
4 Years	275	9092	2372	5227	.454	1406	1835	.766	292	511	803	1061	738-6	342	55	6329	23.0
Three-Point Field Goals: 1982-83, 15-42 (.357); 1983-84, 22-69 (.319); 1984-85, 71-193 (.368); 1985-86, 71-169 (.420); Total 179-473 (.378).																	

## PLAYOFFS

YEAR	GP	MINS	FGM	FGA	FG%	FTM	FTA	FT%	OR	DR	TR	AST	PF-D	STL	BS	PTS	PPG
1985	4	150	41	93	.441	23	25	.920	4	6	10	31	12-0	6	0	105	26.3
Three-Point Field Goals: 0-4 (.000).																	

## GARY FREEMAN

Height: 6'9"

Weight: 208

Born: July 25, 1948

(Oregon State '70)

Traded by Milwaukee with a future draft choice and cash for McCoy McLemore, February 1, 1971.

YEAR	GP	MINS	FGM	FGA	FG%	FTM	FTA	FT%	OR	DR	TR	AST	PF-D	STL	BS	PTS	PPG
1970-71	11	47	7	12	.583	1	2	.500	—	—	8	4	4-0	—	—	15	1.4

## CHANNING FRYE

Height: 7'0"

Weight: 255"

Born: May 17, 1983

(Arizona '05)

Acquired from the Orlando Magic in exchange for G Jared Cunningham and a second round pick on February 18, 2016; signed as a free agent on July 19, 2018

YEAR	GP	MIN	FGM	FGA	FG%	FTM	FTA	FT%	OR	DR	TR	AST	PF-D	STL	BLK	PTS	PPG
2015-16	26	446	71	161	.441	11	14	.786	12	81	93	26	56-0	8	8	196	7.5
2016-17	74	1398	238	520	.458	63	74	.851	37	253	290	45	138-0	33	37	676	9.1
2017-18	44	545	84	169	.497	14	15	.933	10	100	110	28	54-0	17	12	212	4.8
2018-19	36	341	43	117	.368	11	14	.786	4	48	52	20	44-0	6	5	129	5.8
4 Years	180	2730	436	967	.451	99	117	.846	63	482	545	119	292-0	64	62	1213	6.7

Three-point field goals: 2015-16, 43-114 (.377); 2016-17, 137-335 (.409); 2017-18, 30-90 (.333); 2018-19, 32-79 (.405); Total, 242-618 (.392)

### PLAYOFFS

YEAR	GP	MIN	FGM	FGA	FG%	FTM	FTA	FT%	OR	DR	TR	AST	PF	STL	BLK	PTS	PPG
2016	17	237	41	69	.594	6	7	.857	5	36	41	5	37	6	9	114	6.7
2017	12	154	31	60	.517	6	7	.857	0	22	22	13	11	3	4	88	7.3
2 Years	29	391	72	129	.558	12	14	.857	5	58	63	18	48	9	13	202	7.0

Three-point field goals: 2016, 26-46 (.565); 2017, 20-39 (.513); Total, 46-85 (.541)

## TERRY FURLOW

Height: 6'4"

Weight: 190

Born: October 8, 1954

(Michigan State '76)

Traded by Philadelphia for future draft choices, October 3, 1977.

YEAR	GP	MINS	FGM	FGA	FG%	FTM	FTA	FT%	OR	DR	TR	AST	PF-D	STL	BS	PTS	PPG
1977-78	53	827	192	443	.433	88	99	.889	47	60	107	72	67-0	21	14	472	8.9
1978-79	49	1110	275	569	.483	103	125	.824	44	52	96	103	80-1	40	17	653	13.3
2 Years	102	1937	467	1012	.461	191	224	.853	91	112	203	175	147-1	61	31	1125	11.0

### PLAYOFFS

YEAR	GP	MINS	FGM	FGA	FG%	FTM	FTA	FT%	OR	DR	TR	AST	PF-D	STL	BS	PTS	PPG
1978	2	50	13	27	.481	6	6	1.000	3	2	5	5	1-0	0	0	32	16.0

## ROWLAND GARRETT

Height: 6'6"

Weight: 210

Born: July 16, 1950

(Florida State '72)

Traded by Chicago with Nate Thurmond for Steve Patterson and Eric Fernsten, November 27, 1975.

YEAR	GP	MINS	FGM	FGA	FG%	FTM	FTA	FT%	OR	DR	TR	AST	PF-D	STL	BS	PTS	PPG
1975-76	41	216	51	127	.402	15	21	.714	18	24	42	10	36-0	17	3	117	2.9
1976-77	29	215	40	93	.430	18	22	.818	10	30	40	7	30-0	7	3	98	3.4
2 Years	70	431	91	220	.414	33	43	.767	28	54	82	17	66-0	24	6	215	3.1

### PLAYOFFS

YEAR	GP	MINS	FGM	FGA	FG%	FTM	FTA	FT%	OR	DR	TR	AST	PF-D	STL	BS	PTS	PPG
1976	4	5	0	0	—	2	4	.500	0	0	0	0	0-0	0	0	2	0.5

## JOHN GARRIS

Height: 6'8

Weight: 190

Born: June 6, 1959

(Boston College '83)

Drafted by Cleveland in second round, 1983 (27th pick).

YEAR	GP	MINS	FGM	FGA	FG%	FTM	FTA	FT%	OR	DR	TR	AST	PF-D	STL	BS	PTS	PPG
1983-84	33	267	52	102	.510	27	34	.794	35	42	77	10	40-4	8	6	131	4.0

## CHRIS GATLING

Height: 6'10"

Weight: 230

Born: September 3, 1967

(Old Dominion '91)

Acquired from the Miami Heat in a three-way trade on August 30, 2000. The Cavs also acquired Clarence Weatherspoon from Miami and Gary Grant from the Portland Trail Blazers. Portland received Shawn Kemp from Cleveland, Miami acquired Brian Grant from the Trail Blazers and the Cavs obtained a first-round draft pick and cash considerations to complete the trade.

YEAR	GP	MINS	FGM	FGA	FG%	FTM	FTA	FT%	OR	DR	TR	AST	PF-D	STL	BS	PTS	PPG
2000-01	74	1670	329	733	.449	156	228	.684	99	292	391	61	185-0	52	27	842	11.4

Three-Point Field Goals: 28-92 (.304).

## REGGIE GEARY

Height: 6'2"

Weight: 187

Born: August 31, 1973

(Arizona '96)

Drafted by Cleveland in second round, 1996 (56th pick).

YEAR	GP	MINS	FGM	FGA	FG%	FTM	FTA	FT%	OR	DR	TR	AST	PF-D	STL	BS	PTS	PPG
1996-97	39	246	22	58	.379	5	11	.455	4	11	15	36	36-0	13	2	57	1.5

Three-Point Field Goals: 8-21 (.381).

**ALONZO GEE**

Height: 6'6"

Weight: 225

Born: May 29, 1987

(Alabama '09)

Signed as a free agent on December 28, 2010.

YEAR	GP	MINS	FGM	FGA	FG%	FTM	FTA	FT%	OR	DR	TR	AST	PF-D	STL	BS	PTS	PPG
2010-11	40	973	108	234	.462	64	80	.800	49	108	157	33	81-0	33	16	297	7.4
2011-12	63	1827	227	551	.412	167	212	.788	101	221	322	113	149-1	83	17	665	10.6
2012-13	82	2541	305	744	.410	163	205	.795	75	245	320	133	199-2	107	29	842	10.3
2013-14	65	1020	98	236	.415	43	61	.705	35	114	149	47	96-0	39	15	258	4.0
4 Years	250	6361	738	1765	.418	437	558	.783	260	688	948	326	525-3	262	77	2062	8.2

Three-Point Field Goals: 2010-11, 17-49 (.347); 2011-12, 44-137 (.321); 2012-13, 69-219 (.315); 2013-14, 19-58 (.328)

**DANIEL GIBSON**

Height: 6'2"

Weight: 200

Born: February 27, 1986

(Texas '06)

Selected in the second round (42nd overall pick) of the 2006 NBA Draft.

YEAR	GP	MINS	FGM	FGA	FG%	FTM	FTA	FT%	OR	DR	TR	AST	PF-D	STL	BS	PTS	PPG
2006-07	60	990	98	231	.424	28	39	.718	28	64	92	69	94-1	23	8	276	4.6
2007-08	58	1767	201	465	.432	85	105	.810	30	104	134	145	163-2	47	14	605	10.4
2008-09	75	1790	206	527	.391	66	86	.767	31	124	155	132	163-0	44	16	586	7.8
2009-10	56	1076	125	268	.466	34	49	.694	13	60	73	70	79-0	25	7	355	6.3
2010-11	67	1865	264	660	.400	134	163	.822	24	153	177	201	154-3	48	21	780	11.6
2011-12	35	917	87	248	.351	34	43	.791	11	90	101	76	69-1	26	16	263	7.5
2012-13	46	923	84	247	.340	26	37	.703	5	55	60	82	89-1	30	4	250	5.4
7 Years	397	9328	1065	2646	.402	407	522	.780	142	650	792	775	811-8	243	86	3115	7.8

Three-Point Field Goals: 2006-07, 52-124 (.419); 2007-08, 118-268 (.440); 2008-09, 108-283 (.382); 2009-10, 71-149 (.477); 2010-11, 118-293 (.403); 2011-12, 55-139 (.396); 2012-13, 56-163 (.344); Total 578-1419 (.407).

**PLAYOFFS**

YEAR	GP	MINS	FGM	FGA	FG%	FTM	FTA	FT%	OR	DR	TR	AST	PF-D	STL	BS	PTS	PPG
2007	20	402	50	116	.431	38	43	.884	9	23	32	21	34-1	12	4	165	8.3
2008	11	285	35	78	.449	10	14	.714	4	15	19	27	18-0	7	2	99	9.0
2009	14	172	13	40	.325	11	11	1.000	1	6	7	6	18-0	1	3	47	3.4
2010	5	22	2	7	.286	2	2	1.00	0	3	3	1	3-0	0	0	7	1.4
4 Years	50	881	100	241	.415	61	70	.871	14	47	61	55	73-1	20	9	318	6.4

Three-Point Field Goals: 2007, 27-66 (.409); 2008, 19-42 (.452); 2009, 10-28 (.357); 2010, 1-4 (.250); Total 57-140 (.407).

**DREW GOODEN**

Height: 6'10"

Weight: 242

Born: September 24, 1981

(Kansas '02)

Acquired along with Anderson Varejao and Steven Hunter on July 23, 2004 from the Orlando Magic in exchange for Tony Battie and two second round picks.

YEAR	GP	MINS	FGM	FGA	FG%	FTM	FTA	FT%	OR	DR	TR	AST	PF-D	STL	BS	PTS	PPG
2004-05	82	2523	464	943	.492	251	310	.810	207	546	753	130	233-2	77	76	1184	14.4
2005-06	79	2174	334	652	.512	176	258	.682	237	428	665	56	190-2	52	49	845	10.7
2006-07	80	2238	371	784	.473	142	199	.714	263	418	681	88	210-2	70	28	885	11.1
2007-08	51	1564	232	523	.444	110	151	.728	117	306	423	50	144-0	35	30	574	11.3
4 Years	292	8499	1401	2902	.483	679	918	.740	824	1698	2522	324	777-6	234	183	3488	11.9

Three Point Field Goals: 2004-05, 5-28 (.179); 2005-06, 1-3 (.333); 2006-07, 1-6 (.167); 2007-08, 0-3 (.000).

**PLAYOFFS**

YEAR	GP	MINS	FGM	FGA	FG%	FTM	FTA	FT%	OR	DR	TR	AST	PF-D	STL	BS	PTS	PPG
2006	13	282	45	85	.529	17	18	.944	31	67	98	8	40-1	3	2	107	8.2
2007	20	605	99	201	.493	30	39	.769	49	111	160	20	62-2	10	9	228	11.4
2 Years	33	887	144	286	.503	47	57	.825	80	178	258	28	102-3	13	11	335	10.2

Three Point Field Goals: 2007, 0-2 (.000).

**BRANDON GOODWIN**

Height: 6-0"

Weight: 180

Born: October 2, 1995

(Florida Gulf Coast '18)

Signed as a free agent on Dec. 31, 2021; converted to a Two-Way contract on Jan. 9, 2022.

YEAR	GP	MIN	FGM	FGA	FG%	FTM	FTA	FT%	OR	DR	TR	AST	PF-D	STL	BLK	PTS	PPG
2021-22	36	502	64	154	.416	24	38	.632	14	53	67	91	39-0	25	1	171	4.8

Three-point field goals: 19-55 (.345)

**GREG GRAHAM**

Height: 6'4"

Weight: 182

Born: November 26, 1970

(Indiana '93)

Acquired from Denver in exchange for Sherman Douglas, a second round draft pick in 2000 and other considerations on October 20, 1997.

YEAR	GP	MINS	FGM	FGA	FG%	FTM	FTA	FT%	OR	DR	TR	AST	PF-D	STL	BS	PTS	PPG
1997-98	6	56	7	12	.583	2	2	1.000	0	1	1	6	7-0	1	0	16	2.7

Three-Point Field Goals: 0-3 (.000).

**JOEY GRAHAM**

Height: 6'7"

Weight: 225

Born: June 11, 1982

(Oklahoma State '05)

Signed as a free agent on July 30, 2010.

YEAR	GP	MINS	FGM	FGA	FG%	FTM	FTA	FT%	OR	DR	TR	AST	PF-D	STL	BS	PTS	PPG
2010-11	39	587	82	179	.458	29	36	.806	8	76	84	18	73-0	6	7	202	5.2

Three-Point Field Goals: 2010-11, 9-30 (.300)

**STEPHEN GRAHAM**

Height: 6'6"

Weight: 215

Born: June 11, 1982

(Oklahoma State '05)

Signed to a 10-day contract on February 6, 2006. Signed to a second 10-day contract on February 20, 2006. Signed for the remainder of the season on February 24, 2006.

YEAR	GP	MINS	FGM	FGA	FG%	FTM	FTA	FT%	OR	DR	TR	AST	PF-D	STL	BS	PTS	PPG
2005-06	13	117	14	33	.424	8	9	.889	4	13	17	3	23-0	3	2	36	2.8

Three-Point Field Goals: 0-1 (.000).

**STEWART GRANGER**

Height: 6'3"

Weight: 195

Born: October 27, 1961

(Villanova '83)

Drafted by Cleveland in first round, 1983 (24th pick).

YEAR	GP	MINS	FGM	FGA	FG%	FTM	FTA	FT%	OR	DR	TR	AST	PF-D	STL	BS	PTS	PPG
1983-84	56	738	97	226	.429	53	70	.757	8	47	55	134	97-0	24	0	251	4.5

Three-Point Field Goals: 4-13 (.308).

**EARL BUTCH GRAVES**

Height: 6'3"

Weight: 200

Born: January 5, 1962

(Yale '84)

Signed to the first of two consecutive 10-day contracts, January 10, 1985.

YEAR	GP	MINS	FGM	FGA	FG%	FTM	FTA	FT%	OR	DR	TR	AST	PF-D	STL	BS	PTS	PPG
1984-85	4	11	2	6	.333	1	5	.200	0	2	2	1	4-0	1	0	5	1.3

**DANNY GREEN**

Height: 6'6"

Weight: 210

Born: June 22, 1987

(North Carolina '09)

Selected by the Cavaliers in the second round (46th overall pick) of the 2009 NBA Draft.

YEAR	GP	MINS	FGM	FGA	FG%	FTM	FTA	FT%	OR	DR	TR	AST	PF-D	STL	BS	PTS	PPG
2009-10	20	115	15	39	.385	4	6	.667	8	9	17	5	9-0	6	3	40	2.0

Three-Point Field Goals: 6-22 (.273).

**JEFF GREEN**

Height: 6'9"

Weight: 235

Born: August 28, 1986

(Georgetown '07)

Signed as a free agent on July 11, 2017.

YEAR	GP	MIN	FGM	FGA	FG%	FTM	FTA	FT%	OR	DR	TR	AST	PF-D	STL	BLK	PTS	PPG
2017-18	78	1828	295	618	.477	203	234	.868	60	186	246	99	149-0	41	34	846	10.8

Three-point field goals: 53-170 (.312)

**PLAYOFFS**

YEAR	GP	MIN	FGM	FGA	FG%	FTM	FTA	FT%	OR	DR	TR	AST	PF-D	STL	BLK	PTS	PPG
2018	22	523	58	142	.408	33	46	.717	7	46	53	32	36-0	7	15	170	7.7

Three-point field goals: 21-70 (.300)

**LITTERIAL GREEN**

Height: 6'1"

Weight: 215

Born: March 7, 1970

(Georgia '92)

Signed as a free agent, January 21, 1999.

YEAR	GP	MINS	FGM	FGA	FG%	FTM	FTA	FT%	OR	DR	TR	AST	PF-D	STL	BS	PTS	PPG
1998-99	1	2	0	1	.000	0	0	—	0	0	0	0	0-0	0	0	0	0.0

**JAY GUIDINGER**

Height: 6'10"

Weight: 255

Born: August 18, 1969

(Minnesota-Duluth '91)

Signed as a free agent, October 8, 1992.

YEAR	GP	MINS	FGM	FGA	FG%	FTM	FTA	FT%	OR	DR	TR	AST	PF-D	STL	BS	PTS	PPG
1992-93	32	215	19	55	.345	13	25	.520	26	38	64	17	48-0	9	10	51	1.6
1993-94	32	131	16	32	.500	15	21	.714	15	18	33	3	23-0	4	5	47	1.5
2 Years	64	346	35	87	.402	28	46	.609	41	56	97	20	71-0	13	15	98	1.5

**PLAYOFFS**

YEAR	GP	MINS	FGM	FGA	FG%	FTM	FTA	FT%	OR	DR	TR	AST	PF	STL	BS	PTS	PPG
1993	4	15	1	3	.333	0	2	.000	1	0	1	0	1-0	0	1	2	0.5

**ZENDON HAMILTON**

Height: 6'11"

Weight: 254

Born: April 29, 1975

(St. John's '98)

Signed as a free agent on October 3, 2005. Waived on Jan. 5, 2006 and then signed to consecutive 10-day contracts on Jan. 10, 2006.

YEAR	GP	MINS	FGM	FGA	FG%	FTM	FTA	FT%	OR	DR	TR	AST	PF-D	STL	BS	PTS	PPG
2005-06	11	46	7	13	.538	11	16	.688	3	8	11	0	4-0	3	0	25	2.3



**LUKE HARANGODY**

Height: 6'8"

Weight: 246

Born: January 2, 1988

(Notre Dame '10)

*Acquired along with Semih Erden from the Boston Celtics in exchange for a second round pick in the 2013 NBA Draft.*

YEAR	GP	MINS	FGM	FGA	FG%	FTM	FTA	FT%	OR	DR	TR	AST	PF-D	STL	BS	PTS	PPG
2010-11	21	397	51	135	.378	14	18	.778	23	65	88	20	44-0	11	10	130	6.2
2011-12	21	231	23	65	.354	9	12	.750	20	33	53	6	17-0	6	3	60	2.9
2 Years	42	628	74	200	.370	23	30	.767	43	98	141	26	61-0	17	13	190	4.5

Three-Point Field Goals: 2010-11, 14-56 (.250); 2011-12, 5-21 (.238); Total 19-77 (.246).

**RON HARPER**

Height: 6'6"

Weight: 198

Born: January 20, 1964

(Miami, Oh. '86)

*Drafted by Cleveland in first round, 1986 (eighth pick).*

YEAR	GP	MINS	FGM	FGA	FG%	FTM	FTA	FT%	OR	DR	TR	AST	PF-D	STL	BS	PTS	PPG
1986-87	82	3064	734	1614	.455	386	564	.684	169	223	392	394	247-3	209	84	1874	22.9
1987-88	57	1830	340	732	.464	196	278	.705	64	159	223	281	157-3	122	52	879	15.4
1988-89	82	2851	587	1149	.511	323	430	.751	122	287	409	434	224-1	185	74	1526	18.6
1989-90	7	262	61	138	.442	31	41	.756	19	29	48	49	25-1	14	9	154	22.0
4 Years	228	8007	1722	3633	.474	936	1313	.713	374	698	1072	1158	653-8	530	219	4433	19.4

Three-Point Field Goals: 1986-87, 20-94 (.213); 1987-88, 3-20 (.150); 1988-89, 29-116 (.250); 1989-90, 1-5 (.200), Total 53-235 (.226).

**PLAYOFFS**

YEAR	GP	MINS	FGM	FGA	FG%	FTM	FTA	FT%	OR	DR	TR	AST	PF-D	STL	BS	PTS	PPG
1988	4	134	30	63	.476	11	16	.688	4	16	20	15	9-0	11	4	71	17.8
1989	5	189	39	69	.565	20	26	.769	7	14	21	20	20-1	11	4	98	19.6
2 Years	9	323	69	132	.523	31	42	.738	11	30	41	35	29-1	22	8	169	18.8

Three-Point Field Goals: 1988, 0-2 (.000); 1989, 0-2 (.000); Total 0-4 (.000).

**MATT HARPRING**

Height: 6'7"

Weight: 231

Born: May 31, 1976

(Georgia Tech '98)

*Acquired from the Orlando Magic in exchange for Andrew DeClercq on August 3, 2000.*

YEAR	GP	MINS	FGM	FGA	FG%	FTM	FTA	FT%	OR	DR	TR	AST	PF-D	STL	BS	PTS	PPG
2000-01	56	1615	238	524	.454	134	165	.812	90	152	242	102	161-1	42	17	623	11.1

Three-Point Field Goals: 13-52 (.250).

**JOE HARRIS**

Height: 6'6"

Weight: 225

Born: September 7, 1991

(Virginia '14)

*Selected by the Cleveland Cavaliers in the second round (33rd overall pick) of the 2014 NBA Draft.*

YEAR	GP	MINS	FGM	FGA	FG%	FTM	FTA	FT%	OR	DR	TR	AST	PF-D	STL	BS	PTS	PPG
2014-15	51	493	48	120	.400	9	15	.600	7	34	41	26	62-1	7	2	136	2.7
2015-16	5	15	1	4	.250	0	0	---	0	3	3	2	1-0	0	0	3	0.6
2 Years	56	508	49	124	.395	9	15	.600	7	27	44	28	63-1	7	2	139	2.5

Three-Point Field Goals: 2014-15, 31-84 (.369); 2015-16, 1-4 (.250)

**PLAYOFFS**

YEAR	GP	MINS	FGM	FGA	FG%	FTM	FTA	FT%	OR	DR	TR	AST	PF-D	STL	BS	PTS	PPG
2014-15	6	16	2	6	.333	3	4	.750	0	1	1	1	1-0	0	0	8	1.3

Three-Point Field Goals: 1-3 (.333)

**LUICIOUS HARRIS**

Height: 6'5"

Weight: 205

Born: December 18, 1970

(Long Beach State '93)

*Signed as a free agent on Oct. 1, 2004.*

YEAR	GP	MINS	FGM	FGA	FG%	FTM	FTA	FT%	OR	DR	TR	AST	PF-D	STL	BS	PTS	PPG
2004-05	73	1128	118	299	.395	56	69	.812	39	82	121	49	68-0	27	6	313	4.3

Three-Point Field Goals: 21-65 (.323)

**MANNY HARRIS**

Height: 6'5"

Weight: 185

Born: September 11, 1989

(Michigan '10)

*Signed as a free agent on September 25, 2010; Signed to 10-Day contract on February 21, 2012; Signed to 2nd 10-Day contract on March 2, 2012; Signed for the rest of the season on March 17, 2012.*

YEAR	GP	MINS	FGM	FGA	FG%	FTM	FTA	FT%	OR	DR	TR	AST	PF-D	STL	BS	PTS	PPG
2010-11	54	931	108	289	.374	71	93	.763	36	104	140	85	65-0	31	7	321	5.9
2011-12	26	456	60	150	.400	41	59	.695	11	59	70	31	28-0	13	6	173	6.7
2 Years	80	1387	168	439	.383	112	152	.737	47	163	210	116	93-0	44	13	494	6.2

Three-Point Field Goals: 2010-11, 34-92 (.370); 2011-12, 12-36 (.333); Total: 46-128 (.359)

**ANDREW HARRISON**

Height: 6'6"

Weight: 213"

Born: October 20, 1994

(Kentucky '15)

*Signed to a Two-Way contract on November 9, 2018.*

YEAR	GP	MIN	FGM	FGA	FG%	FTM	FTA	FT%	OR	DR	TR	AST	PF-D	STL	BLK	PTS	PPG
2018-19	10	144	12	39	.308	16	16	1.000	4	11	15	17	26-1	4	2	43	4.3

Three-point field goals: 3-14 (.214)

## ISAIAH HARTENSTEIN

Height: 7'0"

Weight: 249

Born: May 5, 1998

(Lithuania '18)

Acquired along with two second round draft picks from the Denver Nuggets in exchange for center JaVale McGee on March 26, 2021.

YEAR	GP	MIN	FGM	FGA	FG%	FTM	FTA	FT%	OR	DR	TR	AST	PF-D	STL	BLK	PTS	PPG
2020-21	16	287	53	91	.582	24	35	.686	25	71	96	40	45-1	8	19	132	8.3

Three-point field goals: 2-6 (.333)

## SPENCER HAWES

Height: 7'1"

Weight: 245

Born: April 28, 1988

(Washington '07)

Acquired from the Philadelphia 76ers in exchange for forward Earl Clark, center Henry Sims and two second round draft picks on February 20, 2014.

YEAR	GP	MINS	FGM	FGA	FG%	FTM	FTA	FT%	OR	DR	TR	AST	PF-D	STL	BS	PTS	PPG
2013-14	27	804	139	297	.468	40	51	.784	43	165	208	64	83-1	13	27	365	13.5

Three-Point Field Goals: 47-105 (.448)

## MICHAEL HAWKINS

Height: 6'0"

Weight: 180

Born: October 28, 1972

(Xavier '95)

Signed as a free agent on November 22, 2000.

YEAR	GP	MINS	FGM	FGA	FG%	FTM	FTA	FT%	OR	DR	TR	AST	PF-D	STL	BS	PTS	PPG
2000-01	10	76	3	9	.333	0	0	—	2	3	5	13	13-0	2	0	8	0.8

Three-Point Field Goals: 2-4 (.500)

## STEVE HAYES

Height: 7'0"

Weight: 235

Born: August 2, 1955

(Idaho State '77)

Traded by Detroit for a 1986 second round draft choice, October 7, 1982.

YEAR	GP	MINS	FGM	FGA	FG%	FTM	FTA	FT%	OR	DR	TR	AST	PF-D	STL	BS	PTS	PPG
1982-83	65	1058	104	217	.479	29	51	.569	102	134	236	36	215-9	17	41	237	3.6

Three-Point Field Goals: 0-1 (.000)

## BRENDAN HAYWOOD

Height: 7'0"

Weight: 263

Born: November 27, 1979

(North Carolina '01)

Acquired from the Charlotte Hornets along with the draft rights to forward Dwight Powell in exchange for guard Scotty Hopson and cash considerations on July 12, 2014.

YEAR	GP	MINS	FGM	FGA	FG%	FTM	FTA	FT%	OR	DR	TR	AST	PF-D	STL	BS	PTS	PPG
2014-15	22	119	14	30	.467	7	13	.538	6	23	29	2	17-0	2	10	35	1.6

Three-Point Field Goals: 0-0 (.000)

## PLAYOFFS

YEAR	GP	MINS	FGM	FGA	FG%	FTM	FTA	FT%	OR	DR	TR	AST	PF-D	STL	BS	PTS	PPG
2014-15	1	2	0	1	.000	0	0	0.000	0	0	0	0	0-0	0	0	0	0.0

Three-Point Field Goals: 0-0 (.000)

## ALAN HENDERSON

Height: 6'9"

Weight: 240

Born: December 2, 1972

(Indiana '95)

Signed as a free agent on September 17, 2005.

YEAR	GP	MINS	FGM	FGA	FG%	FTM	FTA	FT%	OR	DR	TR	AST	PF-D	STL	BS	PTS	PPG
2005-06	51	531	47	91	.516	33	49	.673	60	77	137	10	58-0	9	12	127	2.5

## PLAYOFFS

YEAR	GP	MINS	FGM	FGA	FG%	FTM	FTA	FT%	OR	DR	TR	AST	PF-D	STL	BS	PTS	PPG
2006	2	9	0	2	.000	0	0	—	1	1	2	0	1-0	0	0	0	0.0

## CEDRIC HENDERSON

Height: 6'7"

Weight: 215

Born: March 11, 1975

(Memphis '97)

Drafted by Cleveland in second round, 1997 (45th pick).

YEAR	GP	MINS	FGM	FGA	FG%	FTM	FTA	FT%	OR	DR	TR	AST	PF-D	STL	BS	PTS	PPG
1997-98	82	2527	348	725	.480	136	190	.716	71	254	325	168	238-3	96	45	832	10.1
1998-99	50	1517	189	453	.417	74	91	.813	45	152	197	113	136-2	58	24	454	9.1
1999-2000	61	1107	129	326	.396	69	104	.663	34	106	140	55	99-0	39	17	328	5.4
2000-01	55	961	102	262	.389	30	46	.652	19	71	90	79	101-0	29	23	235	4.3
4 Years	248	6112	768	1766	.435	309	431	.717	169	583	752	415	574-5	222	109	1849	7.5

Three-Point Field Goals: 1997-98, 1-4 (.250); 1998-99, 2-12 (.167); 1999-2000, 1-15 (.067); 2000-01, 1-8 (.125); Totals 5-39 (.128).

## PLAYOFFS

YEAR	GP	MINS	FGM	FGA	FG%	FTM	FTA	FT%	OR	DR	TR	AST	PF-D	STL	BS	PTS	PPG
1998	4	157	11	28	.393	8	13	.615	4	13	17	11	14-0	6	0	30	7.5

Three-Point Field Goals: 0-1 (.000)

**KEVIN HENDERSON**

Height: 6'4"

Weight: 195

Born: March 22, 1964

(Fullerton State '86)

Signed as a free agent, March 29, 1988.

YEAR	GP	MINS	FGM	FGA	FG%	FTM	FTA	FT%	OR	DR	TR	AST	PF-D	STL	BS	PTS	PPG
1987-88	5	20	2	5	.400	5	12	.417	3	1	4	2	2-0	0	0	9	1.8

**MARK HENDRICKSON**

Height: 6'9"

Weight: 220

Born: June 23, 1974

(Washington State '96)

Signed to a 10-day contract on January 8, 2000 and to a second 10-day contract on January 18, 2000.

YEAR	GP	MINS	FGM	FGA	FG%	FTM	FTA	FT%	OR	DR	TR	AST	PF-D	STL	BS	PTS	PPG
1999-2000	10	47	5	7	.714	2	2	1.000	2	9	11	3	7-0	2	1	12	1.2

**JOHN HENSON**

Height: 6'9"

Weight: 222

Born: December 28, 1990

(North Carolina '12)

Acquired along with guard Matthew Dellavedova from the Milwaukee Bucks as part of a three-team trade on Dec. 7, 2018; Cleveland also received Milwaukee's own 2021 first round pick and 2021 second round pick as well as a 2022 second round pick from the Washington Wizards; In exchange, the Cavaliers sent guard George Hill and a 2021 second round pick (Washington's via Utah) to the Bucks and forward Sam Dekker to the Wizards; In addition, Milwaukee received forward Jason Smith from Washington.

YEAR	GP	MIN	FGM	FGA	FG%	FTM	FTA	FT%	OR	DR	TR	AST	PF-D	STL	BLK	PTS	PPG
2019-20	29	412	61	120	.508	17	33	.515	32	82	114	43	55-0	16	32	145	5.0

Three-point field goals: 6-31 (.194)

**KEITH HERRON**

Height: 6'6"

Weight: 195

Born: June 14, 1956

(Villanova '78)

Signed as a free agent, December 30, 1981.

YEAR	GP	MINS	FGM	FGA	FG%	FTM	FTA	FT%	OR	DR	TR	AST	PF-D	STL	BS	PTS	PPG
1981-82	30	269	39	106	.368	7	8	.875	10	11	21	23	25-0	8	2	85	2.8

**J.J. HICKSON**

Height: 6'9"

Weight: 242

Born: September 4, 1988

(North Carolina State '08)

Selected by the Cavaliers in the first round (19th overall pick) of the 2008 NBA Draft.

YEAR	GP	MINS	FGM	FGA	FG%	FTM	FTA	FT%	OR	DR	TR	AST	PF-D	STL	BS	PTS	PPG
2008-09	62	705	100	194	.515	45	67	.672	52	113	165	9	81-0	14	30	245	4.0
2009-10	81	1691	289	522	.554	111	163	.681	110	290	400	40	132-1	36	39	689	8.5
2010-11	80	2256	429	936	.458	247	367	.673	217	478	695	91	215-1	48	54	1105	13.8
3 Years	223	4652	818	1652	.495	403	597	.675	379	881	1260	140	428-2	98	123	2039	9.1

Three-Point Field Goals: 2008-09, 0-0; 2009-10, 0-1 (.000); 2010-11, 0-5 (.000); Total 0-6 (.000)

**PLAYOFFS**

YEAR	GP	MINS	FGM	FGA	FG%	FTM	FTA	FT%	OR	DR	TR	AST	PF-D	STL	BS	PTS	PPG
2010	11	79	14	22	.636	11	16	.688	1	9	10	1	9-0	0	0	39	3.5

Three-Point Field Goals: 2010, 0-2

**ROD HIGGINS**

Height: 6'7"

Weight: 217

Born: January 31, 1960

(Fresno State '82)

Signed as a free agent, December 23, 1993.

YEAR	GP	MINS	FGM	FGA	FG%	FTM	FTA	FT%	OR	DR	TR	AST	PF-D	STL	BS	PTS	PPG
1993-94	36	547	71	163	.436	31	42	.738	25	57	82	36	53-1	25	14	195	5.4

Three-Point Field Goals: 22-50 (.440).

**PLAYOFFS**

YEAR	GP	MINS	FGM	FGA	FG%	FTM	FTA	FT%	OR	DR	TR	AST	PF-D	STL	BS	PTS	PPG
1994	3	57	4	11	.364	1	2	.500	2	2	4	4	10-0	1	1	11	3.7

Three-Point Field Goals: 2-7 (.286).

**KENNY HIGGS**

Height: 6'0"

Weight: 185

Born: January 31, 1955

(Louisiana State '78)

Drafted by Cleveland in third round, 1978 (57th pick).

YEAR	GP	MINS	FGM	FGA	FG%	FTM	FTA	FT%	OR	DR	TR	AST	PF-D	STL	BS	PTS	PPG
1978-79	68	1050	127	279	.455	85	111	.766	18	84	102	141	176-2	66	11	339	5.0

## GEORGE HILL

Height: 6'3"

Weight: 188"

Born: May 4, 1986

(IUPUI '08)

From the Sacramento Kings along with Rodney Hood from the Utah Jazz as part of a three-team trade on Feb. 8, 2018. Cleveland also received the draft rights to Arturas Gudaitis from the Kings. In exchange, the Cavaliers sent Iman Shumpert, a 2020 second-round draft pick via Miami and the draft rights to Dimitrios Agravanis to Sacramento, and Jae Crowder, Derrick Rose and the right to swap second round picks in 2024 to Utah. The Kings also received Joe Johnson from the Jazz.

YEAR	GP	MIN	FGM	FGA	FG%	FTM	FTA	FT%	OR	DR	TR	AST	PF-D	STL	BLK	PTS	PPG
2017-18	24	669	83	187	.444	33	41	.805	20	44	64	67	53-0	22	15	226	9.4
2018-19	13	344	55	107	.514	17	20	.850	12	15	27	36	35-0	12	1	140	10.8
2 Years	37	1013	183	294	.469	50	61	.820	32	59	91	103	88-0	34	16	366	9.9

Three-point field goals: 2017-18, 27-77 (.351); 2018-19, 13-28 (.464); Total, 40-105 (.381)

### PLAYOFFS

YEAR	GP	MIN	FGM	FGA	FG%	FTM	FTA	FT%	OR	DR	TR	AST	PF-D	STL	BLK	PTS	PPG
2018	19	557	59	131	.450	41	53	.774	13	28	41	42	52-1	10	8	175	9.2

Three-point field goals: 16-51 (.314)

## TYRONE HILL

Height: 6'9"

Weight: 250

Born: March 19, 1968

(Xavier '90)

Acquired from the Golden State Warriors on July 15, 1993 in exchange for the Cavs first round draft choice in 1994. Acquired from the Philadelphia 76ers along with Jumaine Jones on August 3, 2001 in exchange for Matt Harpring, Cedric Henderson and Robert Traylor.

YEAR	GP	MINS	FGM	FGA	FG%	FTM	FTA	FT%	OR	DR	TR	AST	PF-D	STL	BS	PTS	PPG
1993-94	57	1447	216	398	.543	171	256	.668	184	315	499	46	193-5	53	35	603	10.6
1994-95	70	2397	350	694	.504	263	397	.662	269	496	765	55	245-4	55	41	963	13.8
1995-96	44	929	130	254	.512	81	135	.600	94	150	244	33	144-3	31	20	341	7.8
1996-97	74	2582	357	595	.600	241	381	.633	259	477	736	92	268-6	63	30	955	12.9
2001-02	26	810	71	182	.390	67	103	.650	79	195	274	23	102-3	17	13	209	8.0
2002-03	32	855	85	197	.431	33	45	.733	70	197	267	32	104-4	31	19	203	6.3
6 Years	303	9020	1209	2320	.521	856	1317	.650	955	1830	2785	281	1056-25	250	158	3274	10.8

Three-Point Field Goals: 1993-94, 0-2 (.000); 1994-95, 0-1 (.000); 1996-97, 0-1 (.000); 2001-02, 0-1 (.000); Total 0-5 (.000).

### PLAYOFFS

YEAR	GP	MINS	FGM	FGA	FG%	FTM	FTA	FT%	OR	DR	TR	AST	PF-D	STL	BS	PTS	PPG
1994	3	123	11	27	.407	20	37	.541	14	17	31	4	14-1	1	1	42	14.0
1995	4	139	9	29	.310	16	25	.640	8	15	23	3	18-1	7	1	34	8.5
1996	3	53	9	12	.750	7	9	.778	7	8	15	0	11-1	0	0	25	8.3
3 Years	10	315	29	68	.426	43	71	.606	29	40	69	7	43-3	8	2	101	10.1

Three-Point Field Goals: 1995, 0-1 (.000).

### ALL-STAR GAME

YEAR	GP	MINS	FGM	FGA	FG%	FTM	FTA	FT%	OR	DR	TR	AST	PF-D	STL	BS	PTS	PPG
1995	1	6	1	1	1.000	0	0	—	2	2	4	0	1-0	0	0	2	2.0

## ROY HINSON

Height: 6'9"

Weight: 220

Born: May 2, 1961

(Rutgers '83)

Drafted by Cleveland in first round, 1983 (20th pick).

YEAR	GP	MINS	FGM	FGA	FG%	FTM	FTA	FT%	OR	DR	TR	AST	PF-D	STL	BS	PTS	PPG
1983-84	80	1858	184	371	.496	69	117	.590	175	324	499	69	306-11	31	145	437	5.5
1984-85	76	2344	465	925	.503	271	376	.721	186	410	596	68	311-13	51	173	1201	15.8
1985-86	82	2834	621	1167	.532	364	506	.719	167	472	639	102	316-7	62	112	1606	19.6
3 Years	238	7036	1270	2463	.516	704	999	.705	528	1206	1734	239	933-31	144	430	3244	13.6

Three-Point Field Goals: 1984-85, 0-3 (.000); 1985-86, 0-4 (.000); Total 0-7 (.000).

### PLAYOFFS

YEAR	GP	MINS	FGM	FGA	FG%	FTM	FTA	FT%	OR	DR	TR	AST	PF-D	STL	BS	PTS	PPG
1985	4	120	26	48	.542	15	23	.652	10	20	30	3	18-1	3	9	67	16.8

## JOHN HOLLAND

Height: 6'5"

Weight: 205

Born: November 6, 1988

(Boston University '11)

Signed a Two-Way contract on September 8, 2017

YEAR	GP	MIN	FGM	FGA	FG%	FTM	FTA	FT%	OR	DR	TR	AST	PF-D	STL	BLK	PTS	PPG
2017-18	24	174	17	59	.288	9	13	.692	6	18	24	5	10-0	7	2	54	2.3
2018-19	1	1	0	0	0.000	0	0	0.000	0	0	0	0	0-0	0	0	0	0.0
2 Years	25	175	17	59	.288	9	13	.692	6	18	24	5	10-0	7	2	54	2.3

Three-point field goals: 2017-18, 11-36 (.306)

**RYAN HOLLINS****Height: 7'0"****Weight: 240****Born: October 10, 1984****(UCLA '06)**

*Acquired in a trade from the Minnesota Timberwolves on July 26, 2010 along with Ramon Sessions and a 2013 second round pick in exchange for Sebastian Telfair and Delonte West.*

YEAR	GP	MIN	FGM	FGA	FG%	FTM	FTA	FT%	OR	DR	TR	AST	PF-D	STL	BS	PTS	PPG
2010-11	70	1181	131	219	.598	111	163	.681	70	116	186	26	199-3	22	42	373	5.3
2011-12	24	361	28	56	.500	33	55	.600	25	31	56	6	55-0	4	12	89	3.7
2 years	94	1542	159	275	.578	144	218	.661	95	147	242	32	254-3	26	54	462	4.9

Three-Point Field Goals: 2010-11, 0-0 (.000); 2011-12, 0-0 (.000); Total 0-0 (.000).

**RODNEY HOOD****Height: 6'8"****Weight: 206"****Born: October 20, 1992****(Duke '14)**

*From the Utah Jazz along with George Hill from the Sacramento Kings as part of a three-team trade on Feb. 8, 2018. Cleveland also received the draft rights to Arturas Gudaitis from the Kings. In exchange, the Cavaliers sent Iman Shumpert, a 2020 second-round draft pick via Miami and the draft rights to Dimitrios Agravanis to Sacramento, and Jae Crowder, Derrick Rose and the right to swap second round picks in 2024 to Utah. The Kings also received Joe Johnson from the Jazz.*

YEAR	GP	MIN	FGM	FGA	FG%	FTM	FTA	FT%	OR	DR	TR	AST	PF-D	STL	BLK	PTS	PPG
2017-18	21	532	88	199	.442	26	32	.813	8	46	54	30	41-0	15	5	227	10.8
2018-19	45	1234	194	454	.427	104	114	.912	18	94	112	92	101-0	38	5	547	12.2
2 Years	66	1766	282	653	.432	130	146	.890	26	140	166	122	142-0	53	10	774	11.7

Three-point field goals: 2017-18, 25-71 (.352); 2018-19, 55-152 (.362); Total, 80-223 (.359)

**PLAYOFFS**

YEAR	GP	MIN	FGM	FGA	FG%	FTM	FTA	FT%	OR	DR	TR	AST	PF-D	STL	BLK	PTS	PPG
2018	17	260	39	92	.424	9	12	.750	7	24	31	18	30-0	5	4	91	5.4

Three-point field goals: 4-24 (.167)

**SCOTTY HOPSON****Height: 6'7"****Weight: 206****Born: August 8, 1989****(Tennessee '11)**

*Signed as a free agent on March 31, 2014.*

YEAR	GP	MIN	FGM	FGA	FG%	FTM	FTA	FT%	OR	DR	TR	AST	PF-D	STL	BS	PTS	PPG
2013-14	2	7	0	4	.000	1	2	.500	0	0	0	1	0-0	1	0	1	0.5

Three-Point Field Goals: 0-2 (.000)

**GREG "STRETCH" HOWARD****Height: 6'9"****Weight: 215****Born: January 8, 1948****(New Mexico '69)**

*Traded by Phoenix for future draft choices, August 13, 1971.*

YEAR	GP	MIN	FGM	FGA	FG%	FTM	FTA	FT%	OR	DR	TR	AST	PF-D	STL	BS	PTS	PPG
1971-72	48	426	50	131	.382	39	51	.765	—	—	108	27	50-0	—	—	139	2.9

**MO HOWARD****Height: 6'3"****Weight: 170****Born: August 24, 1954****(Maryland '76)**

*Drafted by Cleveland in second round, 1976 (32nd pick).*

YEAR	GP	MIN	FGM	FGA	FG%	FTM	FTA	FT%	OR	DR	TR	AST	PF-D	STL	BS	PTS	PPG
1976-77	9	28	8	15	.533	5	6	.833	2	3	5	5	7-0	1	2	21	2.3

**PHIL HUBBARD****Height: 6'8"****Weight: 226****Born: December 13, 1956****(Michigan '79)**

*Acquired from Detroit with Paul Mokeski and two 1982 draft choices (1st and 2nd round) in exchange for Kenny Carr and Bill Laimbeer, February 16, 1982.*

YEAR	GP	MIN	FGM	FGA	FG%	FTM	FTA	FT%	OR	DR	TR	AST	PF-D	STL	BS	PTS	PPG
1981-82	31	735	119	255	.467	85	117	.726	86	115	201	24	116-2	27	3	323	10.4
1982-83	82	1953	288	597	.482	204	296	.689	222	249	471	89	271-11	87	8	780	9.5
1983-84	80	1799	321	628	.511	221	299	.739	172	208	380	86	244-3	71	6	863	10.8
1984-85	76	2249	415	822	.505	371	494	.751	214	265	479	114	258-8	81	9	1201	15.8
1985-86	23	640	93	198	.470	76	112	.679	48	72	120	29	78-2	20	3	262	11.4
1986-87	68	2083	321	605	.531	162	272	.596	178	210	388	136	224-6	66	7	804	11.8
1987-88	78	1631	237	485	.489	182	243	.749	117	164	281	81	167-1	50	7	656	8.4
1988-89	31	191	28	63	.444	17	25	.680	14	26	40	11	20-0	6	0	73	2.4
8 Years	469	11281	1822	3653	.499	1318	1858	.709	1051	1309	2360	570	1378-33	408	43	4962	10.6

Three-Point Field Goals: 1981-82, 0-1 (.000); 1982-83, 0-2 (.000); 1983-84, 0-1 (.000); 1984-85, 0-4 (.000); 1985-86, 0-1 (.000); 1986-87, 0-4 (.000); 1987-88, 0-5 (.000); Total 0-18 (.000).

**PLAYOFFS**

YEAR	GP	MIN	FGM	FGA	FG%	FTM	FTA	FT%	OR	DR	TR	AST	PF-D	STL	BS	PTS	PPG
1985	4	101	24	45	.533	13	17	.765	11	9	20	3	16-0	3	0	62	15.5
1988	3	21	1	6	.167	0	1	.000	1	2	3	0	1-0	0	0	2	0.7
1989	1	1	0	0	—	0	0	—	0	0	0	0	0-0	0	0	0	0.0
3 Years	8	123	25	51	.490	13	18	.722	12	11	23	3	17-0	3	0	64	8.0

Three-Point Field Goals: 1985, 1-1 (1.000).

**LESTER HUDSON****Height: 6'3"****Weight: 190****Born: August 7, 1984****(Tennessee-Martin '09)**

*Signed to 10-day contract on March 30, 2012 while playing with the Austin Toros of the NBA Development League. Signed to second 10-day contract on April 9, 2012.*

YEAR	GP	MINS	FGM	FGA	FG%	FTM	FTA	FT%	OR	DR	TR	AST	PF-D	STL	BS	PTS	PPG
2011-12	13	314	59	151	.391	32	38	.842	7	39	46	35	26-0	14	3	165	12.7
Three-Point Field Goals: 2011-12, 15-61 (.246); Total 15-61 (.246).																	

**KIM HUGHES****Height: 6'11"****Weight: 220****Born: June 4, 1952****(Wisconsin '74)**

*Traded by Denver with two draft choices (1981 third round and 1982 second round) and future considerations for Dave Robisch, October 31, 1980.*

YEAR	GP	MINS	FGM	FGA	FG%	FTM	FTA	FT%	OR	DR	TR	AST	PF-D	STL	BS	PTS	PPG
1980-81	45	331	16	45	.356	0	0	—	29	48	77	24	73-0	17	21	32	0.7

**LARRY HUGHES****Height: 6'5"****Weight: 184****Born: January 23, 1979****(St. Louis '98)**

*Signed as a free agent by the Cavaliers on August 2, 2005.*

YEAR	GP	MINS	FGM	FGA	FG%	FTM	FTA	FT%	OR	DR	TR	AST	PF-D	STL	BS	PTS	PPG
2005-06	36	1281	192	469	.409	146	193	.756	26	132	161	131	117-0	53	21	558	15.5
2006-07	70	2596	381	953	.400	209	309	.676	41	226	267	256	164-1	89	26	1045	14.9
2007-08	40	1210	180	478	.377	88	108	.815	27	116	143	94	91-0	60	11	491	12.3
3 Years	146	5087	753	1900	.396	443	610	.726	94	474	571	481	372-1	202	58	2094	14.3
Three-Point Field Goals: 2005-06, 28-76 (.368); 2006-07, 74-222 (.333); 2007-08, 43-126 (.341).																	

**PLAYOFFS**

YEAR	GP	MINS	FGM	FGA	FG%	FTM	FTA	FT%	OR	DR	TR	AST	PF-D	STL	BS	PTS	PPG
2006	9	336	36	113	.319	23	31	.742	9	18	27	36	34-2	20	1	100	11.1
2007	18	639	69	199	.347	47	63	.746	9	62	71	44	35-0	25	8	204	11.3
2 Years	27	975	105	312	.337	70	94	.745	18	80	98	80	69-2	45	9	304	11.3
Three Point Field Goals: 2006, 5-18 (.278); 2007, 19-54 (.352).																	

**GEOFF HUSTON****Height: 6'2"****Weight: 172****Born: November 8, 1957****(Texas Tech '79)**

*Traded by Dallas with a 1983 third round draft choice to Cleveland for Chad Kinch and a 1985 first round draft choice, February 7, 1981.*

YEAR	GP	MINS	FGM	FGA	FG%	FTM	FTA	FT%	OR	DR	TR	AST	PF-D	STL	BS	PTS	PPG
1980-81	25	542	76	153	.497	22	27	.815	12	27	39	117	35-0	13	1	174	7.0
1981-82	78	2409	325	672	.484	153	200	.765	53	97	150	590	169-1	70	10	806	10.3
1982-83	80	2716	401	832	.482	168	245	.686	41	118	159	487	215-1	74	4	974	12.2
1983-84	77	2041	348	699	.498	110	154	.714	32	64	96	413	126-0	38	1	808	10.5
1984-85	8	93	12	25	.480	2	3	.667	0	1	1	23	8-0	0	0	26	3.3
5 Years	268	7801	1162	2381	.488	455	629	.723	138	307	445	1630	553-2	195	16	2788	10.4
Three-Point Field Goals: 1980-81, 0-1 (.000); 1981-82, 3-10 (.300); 1982-83, 4-12 (.333); 1983-84, 2-11 (.182); Total 9-34 (.265).																	

## ZYDRUNAS ILGAUSKAS

Height: 7'3

Weight: 260

Born: June 5, 1975

(Lithuania '96)

*Drafted by Cleveland in first round, 1996 (20th pick). Acquired from the Los Angeles Clippers on February 17, 2010 along with Antawn Jamison from the Washington Wizards. In exchange, the Cavaliers sent Zydrunas Ilgauskas, their first round pick in the 2010 NBA Draft and Enmir Predzic, the 57th overall pick in the 2009 NBA Draft, to the Wizards. In addition, the Clippers acquired forward/center Drew Gooden from Washington and Washington acquired Al Thornton.*

YEAR	GP	MINS	FGM	FGA	FG%	FTM	FTA	FT%	OR	DR	TR	AST	PF-D	STL	BS	PTS	PPG
1996-97																	
1997-98	82	2379	454	876	.518	230	302	.762	279	444	723	71	288-4	52	135	1139	13.9
1998-99	5	171	29	57	.509	18	30	.600	17	27	44	4	24-1	4	7	76	15.2
1999-2000																	
2000-01	24	616	114	234	.487	53	78	.679	65	95	160	18	78-0	15	37	281	11.7
2001-02	62	1329	241	567	.425	208	276	.754	136	198	334	70	187-4	17	84	690	11.1
2002-03	81	2432	495	1122	.441	400	512	.781	240	371	611	127	274-4	56	152	1390	17.2
2003-04	81	2539	466	965	.483	303	406	.746	279	374	653	109	277-2	39	201	1237	15.3
2004-05	78	2615	458	979	.468	402	503	.799	299	373	672	100	313-7	53	165	1320	16.9
2005-06	78	2283	450	889	.506	317	380	.834	245	346	591	91	280-5	38	136	1217	15.6
2006-07	78	2130	385	793	.485	155	192	.807	242	357	599	123	257-4	48	98	925	11.9
2007-08	73	2222	417	879	.474	195	243	.802	263	419	682	104	247-4	34	120	1029	14.1
2008-09	65	1765	342	724	.472	139	174	.799	157	333	490	64	183-1	28	84	838	12.9
2009-10	64	1337	194	438	.443	75	101	.743	114	231	345	48	183-1	14	50	474	7.4
12 Years	771	21818	4045	8523	.475	2495	3197	.780	2336	3568	5904	929	2591-37	398	1269	10616	13.8
Three-Point Field Goals: 1997-98, 1-4 (.250); 2000-01, 0-2 (.000); 2001-02, 0-5 (.000); 2002-03, 0-5 (.000); 2003-04, 2-7 (.286); 2004-05, 2-7 (.286); 2005-06, 0-5 (.000); 2006-07, 0-1 (.000); 2007-08, 0-1 (.000); 2008-09, 15-39 (.385); 2009-10, 11-23 (.478); Total 31-99 (.313).																	

### PLAYOFFS

YEAR	GP	MINS	FGM	FGA	FG%	FTM	FTA	FT%	OR	DR	TR	AST	PF-D	STL	BS	PTS	PPG
1998	4	147	28	49	.571	13	25	.520	14	16	30	2	22-2	2	5	69	17.3
2006	13	354	54	119	.454	27	36	.750	33	49	82	10	46-3	5	27	135	10.4
2007	20	649	97	197	.492	57	68	.838	66	127	193	17	60-1	9	16	251	12.6
2008	13	393	67	140	.479	36	44	.818	33	65	98	21	35-0	5	14	170	13.1
2009	14	407	62	138	.449	21	33	.636	27	82	109	17	47-2	5	13	147	10.5
2010	7	67	5	13	.385	2	3	.667	7	4	11	3	10-0	0	7	12	1.7
6 Years	71	2017	313	656	.477	156	209	.746	180	343	523	70	220-8	26	82	784	11.0
Three-Point Field Goals: 2009, 2-13 (.154).																	

### ALL-STAR

Year	GP	MINS	FGM	FGA	FG%	FTM	FTA	FT%	OR	DR	TR	AST	PF-D	STL	BS	PTS	PPG
2003	1	4	0	1	.000	0	0	---	0	0	0	0	1-0	0	0	0	0.0
2005	1	17	5	8	.625	2	2	1.000	3	4	7	1	2-0	0	0	12	12.0
2 Years	2	21	5	9	.625	2	2	1.000	3	4	7	1	3-0	0	0	12	12.0

## KYRIE IRVING

Height: 6'3"

Weight: 193

Born: March 23, 1992

(Duke '11)

*Selected by the Cleveland Cavaliers in the first round (1st overall pick) of the 2011 NBA Draft.*

YEAR	GP	MIN	FGM	FGA	FG%	FTM	FTA	FT%	OR	DR	TR	AST	PF-D	STL	BLK	PTS	PPG
2011-12	51	1558	350	747	.469	171	196	.872	44	147	191	275	110-0	54	20	944	18.5
2012-13	59	2048	484	1070	.452	249	290	.859	34	182	216	350	146-0	89	21	1325	22.5
2013-14	71	2496	532	1237	.430	291	338	.861	52	207	259	433	163-0	108	23	1478	20.8
2014-15	75	2730	578	1235	.468	315	365	.863	55	182	237	389	146-0	114	20	1628	21.7
2015-16	53	1667	394	879	.448	169	191	.885	44	113	157	250	107-0	56	18	1041	19.6
2016-17	72	2525	671	1420	.473	297	328	.905	52	178	230	418	157-0	83	24	1816	25.2
6 Years	381	13024	3009	6588	.457	1492	1708	.874	281	1009	1290	2115	536-2	504	126	8232	21.6
Three-point field goals: 2011-12, 73-183 (.399); 2012-13, 109-279 (.391); 2013-14, 123-344 (.358); 2014-15, 157-378 (.415); 2015-16, 84-262 (.321); 2016-17, 177-441 (.401); Totals 723-1887 (.383)																	

### PLAYOFFS

YEAR	GP	MIN	FGM	FGA	FG%	FTM	FTA	FT%	OR	DR	TR	AST	PF	STL	BLK	PTS	PPG
2014-15	13	464	81	185	.438	58	69	.841	10	37	47	50	29	17	11	247	19.0
2015-16	21	774	201	432	.465	77	88	.875	15	47	62	98	46	36	13	530	25.2
2016-17	18	653	173	370	.468	76	84	.905	13	38	51	95	38	23	8	466	25.9
3 Years	52	1891	455	987	.461	211	241	.876	38	122	160	243	113	76	32	1243	23.9
Three-point field goals: 2014-15, 27-60 (.450); 2015-16, 51-116 (.440); 2016-17, 44-118 (.373); Totals, 122-294 (.415)																	

### ALL-STAR GAME

YEAR	GP	MIN	FGM	FGA	FG%	FTM	FTA	FT%	OR	DR	TR	AST	PF	STL	BLK	PTS	PPG
2013	1	25	6	11	.545	0	0	0.000	2	1	3	4	1	0	0	15	15.0
2014	1	34	14	17	.824	0	0	0.000	1	4	5	14	4	0	0	31	31.0
2015	1	19	4	9	.444	1	1	1.000	2	4	6	5	0	0	0	11	11.0
2017	1	22	8	12	.667	0	0	0.000	2	5	7	14	1	3	0	22	
4 Years	4	100	32	49	.653	1	1	1.000	7	14	21	37	6	3	0	79	19.8
Three-point field goals: 2013, 3-6 (.500); 2014, 3-6 (.500); 2015, 2-6 (.333); 2017, 6-8 (.750); Totals, 14-26 (.538).																	



**JARRETT JACK**

Height: 6'3"

Weight: 200

Born: October 28, 1983

(Georgia Tech '05)

Signed as a free agent on July 12, 2013

YEAR	GP	MINS	FGM	FGA	FG%	FTM	FTA	FT%	OR	DR	TR	AST	PF-D	STL	BS	PTS	PPG
2013-14	80	2252	286	698	.410	125	149	.839	22	201	223	324	133-0	56	22	760	9.5

Three-Point Field Goals: 63-185 (.341)

**CEDRIC JACKSON**

Height: 6'3"

Weight: 190

Born: March 5, 1986

(Cleveland State '09)

Signed to a 10-day contracts on January 23 and February 2, 2010.

YEAR	GP	MINS	FGM	FGA	FG%	FTM	FTA	FT%	OR	DR	TR	AST	PF-D	STL	BS	PTS	PPG
2009-10	5	10	0	2	0.000	1	4	.250	0	1	1	2	0-0	0	0	1	0.2

Three-Point Field Goals: 2009-10 0-1 (.000).

**DARNELL JACKSON**

Height: 6'9"

Weight: 253

Born: November 7, 1985

(Kansas '08)

*Drafted by the Miami Heat in the second round (52nd overall pick) of the 2008 NBA Draft. Acquired from the Miami Heat in exchange for the lower of the Cavaliers two second round picks in the 2009 NBA Draft.*

Year	GP	MINS	FGM	FGA	FG%	FTM	FTA	FT%	OR	DR	TR	AST	PF-D	STL	BS	PTS	PPG
2008-09	51	427	37	86	.430	24	35	.686	32	55	87	8	77-0	10	4	98	1.9
2009-10	27	117	8	25	.320	4	6	.667	8	12	20	4	19-0	2	4	23	0.9
2 Years	78	544	45	111	.405	28	41	.683	40	67	107	12	96-0	12	8	121	1.6

Three-Point Field Goals: 2008-09, 0-2 (.000); 2009-10, 1-3 (.333); Total 1-5 (.200).

**PLAYOFFS**

Year	GP	MINS	FGM	FGA	FG%	FTM	FTA	FT%	OR	DR	TR	AST	PF-D	STL	BS	PTS	PPG
2009	5	24	1	5	.200	0	2	0.00	0	5	5	1	5-0	0	0	2	0.4

**JIM JACKSON**

Height: 6'6"

Weight: 220

Born: October 14, 1970

(Ohio State '93)

Acquired along with Anthony Johnson and Larry Robinson from the Atlanta Hawks on January 2, 2001 in exchange for Brevin Knight.

YEAR	GP	MINS	FGM	FGA	FG%	FTM	FTA	FT%	OR	DR	TR	AST	PF-D	STL	BS	PTS	PPG
2000-01	39	1140	162	415	.390	66	84	.786	36	109	145	113	97-0	34	6	400	10.3

Three-Point Field Goals: 2000-01, 10-42 (.238).

**LUKE JACKSON**

Height: 6'7"

Weight: 225

Born: Nov. 6, 1981

(Oregon '04)

Drafted by Cleveland in the first round, 2004 (10th pick).

YEAR	GP	MINS	FGM	FGA	FG%	FTM	FTA	FT%	OR	DR	TR	AST	PF-D	STL	BS	PTS	PPG
2004-05	10	43	10	27	.370	5	6	.833	2	4	6	3	4-0	0	0	29	2.9
2005-06	36	315	29	85	.341	26	33	.788	16	24	40	25	30-0	11	2	96	2.7
2 Years	46	358	39	112	.348	31	39	.795	18	28	46	28	34-0	11	2	125	2.7

Three-Point Field Goals: 2004-05, 4-6 (.667); 2005-06, 12-36 (.333); Total, 16-42 (.381).

**HENRY JAMES**

Height: 6'8"

Weight: 220

Born: July 29, 1965

(St. Mary's, Texas '88)

Signed as a free agent, December 31, 1990. Signed as a free agent, September 22, 1997.

YEAR	GP	MINS	FGM	FGA	FG%	FTM	FTA	FT%	OR	DR	TR	AST	PF-D	STL	BS	PTS	PPG
1990-91	37	505	112	254	.441	52	72	.722	26	53	79	32	59-1	15	5	300	8.1
1991-92	65	866	164	403	.407	61	76	.803	35	77	112	25	94-1	16	11	418	6.4
1997-98	28	166	24	59	.407	21	22	.955	2	13	15	5	24-0	1	1	80	2.9
3 Years	130	1537	300	716	.419	134	170	.788	63	143	206	62	177-2	32	17	798	6.1

Three-Point Field Goals: 1990-91, 24-60 (.400); 1991-92, 29-90 (.322); 1997-98, 11-25 (.440); Total 64-175 (.366).

**PLAYOFFS**

YEAR	GP	MINS	FGM	FGA	FG%	FTM	FTA	FT%	OR	DR	TR	AST	PF-D	STL	BS	PTS	PPG
1992	8	22	1	10	.100	2	4	.500	1	1	2	2	2-0	1	0	4	0.5

Three-Point Field Goals: 0-3 (.000).

## LEBRON JAMES

Height: 6'8"

Weight: 240

Born: December 30, 1984

(St. Vincent-St. Mary '03)

*Drafted by Cleveland in first round, 2003 (first pick).*

Year	GP	MINS	FGM	FGA	FG%	FTM	FTA	FT%	OR	DR	TR	AST	PF-D	STL	BS	PTS	PPG
2003-04	79	3122	622	1492	.417	347	460	.754	99	333	432	465	149-0	130	58	1654	20.9
2004-05	80	3388	795	1684	.472	477	636	.750	111	477	588	577	146-1	177	52	2175	27.2
2005-06	79	3361	875	1823	.480	601	814	.738	75	481	556	521	181-0	123	66	2478	31.4
2006-07	78	3190	772	1621	.476	489	701	.698	83	443	526	470	171-1	125	55	2132	27.3
2007-08	75	3027	794	1642	.484	549	771	.712	133	459	592	539	165-1	138	81	2250	30.0
2008-09	81	3054	789	1613	.489	594	762	.780	106	507	613	587	139-0	137	93	2304	28.4
2009-10	76	2966	768	1528	.503	593	773	.767	71	483	554	651	119-0	125	77	2258	29.7
2014-15	69	2493	624	1279	.488	375	528	.710	51	365	416	511	135-0	109	49	1743	25.3
2015-16	76	2709	737	1416	.520	359	491	.731	111	454	565	514	143-0	104	49	1920	25.3
2016-17	74	2795	736	1344	.548	358	531	.674	97	542	639	646	134-2	92	44	1954	26.4
2017-18	82	3026	857	1580	.542	388	531	.731	97	612	709	747	135-0	116	71	2251	27.5
11 Years	849	33131	8369	17022	.492	5130	6998	.733	1034	5156	6190	6228	1617-5	1376	695	23119	27.2
Three-Point Field Goals: 2003-04, 63-217 (.290); 2004-05, 108-308 (.351); 2005-06, 127-379 (.335); 2006-07, 99-310 (.319); 2007-08, 113-359 (.315); 2008-09, 132-384 (.344); 2009-10, 129-387 (.333); 2014-15, 120-339 (.354); 2015-16, 87-282 (.309); 2016-17, 124-342 (.363); 2017-18, 149-406 (.367).																	

### PLAYOFFS

Year	GP	MINS	FGM	FGA	FG%	FTM	FTA	FT%	OR	DR	TR	AST	PF-D	STL	BS	PTS	PPG
2006	13	604	146	307	.476	87	118	.737	22	83	105	76	44-0	18	9	400	30.8
2007	20	893	166	399	.416	148	196	.755	26	135	161	159	40-0	34	10	501	25.1
2008	13	552	113	275	.411	122	167	.731	16	86	102	99	33-0	23	17	366	28.2
2009	14	580	159	312	.510	149	199	.749	19	109	128	102	30-0	23	12	494	35.3
2010	11	458	106	211	.502	88	120	.733	15	87	102	84	30-0	23	20	320	29.1
2015	20	844	227	544	.417	122	167	.731	37	189	226	169	58-0	33	21	601	30.1
2016	21	822	219	417	.525	82	124	.661	42	158	200	160	54-0	49	27	552	26.3
2017	18	744	217	384	.565	113	162	.698	19	145	164	141	43-0	35	23	591	32.8
2018	22	922	275	510	.539	159	213	.746	31	169	200	198	52-0	30	23	748	34.0
9 Years	152	6419	1628	3359	.485	1070	1466	.730	227	1161	1388	1188	384-0	268	162	4573	30.1
Three-Point Field Goals: 2006, 21-63 (.333); 2007, 21-75 (.280); 2008, 18-70 (.257); 2009, 27-81 (.333); 2010, 20-50 (.400); 2015, 25-110 (.227); 2016, 32-94 (.340); 2017, 44-107 (.411); 2018, 39-114 (.342).																	

### ALL-STAR GAME

Year	GP	MINS	FGM	FGA	FG%	FTM	FTA	FT%	OR	DR	TR	AST	PF-D	STL	BS	PTS	PPG
2005	1	31	3	13	.462	0	1	0.000	1	7	8	6	0-0	2	0	13	13.0
2006	1	31	12	21	.571	1	5	.200	2	4	6	2	2-0	2	0	29	29.0
2007	1	32	11	20	.550	2	2	1.000	0	6	6	6	0-0	1	0	28	28.0
2008	1	30	12	22	.545	2	7	.286	1	7	8	9	3-0	2	2	27	27.0
2009	1	27	8	19	.421	2	2	1.000	0	5	5	3	0-0	0	0	20	20.0
2010	1	32	10	22	.454	4	4	1.000	1	4	5	6	1-0	4	0	25	25.0
2015	1	32	11	21	.524	4	5	.800	1	4	5	7	1-0	2	0	30	30.0
2016	1	20	6	13	.462	0	0	0.000	0	4	4	7	0-0	0	0	13	13.0
2017	1	19	10	17	.588	0	0	0.000	0	3	3	1	2-0	0	0	23	23.0
2018	1	31	12	17	.706	1	1	1.000	0	10	10	8	2-0	1	0	29	29.0
10 Years	10	285	95	185	.514	16	27	.593	6	54	60	55	11-0	14	2	237	23.7
Three-Point Field Goals: 2005, 1-4, (.250); 2006, 4-10, (.400); 2007, 4-8 (.500); 2008, 2-7, (.286); 2009, 2-5, (.400); 2015, 4-12 (.333); 2016, 1-5 (.200); 2017, 3-8 (.375); 2018, 4-8 (.500).																	

## ANTAWN JAMISON

Height: 6'9"

Weight: 235

Born: June 12, 1976

(North Carolina '98)

*Acquired from the Washington Wizards on February 17, 2010, along with Sebastian Telfair of the Los Angeles Clippers. In exchange, the Cavaliers sent Zdrunas Ilgauskas, their 2010 first-round draft pick and the rights to Slovenian forward Emir Predzic to the Wizards.*

YEAR	GP	MINS	FGM	FGA	FG%	FTM	FTA	FT%	OR	DR	TR	AST	PF-D	STL	BS	PTS	PPG
2009-2010	25	810	163	336	.485	42	83	.506	37	156	193	32	67-1	28	12	395	15.8
2010-2011	56	1841	374	876	.427	171	234	.731	86	289	375	93	137-0	50	30	1010	18.0
2011-2012	65	2149	421	1044	.403	185	271	.683	123	285	408	131	164-0	51	43	1118	17.2
3 Years	146	4800	958	2256	.425	398	588	.677	246	730	976	256	368-1	129	85	2523	17.3
Three-Point Field Goals: 2009-10, 27-79 (.342); 2010-11, 91-263 (.346); 2011-12, 91-267 (.341); Total 209-609 (.343).																	

### PLAYOFFS

Year	GP	MINS	FGM	FGA	FG%	FTM	FTA	FT%	OR	DR	TR	AST	PF-D	STL	BS	PTS	PPG
2010	11	374	64	137	.467	30	41	.732	16	65	81	14	38-0	7	11	168	15.3
Three-Point Field Goals: 2010, 10-39 (.256).																	

**RICHARD JEFFERSON**

Height: 6'7"

Weight: 233

Born: June 21, 1980

(Arizona '01)

Signed as a free agent on August 5, 2015.

YEAR	GP	MIN	FGM	FGA	FG%	FTM	FTA	FT%	OR	DR	TR	AST	PF-D	STL	BLK	PTS	PPG
2015-16	74	1326	143	312	.458	58	87	.667	15	113	128	59	129-0	33	14	410	5.5
2016-17	79	1614	153	343	.446	80	108	.741	28	175	203	78	153-3	26	10	448	5.7
2 Years	153	2940	296	655	.452	138	195	.708	43	288	331	137	282-3	59	24	858	5.6

Three-point field goals: 2015-16, 66-173 (.382); 2016-17, 62-186 (.333); Totals, 128-359 (.357)

**PLAYOFFS**

YEAR	GP	MIN	FGM	FGA	FG%	FTM	FTA	FT%	OR	DR	TR	AST	PF	STL	BLK	PTS	PPG
2015-16	21	381	44	84	.524	15	20	.750	16	58	74	14	34	10	1	114	5.4
2016-17	14	179	16	38	.421	18	28	.643	10	15	25	7	30	2	3	55	3.9
2 Years	35	560	60	122	.492	33	48	.688	26	73	99	21	64	12	4	169	4.8

Three-point field goals: 2015-16, 11-28 (.393); 2016-17, 5-19 (.263); Totals, 16-47 (.340)

**ANTHONY JOHNSON**

Height: 6'3"

Weight: 190

Born: October 10, 1974

(College of Charleston '97)

Acquired along with Jim Jackson and Larry Robinson from the Atlanta Hawks on January 2, 2001 in exchange for Brevin Knight.

YEAR	GP	MINS	FGM	FGA	FG%	FTM	FTA	FT%	OR	DR	TR	AST	PF-D	STL	BS	PTS	PPG
2000-01	28	232	27	81	.333	11	16	.688	7	14	21	44	21-0	6	1	66	2.4

Three-Point Field Goals: 1-2 (.500).

**DARRYL JOHNSON**

Height: 6'1"

Weight: 185

Born: October 26, 1965

(Michigan State '87)

Signed as a free agent, March 5, 1996.

YEAR	GP	MINS	FGM	FGA	FG%	FTM	FTA	FT%	OR	DR	TR	AST	PF-D	STL	BS	PTS	PPG
1995-96	11	28	5	12	.417	2	2	1.000	2	0	2	1	3-0	0	0	12	1.1

Three-Point Field Goals: 0-1 (.000).

**EDDIE JOHNSON**

Height: 6'2"

Weight: 190

Born: February 24, 1955

(Auburn '77)

Traded by Atlanta for Johnny Davis, February 9, 1986.

YEAR	GP	MINS	FGM	FGA	FG%	FTM	FTA	FT%	OR	DR	TR	AST	PF-D	STL	BS	PTS	PPG
1985-86	32	615	129	293	.440	33	45	.733	13	33	46	114	56-0	8	1	315	9.8

Three-Point Field Goals: 24-65 (.369).

**JOHN JOHNSON**

Height: 6'7"

Weight: 210

Born: October 18, 1947

(Iowa '70)

Drafted by Cleveland in first round, 1970 (seventh pick).

YEAR	GP	MINS	FGM	FGA	FG%	FTM	FTA	FT%	OR	DR	TR	AST	PF-D	STL	BS	PTS	PPG
1970-71	67	2310	435	1032	.422	240	298	.805	—	—	453	323	251-3	—	—	1110	16.6
1971-72	82	3041	557	1286	.433	277	353	.785	—	—	631	415	268-2	—	—	1391	17.0
1972-73	82	2815	492	1143	.430	199	271	.734	—	—	552	309	246-3	—	—	1183	14.4
3 Years	231	8166	1484	3461	.429	716	922	.777	—	—	1636	1047	765-8	—	—	3684	15.9

**ALL-STAR GAME**

YEAR	GP	MINS	FGM	FGA	FG%	FTM	FTA	FT%	OR	DR	TR	AST	PF-D	STL	BS	PTS	PPG
1971	1	2	0	0	—	0	0	—	—	—	0	1	0-0	—	—	0	0.0
1972	1	3	0	2	.000	0	0	—	—	—	1	0	1-0	—	—	0	0.0
2 Years	2	5	0	2	.000	0	0	—	—	—	1	1	1-0	—	—	0	0.0

**KANNARD JOHNSON**

Height: 6'9"

Weight: 220

Born: June 24, 1965

(Western Kentucky '87)

Drafted by Cleveland in second round, 1987 (41st pick).

YEAR	GP	MINS	FGM	FGA	FG%	FTM	FTA	FT%	OR	DR	TR	AST	PF-D	STL	BS	PTS	PPG
1987-88	4	12	1	3	.333	0	0	—	0	0	0	0	1-0	1	0	2	0.5

**KEVIN JOHNSON**

Height: 6'2"

Weight: 180

Born: March 4, 1966

(California '87)

Drafted by Cleveland in first round, 1987 (seventh pick).

YEAR	GP	MINS	FGM	FGA	FG%	FTM	FTA	FT%	OR	DR	TR	AST	PF-D	STL	BS	PTS	PPG
1987-88	52	1043	143	311	.460	92	112	.821	10	62	72	193	96-1	60	17	380	7.3

Three-Point Field Goals: 2-9 (.222).

**REGGIE JOHNSON**

Height: 6'9"

Weight: 205

Born: June 25, 1957

(Tennessee '80)

Traded by San Antonio with Ron Brewer and cash for Mike Mitchell and Roger Phegley, December 23, 1981.

YEAR	GP	MINS	FGM	FGA	FG%	FTM	FTA	FT%	OR	DR	TR	AST	PF-D	STL	BS	PTS	PPG
1981-82	23	617	94	175	.537	35	44	.795	43	82	125	22	73-1	6	17	223	9.7

**TREY JOHNSON**

Height: 6'5"

Weight: 218

Born: August 30, 1984

(Jackson State '07)

Signed to a 10-day contract on February 3, 2009 and to a second 10-day contract on February 20, 2009.

YEAR	GP	MINS	FGM	FGA	FG%	FTM	FTA	FT%	OR	DR	TR	AST	PF-D	STL	BS	PTS	PPG
2008-09	4	14	0	5	.000	4	4	1.000	0	1	1	0	4-0	0	0	4	1.0

**DAHNTAY JONES**

Height: 6'6"

Weight: 225

Born: December 27, 1980

(Duke '03)

Signed as a free agent on Apr. 13, 2016. Re-signed as a free agent on Apr. 12, 2017.

YEAR	GP	MIN	FGM	FGA	FG%	FTM	FTA	FT%	OR	DR	TR	AST	PF-D	STL	BLK	PTS	PPG
2015-16	1	42	6	14	.429	0	0	-	1	4	5	2	6-1	1	2	13	13.0
2016-17	1	12	3	8	.375	3	4	.750	1	1	2	1	1-0	0	0	9	9.0
2 Years	2	54	9	22	.409	3	4	.750	2	5	7	3	7-1	1	2	22	11.0

Three-point field goals: 2015-16, 1-2 (.500); 2016-17, 0-2 (.000); Totals, 1-4 (.250)

**PLAYOFFS**

YEAR	GP	MIN	FGM	FGA	FG%	FTM	FTA	FT%	OR	DR	TR	AST	PF	STL	BLK	PTS	PPG
2015-16	15	50	6	13	.462	4	5	.800	0	7	7	2	3	1	1	17	1.1
2016-17	10	33	5	10	.500	5	5	1.000	1	6	7	1	7	0	1	16	1.6
2 Years	25	83	11	23	.478	9	10	.900	1	13	14	3	10	1	2	33	1.3

Three-point field goals: 2015-16, 1-3 (.333); 2016-17, 1-2 (.500); Totals, 2-5 (.400)

**DAMON JONES**

Height: 6'3"

Weight: 195

Born: August 25, 1976

(Houston '97)

Signed as a free agent on September 8, 2005.

YEAR	GP	MINS	FGM	FGA	FG%	FTM	FTA	FT%	OR	DR	TR	AST	PF-D	STL	BS	PTS	PPG
2005-06	82	2089	190	491	.387	32	50	.640	14	119	133	169	112-0	37	1	552	6.7
2006-07	60	1173	137	355	.386	30	44	.682	9	57	66	94	53-0	16	2	393	6.6
2007-08	67	1336	151	363	.416	20	28	.714	5	67	72	126	66-0	19	1	437	6.5
3 Years	209	4598	478	1209	.395	82	122	.672	28	243	271	389	231-0	72	4	1382	6.6

Three-Point Field Goals: 2005-06, 140-371(.377); 2006-07, 89-231 (.385); 2007-08, 115-276 (.417).

**PLAYOFFS**

YEAR	GP	MINS	FGM	FGA	FG%	FTM	FTA	FT%	OR	DR	TR	AST	PF-D	STL	BS	PTS	PPG
2006	13	182	8	26	.308	3	4	.750	2	14	16	12	17-0	2	0	24	1.8
2007	11	139	8	26	.308	3	3	1.00	1	8	9	11	10-0	0	0	26	2.4
2008	5	26	2	10	.200	0	0	.000	0	0	0	1	1-0	0	0	6	1.2
3 Years	29	347	18	62	.290	6	7	.857	3	22	25	24	28-0	2	0	56	1.9

Three-Point Field Goals: 2006, 5-18 (.278); 2007, 7-22 (.318); 2008, 2-7 (.286).

**DWAYNE JONES**

Height: 6'11"

Weight: 251

Born: June 9, 1983

(St. Joseph's '05)

Acquired by the Cavaliers on October 13, 2006 from the Boston Celtics in exchange for guard/forward Luke Jackson.

YEAR	GP	MINS	FGM	FGA	FG%	FTM	FTA	FT%	OR	DR	TR	AST	PF-D	STL	BS	PTS	PPG
2006-07	4	18	0	1	.000	3	6	.500	1	5	6	0	3-0	0	0	3	0.8
2007-08	56	472	25	47	.532	28	58	.483	69	71	140	10	88-0	10	25	78	1.4
2 Years	60	490	25	48	.521	31	64	.484	70	76	146	10	91-0	10	25	81	1.4

Three-Point Field Goals: 2007-08, 0-1 (.000).

**PLAYOFFS**

YEAR	GP	MINS	FGM	FGA	FG%	FTM	FTA	FT%	OR	DR	TR	AST	PF-D	STL	BS	PTS	PPG
2008	5	20	1	2	.500	1	2	.500	2	4	6	0	4-0	0	1	3	0.6

**EDGAR JONES**

Height: 6'10"

Weight: 210

Born: June 17, 1956

(Nevada-Reno '79)

Traded by San Antonio with cash for Jeff Cook, December 14, 1984.

YEAR	GP	MINS	FGM	FGA	FG%	FTM	FTA	FT%	OR	DR	TR	AST	PF-D	STL	BS	PTS	PPG
1984-85	26	447	86	184	.467	41	60	.683	34	75	109	11	71-1	11	11	213	8.2
1985-86	53	1011	187	370	.505	132	178	.742	71	136	207	45	142-0	30	38	513	9.7
2 Years	79	1458	273	554	.493	173	238	.727	105	211	316	56	213-1	41	49	726	9.2

Three-Point Field Goals: 1984-85, 0-3 (.000); 1985-86, 7-23 (.304); Total 7-26 (.269).

**PLAYOFFS**

YEAR	GP	MINS	FGM	FGA	FG%	FTM	FTA	FT%	OR	DR	TR	AST	PF-D	STL	BS	PTS	PPG
1985	4	45	9	18	.500	7	8	.875	2	6	8	3	6-0	2	0	25	6.3

Three-Point Field Goals: 0-1 (.000).

**JALEN JONES**

Height: 6'7"

Weight: 220"

Born: May 27, 1993

(Texas A&amp;M '16)

Signed to a Two-Way contract on December 2, 2018.

YEAR	GP	MIN	FGM	FGA	FG%	FTM	FTA	FT%	OR	DR	TR	AST	PF-D	STL	BLK	PTS	PPG
2018-19	16	214	26	62	.419	19	27	.704	11	23	34	7	27-0	9	2	81	5.1

Three-point field goals: 10-28 (.357)

**JAMES JONES**

Height: 6'8"

Weight: 218

Born: October 4, 1980

(Miami, FL '03)

*Signed as a free agent on August 5, 2014*

YEAR	GP	MIN	FGM	FGA	FG%	FTM	FTA	FT%	OR	DR	TR	AST	PF-D	STL	BLK	PTS	PPG
2014-15	57	669	74	201	.368	39	46	.848	9	53	62	24	67-0	13	8	240	4.2
2015-16	48	463	58	142	.408	21	26	.808	8	42	50	14	50-0	11	10	178	3.7
2016-17	48	381	44	92	.478	13	20	.650	3	34	47	14	37-0	7	10	132	2.8
3 Years	153	1513	176	435	.405	73	92	.793	20	129	149	52	154-0	31	28	550	3.6

Three-point field goals: 2014-15, 63-175 (.360); 2015-16, 41-104 (.394); 2016-17, 31-66 (.470); Totals, 135-345 (.391)

**PLAYOFFS**

YEAR	GP	MIN	FGM	FGA	FG%	FTM	FTA	FT%	OR	DR	TR	AST	PF	STL	BLK	PTS	PPG
2014-15	20	311	26	75	.347	13	14	.929	1	28	29	9	42	8	3	87	4.4
2015-16	12	55	2	10	.200	1	4	.250	1	3	4	3	3	0	0	6	0.5
2016-17	8	30	1	5	.200	0	0	.000	1	3	4	0	3	0	0	2	0.3
3 Years	40	396	29	90	.322	14	18	.778	3	34	37	12	48	8	3	95	2.4

Three-point field goals: 2014-15, 22-64 (.344); 2015-16, 1-7 (.143); 2016-17, 0-3 (.000); Totals, 23-74 (.311)

**JUMAINE JONES**

Height: 6'8"

Weight: 218

Born: February 10, 1979

(Georgia '01)

*Acquired from the Philadelphia 76ers along with Tyrone Hill in exchange for Matt Harpring, Cedric Henderson and Robert Traylor on August 3, 2001.*

YEAR	GP	MINS	FGM	FGA	FG%	FTM	FTA	FT%	OR	DR	TR	AST	PF-D	STL	BS	PTS	PPG
2001-02	81	2142	287	640	.448	45	68	.662	125	365	490	116	184-3	75	46	671	8.3
2002-03	80	2204	308	710	.434	57	83	.687	106	299	405	112	176-1	67	22	784	9.8
2 Years	161	4346	595	1350	.441	102	151	.675	231	664	895	228	360-4	142	68	1455	9.0

Three-Point Field Goals: 2001-02, 52-168 (.310); 2002-03, 111-314 (.354); Total 163-482 (.338).

**KEVIN JONES**

Height: 6'8"

Weight: 250

Born: August 25, 1989

(West Virginia '12)

*Signed as a free agent on November 29, 2012.*

YEAR	GP	MINS	FGM	FGA	FG%	FTM	FTA	FT%	OR	DR	TR	AST	PF-D	STL	BS	PTS	PPG
2012-13	32	335	43	107	.402	9	15	.600	38	40	78	10	25-0	9	5	95	3.0

Three-Point Field Goals: 2012-13, 0-0 (.000); Total 0-0 (.000).

**ED JORDAN**

Height: 6'1"

Weight: 170

Born: January 29, 1955

(Rutgers '77)

*Drafted by Cleveland in second round, 1977 (33rd pick).*

YEAR	GP	MINS	FGM	FGA	FG%	FTM	FTA	FT%	OR	DR	TR	AST	PF-D	STL	BS	PTS	PPG
1977-78	22	171	19	56	.339	12	16	.750	2	9	11	32	10-0	12	1	50	2.3

**WALTER JORDAN**

Height: 6'7"

Weight: 198

Born: February 19, 1956

(Purdue '78)

*Signed as a free agent, August 13, 1980.*

YEAR	GP	MINS	FGM	FGA	FG%	FTM	FTA	FT%	OR	DR	TR	AST	PF-D	STL	BS	PTS	PPG
1980-81	30	207	29	75	.387	10	17	.588	23	19	42	11	35-0	11	5	68	2.3

**JASON KAPONO**

Height: 6'8"

Weight: 213

Born: February 4, 1981

(UCLA '03)

*Drafted by Cleveland in second round, 2003 (31st pick)*

YEAR	GP	MINS	FGM	FGA	FG%	FTM	FTA	FT%	OR	DR	TR	AST	PF-D	STL	BS	PTS	PPG
2003-04	41	427	52	129	.403	20	24	.833	19	36	55	14	41-0	13	2	145	3.5

Three-Point Field Goals: 2003-04, 21-44 (.477).

**SERGEY KARASEV**

Height: 6'7"

Weight: 208

Born: October 26, 1993

(BC Triumph '13)

*Selected by the Cleveland Cavaliers in the first round (19th overall pick) of the 2013 NBA Draft*

YEAR	GP	MINS	FGM	FGA	FG%	FTM	FTA	FT%	OR	DR	TR	AST	PF-D	STL	BS	PTS	PPG
2013-14	22	156	12	35	.343	9	10	.900	0	16	16	6	22-0	3	1	37	1.7

Three-Point Field Goals: 4-19 (.211)

**COBY KARL**

Height: 6'5"

Weight: 215

Born: March 6, 1983

(Boise State '07)

*Signed as a free agent, October 1, 2009.*

Year	GP	MINS	FGM	FGA	FG%	FTM	FTA	FT%	OR	DR	TR	AST	PF-D	STL	BS	PTS	PPG
2009-10	3	5	0	0	-	0	0	-	0	2	2	0	0-0	0	0	0	0.0

**SASHA KAUN**

Height: 6'11"

Weight: 260

Born: May 8, 1985

(Kansas '08)

Signed as a free agent on September 9, 2015.

YEAR	GP	MINS	FGM	FGA	FG%	FTM	FTA	FT%	OR	DR	TR	AST	PF-D	STL	BS	PTS	PPG
2015-16	25	95	9	17	.529	5	11	.455	12	14	26	3	11-0	4	5	23	0.9

Three-Point Field Goals: 0-0 (---)

**SHAWN KEMP**

Height: 6'10"

Weight: 280

Born: November 26, 1969

(Concord HS '88)

Acquired from Seattle in a three-way trade on September 25, 1997. The Cavs also acquired Sherman Douglas from Milwaukee, while the Bucks received Terrell Brandon, Tyrone Hill and future considerations from Cleveland. Seattle acquired Vin Baker from Milwaukee.

YEAR	GP	MINS	FGM	FGA	FG%	FTM	FTA	FT%	OR	DR	TR	AST	PF-D	STL	BS	PTS	PPG
1997-98	80	2769	518	1164	.445	404	556	.727	219	526	745	197	310-15	108	90	1442	18.0
1998-99	42	1475	277	575	.482	307	389	.789	131	257	388	101	159-2	48	45	862	20.5
1999-2000	82	2492	484	1160	.417	493	635	.776	231	494	725	138	371-13	100	96	1463	17.8
3 Years	204	6736	1279	2899	.441	1204	1580	.762	581	1277	1858	436	840-30	256	231	3767	18.5

Three-Point Field Goals: 1997-98, 2-8 (.250); 1998-99, 1-2 (.500); 1999-2000, 2-6 (.333); Total 5-16 (.313).

**PLAYOFFS**

YEAR	GP	MINS	FGM	FGA	FG%	FTM	FTA	FT%	OR	DR	TR	AST	PF-D	STL	BS	PTS	PPG
1998	4	152	33	71	.465	38	45	.844	16	25	41	8	12-0	5	4	104	26.0

**ALL-STAR GAME**

YEAR	GP	MINS	FGM	FGA	FG%	FTM	FTA	FT%	OR	DR	TR	AST	PF-D	STL	BS	PTS	PPG
1998	1	25	5	10	.500	2	2	1.000	2	9	11	2	2-0	4	0	12	12.0

Three-Point Field Goals: 0-1 (.000)

**TIM KEMPTON**

Height: 6'10"

Weight: 255

Born: January 25, 1964

(Notre Dame '86)

Signed as a free agent, April 15, 1994.

YEAR	GP	MINS	FGM	FGA	FG%	FTM	FTA	FT%	OR	DR	TR	AST	PF-D	STL	BLK	PTS	PPG
1993-94	4	33	6	12	.500	2	6	.333	4	6	10	3	8-0	2	1	14	3.5

**PLAYOFFS**

YEAR	GP	MINS	FGM	FGA	FG%	FTM	FTA	FT%	OR	DR	TR	AST	PF-D	STL	BLK	PTS	PPG
1994	3	89	10	25	.400	6	6	1.000	10	6	16	8	9-0	3	0	26	8.7

**D.J. KENNEDY**

Height: 6'6"

Weight: 215

Born: November 5, 1989

(St. John's '11)

Signed as a free agent on April 21, 2012.

YEAR	GP	MINS	FGM	FGA	FG%	FTM	FTA	FT%	OR	DR	TR	AST	PF-D	STL	BS	PTS	PPG
2011-12	2	59	5	12	.417	0	2	0.000	1	6	7	3	7-0	2	0	12	6.0

Three-Point Field Goals: 2011-12, 2-4 (.500); Total 2-4 (.500).

**LARRY KENON**

Height: 6'9"

Weight: 215

Born: December 13, 1952

(Memphis State '73)

Traded by Golden State for cash, January 10, 1983.

YEAR	GP	MINS	FGM	FGA	FG%	FTM	FTA	FT%	OR	DR	TR	AST	PF-D	STL	BS	PTS	PPG
1982-83	32	624	100	212	.472	35	46	.761	52	65	117	34	49-0	21	9	235	7.3

Three-Point Field Goals: 0-1 (.000).

**STEVE KERR**

Height: 6'3"

Weight: 180

Born: September 27, 1965

(Arizona '88)

Traded by Phoenix for a 1993 second round draft choice, September 5, 1989.

YEAR	GP	MINS	FGM	FGA	FG%	FTM	FTA	FT%	OR	DR	TR	AST	PF-D	STL	BS	PTS	PPG
1989-90	78	1664	192	432	.444	63	73	.863	12	86	98	248	59-0	45	7	520	6.7
1990-91	57	905	99	223	.444	45	53	.849	5	32	37	131	52-0	29	4	271	4.8
1991-92	48	847	121	237	.511	45	54	.833	14	64	78	110	29-0	27	10	319	6.6
1992-93	5	41	5	10	.500	2	2	1.000	0	7	7	11	2-0	2	0	12	2.4
4 Years	188	3457	417	902	.462	155	182	.852	31	189	220	500	142-0	103	21	1122	6.0

Three-Point Field Goals: 1989-90, 73-144 (.507); 1990-91, 28-62 (.452); 1991-92, 32-74 (.432); 1992-93, 0-2 (.000); Total 133-282 (.472).

**PLAYOFFS**

YEAR	GP	MINS	FGM	FGA	FG%	FTM	FTA	FT%	OR	DR	TR	AST	PF-D	STL	BS	PTS	PPG
1990	5	73	4	14	.286	0	0	---	1	5	6	10	6-0	4	0	8	1.6
1992	12	149	18	41	.439	5	5	1.000	1	5	6	10	12-0	5	0	44	3.7
2 Years	17	222	22	55	.400	5	5	1.000	2	10	12	20	18-0	9	0	52	3.1

Three-Point Field Goals: 1990, 0-3 (.000); 1992, 3-11 (.273); Total 3-14 (.214).

**LARI KETNER****Height: 6'10"****Weight: 285****Born: February 1, 1977****(Massachusetts '99)**

Signed to a 10-day contract on February 22, 2000 and to a second 10-day contract on March 3, 2000. Signed for the remainder of the season on March 13, 2000.

YEAR	GP	MIN	FGM	FGA	FG%	FTM	FTA	FT%	OR	DR	TR	AST	PF-D	STL	BS	PTS	PPG
1999-2000	16	91	9	22	.409		6	10	.600	12	15	27	0	12-0	3	2	24 1.5

**RANDOLPH KEYS****Height: 6'7"****Weight: 195****Born: April 19, 1966****(Southern Mississippi '88)**

Drafted by Cleveland in first round, 1988 (22nd pick).

YEAR	GP	MIN	FGM	FGA	FG%	FTM	FTA	FT%	OR	DR	TR	AST	PF-D	STL	BS	PTS	PPG
1988-89	42	331	74	172	.430	20	29	.690	23	33	56	19	51-0	12	6	169	4.0
1989-90	48	892	151	359	.421	61	82	.744	52	85	137	39	117-0	38	2	365	7.6
2 Years	90	1223	225	531	.424	81	111	.730	75	118	193	58	168-0	50	8	534	5.9

Three-Point Field Goals: 1988-89, 1-10 (.100); 1989-90, 2-10 (.200); Total 3-20 (.150).

**PLAYOFFS**

YEAR	GP	MIN	FGM	FGA	FG%	FTM	FTA	FT%	OR	DR	TR	AST	PF-D	STL	BS	PTS	PPG
1989	1	12	0	3	.000	0	0	—	0	3	3	1	1-0	0	0	0	0.0

Three-Point Field Goals: 0-1 (.000).

**CHAD KINCH****Height: 6'4"****Weight: 190****Born: May 22, 1958****(UNC-Charlotte '80)**

Drafted by Cleveland in first round, 1980 (22nd pick).

YEAR	GP	MIN	FGM	FGA	FG%	FTM	FTA	FT%	OR	DR	TR	AST	PF-D	STL	BS	PTS	PPG
1980-81	29	247	38	96	.396		4	5	.800	7	17	24	35	24-0	9	5	80 2.8

**TARENCE KINSEY****Height: 6'6"****Weight: 189 Born:****March 21, 1984****(South Carolina '06)**

Signed as a free agent, August 4, 2008.

YEAR	GP	MIN	FGM	FGA	FG%	FTM	FTA	FT%	OR	DR	TR	AST	PF-D	STL	BS	PTS	PPG
2008-09	50	280	31	69	.449	33	38	.868	10	28	38	10	34-1	12	0	102	2.0

Three Points Field Goals: 2008-09, 7-18 (.389).

**PLAYOFFS**

YEAR	GP	MIN	FGM	FGA	FG%	FTM	FTA	FT%	OR	DR	TR	AST	PF-D	STL	BS	PTS	PPG
2009	9	13	1	3	.333	2	2	1.00	1	1	2	0	2-0	1	0	4	0.4

**ALEX KIRK****Height: 7'0"****Weight: 245****Born: November 14, 1991****(New Mexico '14)**

Signed as a free agent on August 11, 2014.

YEAR	GP	MIN	FGM	FGA	FG%	FTM	FTA	FT%	OR	DR	TR	AST	PF-D	STL	BS	PTS	PPG
2014-15	5	14	1	4	.250	2	2	1.000	1	0	1	1	1-0	0	0	4	0.8

Three-Point Field Goals: 0-0 (.000)

**BRANDON KNIGHT****Height: 6'2"****Weight: 182****Born: December 2, 1991****(Kentucky '11)**

Acquired along with forward Marquese Chriss, a 2019 first round draft pick and a 2022 second round pick from the Houston Rockets as part of a three-team trade on Feb. 7, 2019; In exchange, Cleveland sent guards Nik Stauskas and Wade Baldwin IV as well as a 2021 second round draft pick (via Milwaukee) to Houston, and guard Alec Burks to the Sacramento Kings; Houston also received guard Iman Shumpert from Sacramento and sent their own 2020 second round pick to the Kings as part of the deal.

YEAR	GP	MIN	FGM	FGA	FG%	FTM	FTA	FT%	OR	DR	TR	AST	PF-D	STL	BLK	PTS	PPG
2018-19	27	618	88	213	.413	18	23	.783	9	41	50	62	48-0	19	2	230	8.5
2019-20	16	241	28	86	.326	4	13	.308	3	17	20	31	20-0	5	2	79	4.9
2 Years	43	859	116	299	.387	22	36	.611	12	58	70	93	68-0	24	4	309	7.2

Three-point field goals: 2018-19, 36-97 (.371); 2019-20, 19-64 (.297); ; Total, 55-161 (.341)

**BREVIN KNIGHT****Height: 5'10"****Weight: 170****Born: November 8, 1975****(Stanford '97)**

Drafted by Cleveland in first round, 1997 (16th pick).

YEAR	GP	MIN	FGM	FGA	FG%	FTM	FTA	FT%	OR	DR	TR	AST	PF-D	STL	BS	PTS	PPG
1997-98	80	2483	261	592	.441	201	251	.801	67	186	253	656	271-5	196	18	723	9.0
1998-99	39	1186	134	315	.425	105	141	.745	16	115	131	302	115-1	70	7	373	9.6
1999-2000	65	1754	230	558	.412	140	184	.761	38	155	193	458	185-2	107	21	602	9.3
2000-01	6	93	2	15	.133	5	6	.833	1	6	7	25	17-0	6	1	9	1.5
4 Years	190	5516	627	1480	.424	451	582	.775	122	462	584	1441	588-8	379	47	1707	9.0

Three-Point Field Goals: 1997-98, 0-7 (.000); 1998-99, 0-5 (.000); 1999-2000, 2-10 (.200); Total 2-22 (.091).

**PLAYOFFS**

YEAR	GP	MIN	FGM	FGA	FG%	FTM	FTA	FT%	OR	DR	TR	AST	PF-D	STL	BS	PTS	PPG
1998	4	132	6	21	.286	6	10	.600	0	16	16	23	16-1	10	1	18	4.5



**LUKE KORNET**

Height: 7-2"

Weight: 250

Born: July 15, 1995

(Vanderbilt '17)

Signed to a 10-day contract on December 21, 2021

YEAR	GP	MIN	FGM	FGA	FG%	FTM	FTA	FT%	OR	DR	TR	AST	PF-D	STL	BLK	PTS	PPG
2021-22	2	15	1	5	.200	2	3	.667	2	1	3	1	1-0	0	1	4	2.0

Three-point field goals: 0-1 (.000).

**KYLE KORVER**

Height: 6'7"

Weight: 212"

Born: March 17, 1981

(Creighton '03)

Acquired from the Atlanta Hawks in exchange for Mike Dunleavy, Mo Williams, cash considerations and a protected first round draft pick on January 7, 2017.

YEAR	GP	MIN	FGM	FGA	FG%	FTM	FTA	FT%	OR	DR	TR	AST	PF-D	STL	BLK	PTS	PPG
2016-17	35	859	131	269	.487	14	15	.933	7	90	97	35	60-0	11	8	373	10.7
2017-18	73	1574	222	484	.459	64	72	.889	9	156	165	88	130-0	31	27	672	9.2
2018-19	16	251	35	76	.461	13	16	.813	0	29	29	17	22-1	3	2	108	6.8
3 Years	124	2684	388	829	.468	91	103	.833	16	275	291	140	212-1	45	37	1153	9.3

Three-point field goals: 2016-17, 97-200 (.485); 2017-18, 164-376 (.436); 2018-19, 25-54 (.463); Total, 286-630 (.454)

**PLAYOFFS**

YEAR	GP	MIN	FGM	FGA	FG%	FTM	FTA	FT%	OR	DR	TR	AST	PF-D	STL	BLK	PTS	PPG
2017	18	325	34	80	.425	10	10	1.000	2	28	30	13	22-0	7	5	105	5.8
2018	22	505	59	141	.418	19	22	.864	6	46	63	19	44-0	9	9	182	8.3
2 Years	40	831	93	221	.421	29	32	.906	8	74	82	32	66-0	16	14	287	7.2

Three-point field goals: 2017, 27-69 (.391); 2018, 45-109 (.413); Total, 72-178 (.404)

**SAM LACEY**

Height: 6'10"

Weight: 235

Born: March 8, 1948

(New Mexico State '70)

Signed as a free agent, December 6, 1982.

YEAR	GP	MINS	FGM	FGA	FG%	FTM	FTA	FT%	OR	DR	TR	AST	PF-D	STL	BLK	PTS	PPG
1982-83	60	1232	111	264	.420	29	37	.784	62	169	231	118	209-3	29	25	253	4.2

Three-Point Field Goals: 2-9 (.222).

**BILL LAIMBEER**

Height: 6'11"

Weight: 245

Born: May 19, 1957

(Notre Dame '79)

Drafted by Cleveland in third round, 1979 (65th pick).

YEAR	GP	MINS	FGM	FGA	FG%	FTM	FTA	FT%	OR	DR	TR	AST	PF-D	STL	BS	PTS	PPG
1980-81	81	2460	337	670	.503	117	153	.765	266	427	693	216	332-14	56	78	791	9.8
1981-82	50	894	119	253	.470	93	120	.775	124	153	277	45	170-3	22	30	334	6.7
2 Years	131	3354	456	923	.494	210	273	.769	390	580	970	261	502-17	78	108	1125	8.6

Three-Point Field Goals: 1981-82, 3-6 (.500).

**JOHN LAMBERT**

Height: 6'10"

Weight: 225

Born: January 14, 1953

(USC '75)

Drafted by Cleveland in first round, 1975 (15th pick).

YEAR	GP	MINS	FGM	FGA	FG%	FTM	FTA	FT%	OR	DR	TR	AST	PF-D	STL	BS	PTS	PPG
1975-76	54	333	49	110	.445	25	37	.676	37	65	102	16	54-0	8	12	123	2.3
1976-77	63	555	67	157	.427	25	36	.694	62	92	154	31	75-0	16	18	159	2.5
1977-78	76	1075	142	336	.423	27	48	.563	125	199	324	38	169-0	27	50	311	4.1
1978-79	70	1030	148	329	.450	35	55	.636	116	174	290	43	163-0	25	29	331	4.7
1979-80	74	1324	165	400	.413	73	101	.723	138	214	352	56	203-4	47	42	403	5.4
1980-81	3	8	3	5	.600	0	0	—	1	2	3	3	2-0	0	0	6	2.0
6 Years	340	4325	574	1337	.429	185	277	.668	479	746	1225	187	666-4	123	151	1333	3.9

**PLAYOFFS**

YEAR	GP	MINS	FGM	FGA	FG%	FTM	FTA	FT%	OR	DR	TR	AST	PF-D	STL	BS	PTS	PPG
1976	6	34	5	13	.385	2	2	1.000	2	9	11	1	7-0	1	2	12	2.0
1977	3	19	2	4	.500	0	0	—	2	1	3	0	4-0	2	0	4	1.3
1978	2	19	1	3	.333	1	2	.500	2	6	8	0	3-0	0	0	3	1.5
3 Years	11	72	8	20	.400	3	4	.750	6	16	22	1	14-0	3	2	19	1.7

**JEROME LANE**

Height: 6'6"

Weight: 250

Born: December 4, 1966

(Pittsburgh '89)

Signed as a free agent, August 31, 1992.

YEAR	GP	MINS	FGM	FGA	FG%	FTM	FTA	FT%	OR	DR	TR	AST	PF-D	STL	BS	PTS	PPG
1992-93	21	149	27	54	.500	5	20	.250	24	29	53	17	32-0	12	3	59	2.8

**ANTONIO LANG**

Height: 6'8"

Weight: 220

Born: May 15, 1972

(Duke '94)

Traded by Phoenix along with Dan Majerle and the Suns first round pick in either 1996, 1997 or 1998 in exchange for John Williams, October 7, 1995.

Signed as a free agent, January 21, 1999.

YEAR	GP	MINS	FGM	FGA	FG%	FTM	FTA	FT%	OR	DR	TR	AST	PF-D	STL	BS	PTS	PPG
1995-96	41	367	41	77	.532	34	47	.723	17	36	53	12	61-0	14	12	116	2.8
1996-97	64	843	68	162	.420	35	48	.729	52	75	127	33	111-0	33	30	171	2.7
1998-99	10	65	4	6	.667	5	9	.556	6	10	16	1	13-0	2	1	13	1.3
3 Years	115	1275	113	245	.461	74	104	.712	75	121	196	46	185-0	49	43	300	2.6

Three-Point Field Goals: 1995-96, 0-2 (.000); 1996-97, 0-6 (.000); Total, 0-8 (.000).

**PLAYOFFS**

YEAR	GP	MINS	FGM	FGA	FG%	FTM	FTA	FT%	OR	DR	TR	AST	PF-D	STL	BS	PTS	PPG
1996	1	2	0	0	—	0	0	—	0	0	0	0	0-0	0	0	0	0.0

**TRAJAN LANGDON**

Height: 6'3"

Weight: 197

Born: May 13, 1976

(Duke '99)

Drafted by Cleveland in first round, 1999 (11th pick).

YEAR	GP	MINS	FGM	FGA	FG%	FTM	FTA	FT%	OR	DR	TR	AST	PF-D	STL	BS	PTS	PPG
1999-2000	10	145	15	40	.375	11	11	1.000	4	11	15	11	16-0	5	0	49	4.9
2000-01	65	1116	135	313	.431	68	76	.895	12	77	89	81	114-0	38	9	389	6.0
2001-02	44	477	70	176	.398	42	46	.913	13	42	55	60	49-0	13	5	209	4.8
3 Years	119	1738	220	529	.416	121	133	.910	29	130	159	152	179-0	56	14	647	5.4

Three-Point Field Goals: 1999-2000, 8-19 (.421); 2000-01, 51-124 (.411); 2001-02, 27-74 (.365); Total 86-217 (.396).

**BUTCH LEE**

Height: 6'0"

Weight: 185

Born: December 5, 1956

(Marquette '78)

Traded by Atlanta with future considerations for Terry Furlow, January 31, 1979.

YEAR	GP	MINS	FGM	FGA	FG%	FTM	FTA	FT%	OR	DR	TR	AST	PF-D	STL	BS	PTS	PPG
1978-79	33	782	146	321	.455	87	113	.770	22	45	67	126	58-0	30	0	379	11.5
1979-80	3	24	2	11	.182	0	1	.000	3	0	3	3	0-0	0	0	4	1.3
2 Years	36	806	148	332	.446	87	114	.763	25	45	70	129	58-0	30	0	383	10.6

**KEITH LEE**

Height: 6'10"

Weight: 220

Born: December 28, 1962

(Memphis State '85)

Traded by Chicago along with Ennis Whitley for draft rights to Charles Oakley and Calvin Duncan, June 18, 1985.

YEAR	GP	MINS	FGM	FGA	FG%	FTM	FTA	FT%	OR	DR	TR	AST	PF-D	STL	BS	PTS	PPG
1985-86	58	1197	177	380	.466	75	96	.781	116	235	351	67	204-9	29	37	431	7.4
1986-87	67	870	170	374	.455	72	101	.713	93	158	251	69	147-0	25	40	412	6.1
2 Years	125	2067	347	754	.460	147	197	.746	209	393	602	136	351-9	54	77	843	6.7

Three-Point Field Goals: 1985-86, 2-9 (.222); 1986-87, 0-1 (.000); Total 2-10 (.200).

**JON LEUER**

Height: 6'10"

Weight: 228

Born: May 14, 1989

(Wisconsin '11)

Claimed off waivers from Houston Rockets on July 18, 2012.

YEAR	GP	MINS	FGM	FGA	FG%	FTM	FTA	FT%	OR	DR	TR	AST	PF-D	STL	BS	PTS	PPG
2012-13	9	91	10	28	.357	2	6	.333	5	8	13	5	11-0	2	0	22	2.4

Three-Point Field Goals: 2012-13, 0-3 (.000); Total 0-3 (.000).

**BOB LEWIS**

Height: 6'3"

Weight: 185

Born: March 20, 1945

(North Carolina '67)

Selected from San Francisco in expansion draft, May 11, 1970.

YEAR	GP	MINS	FGM	FGA	FG%	FTM	FTA	FT%	OR	DR	TR	AST	PF-D	STL	BLK	PTS	PPG
1970-71	79	1852	179	484	.370	109	152	.717	—	—	206	244	176-1	—	—	467	5.9

**DeANDRE LIGGINS**

Height: 6'6"

Weight: 209

Born: March 31, 1989

(Kentucky '11)

Signed as a free agent on Aug. 2, 2016

YEAR	GP	MINS	FGM	FGA	FG%	FTM	FTA	FT%	OR	DR	TR	AST	PF-D	STL	BS	PTS	PPG
2016-17	61	752	52	136	.382	23	37	.622	17	84	101	54	81-0	47	14	144	2.4

Three-Point Field Goals: 17-45 (.378)

**SHAUN LIVINGSTON**

Height: 6'7"

Weight: 175

Born: September 11, 1985

(Peoria Central HS '04)

Claimed off of waivers from the Washington Wizards on December 25, 2012.

YEAR	GP	MINS	FGM	FGA	FG%	FTM	FTA	FT%	OR	DR	TR	AST	PF-D	STL	BS	PTS	PPG
2012-13	49	1133	142	280	.507	70	83	.843	29	92	121	177	105-3	37	29	354	7.2

Three-Point Field Goals: 2012-13, 0-1 (.000); Total 0-1 (.000).

**J.P. MACURA**

Height: 6'5"

Weight: 205

Born: June 5, 1995

(Xavier '18)

Signed to a 10-day contract on February 9, 2020.

YEAR	GP	MIN	FGM	FGA	FG%	FTM	FTA	FT%	OR	DR	TR	AST	PF-D	STL	BLK	PTS	PPG
2019-20	1	1	0	0	-	0	0	-	0	3	3	2	0-0	0	0	0	0.0

Three-point field goals: 0-0 (---)

**GERALD MADKINS**

Height: 6'4"

Weight: 200

Born: April 18, 1969

(UCLA '92)

Signed as a free agent, June 14, 1993.

YEAR	GP	MINS	FGM	FGA	FG%	FTM	FTA	FT%	OR	DR	TR	AST	PF-D	STL	BS	PTS	PPG
1993-94	22	149	11	31	.355	8	10	.800	1	10	11	19	16-0	9	0	35	1.6
1994-95	7	28	2	6	.333	3	4	.750	0	0	0	1	2-0	2	0	8	1.1

2 Years	29	177	13	37	.351	11	14	.786	1	10	11	20	18-0	11	0	43	1.5
---------	----	-----	----	----	------	----	----	------	---	----	----	----	------	----	---	----	-----

Three-Point Field Goals: 1993-94, 5-15 (.333); 1994-95, 1-2 (.500); Total 6-17 (.353).

**DAVID MAGLEY**

Height: 6'8"

Weight: 210

Born: November 24, 1959

(Kansas '82)

Drafted by Cleveland in second round, 1982 (28th pick).

YEAR	GP	MINS	FGM	FGA	FG%	FTM	FTA	FT%	OR	DR	TR	AST	PF-D	STL	BLK	PTS	PPG
1982-83	14	56	4	16	.250	4	8	.500	2	8	10	2	5-0	2	0	12	0.9

Three-Point Field Goals: 0-1 (.000).

**DAN MAJERLE**

Height: 6'6"

Weight: 220

Born: September 9, 1965

(Central Michigan '88)

Traded by Phoenix with Antonio Lang and the Suns' first round draft pick in either the 1996, 1997 or 1998 NBA Draft, in exchange for John Williams, October 7, 1995.

YEAR	GP	MINS	FGM	FGA	FG%	FTM	FTA	FT%	OR	DR	TR	AST	PF-D	STL	BS	PTS	PPG
1995-96	82	2367	303	748	.405	120	169	.710	70	235	305	214	131-0	81	34	872	10.6

Three-Point Field Goals: 146-414 (.353).

**PLAYOFFS**

YEAR	GP	MINS	FGM	FGA	FG%	FTM	FTA	FT%	OR	DR	TR	AST	PF-D	STL	BS	PTS	PPG
1996	3	91	16	36	.444	8	9	.889	2	10	12	9	6-0	4	2	50	16.7

Three-Point Field Goals: 10-23 (.435).

**THON MAKER**

Height: 7-0"

Weight: 221

Born: February 25, 1997

(Australia '16)

Signed on Nov. 30, 2020.

YEAR	GP	MIN	FGM	FGA	FG%	FTM	FTA	FT%	OR	DR	TR	AST	PF-D	STL	BLK	PTS	PPG
2020-21	8	76	10	18	.556	10	11	.909	8	10	18	4	7-0	2	4	30	3.8

Three-point field goals: 0-2 (.000)

**SHAWN MARION**

Height: 6'7"

Weight: 228

Born: May 7, 1978

(UNLV '99)

Signed as a free agent on Sept. 9, 2014.

YEAR	GP	MINS	FGM	FGA	FG%	FTM	FTA	FT%	OR	DR	TR	AST	PF-D	STL	BS	PTS	PPG
2014-15	57	1101	119	267	.446	26	34	.765	64	138	202	51	58-0	27	27	276	4.8

Three-Point Field Goals: 12-46 (.261)

**PLAYOFFS**

YEAR	GP	MINS	FGM	FGA	FG%	FTM	FTA	FT%	OR	DR	TR	AST	PF-D	STL	BS	PTS	PPG
2014-15	6	25	1	6	.167	0	0	---	2	4	6	1	1-0	2	0	2	0.3

Three-Point Field Goals: 0-0 (---)

**LAURI MARKKANEN**

Height: 7-0"

Weight: 230

Born: May 22, 1997

(Arizona '17)

Acquired in a sign and trade agreement with the Chicago Bulls as part of a three-team trade on August 28, 2021.

YEAR	GP	MIN	FGM	FGA	FG%	FTM	FTA	FT%	OR	DR	TR	AST	PF-D	STL	BLK	PTS	PPG
2021-22	61	1878	313	703	.445	138	159	.868	59	286	345	81	130-3	45	30	900	14.8

Three-point field goals: 146-380 (.384)

**DONNY MARSHALL**

Height: 6'7"

Weight: 230

Born: July 17, 1972

(Connecticut '95)

*Drafted by Cleveland in second round, 1995 (39th pick). Signed to a 10-day contract on February 25, 2000 and to a second 10-day contract on March 3, 2000.*

YEAR	GP	MINS	FGM	FGA	FG%	FTM	FTA	FT%	OR	DR	TR	AST	PF-D	STL	BS	PTS	PPG
1995-96	34	208	24	68	.353	22	35	.629	9	17	26	7	26-0	8	2	77	2.3
1996-97	56	548	52	160	.325	38	54	.704	22	48	70	24	60-0	24	3	175	3.1
1999-2000	6	39	3	11	.273	5	6	.833	0	1	1	0	7-0	2	0	11	1.8
3 Years	96	795	79	239	.331	65	95	.684	31	66	97	31	106-1	34	5	263	2.7

Three-Point Field Goals: 1995-96, 7-30 (.233); 1996-97, 33-87 (.379); 1999-2000, 0-3 (.000) Total 40-120 (.333).

**PLAYOFFS**

YEAR	GP	MINS	FGM	FGA	FG%	FTM	FTA	FT%	OR	DR	TR	AST	PF-D	STL	BS	PTS	PPG
1996	1	1	0	0	—	0	0	—	0	0	0	0	0-0	0	0	0	0.0

**DONYELL MARSHALL**

Height: 6'9"

Weight: 230

Born: May 18, 1973

(Connecticut '94)

*Signed as a free agent on August 2, 2005.*

YEAR	GP	MINS	FGM	FGA	FG%	FTM	FTA	FT%	OR	DR	TR	AST	PF-D	STL	BS	PTS	PPG
2005-06	81	2077	265	671	.395	92	123	.748	105	387	492	60	160-0	59	41	750	9.3
2006-07	81	1360	209	493	.424	53	80	.663	86	237	323	46	130-0	39	43	566	7.0
2007-08	11	156	13	44	.295	7	9	.778	9	21	30	5	16-0	2	9	41	3.7
3 Years	173	3593	487	1208	.403	152	212	.717	200	645	845	111	306-0	100	93	1357	7.8

Three Point Field Goals: 2005-06, 128-395 (.324); 2006-07, 95-271 (.351); 2007-08, 8-23 (.348).

**PLAYOFFS**

YEAR	GP	MINS	FGM	FGA	FG%	FTM	FTA	FT%	OR	DR	TR	AST	PF-D	STL	BS	PTS	PPG
2006	13	345	45	104	.433	15	17	.882	24	49	73	8	24-0	7	9	123	9.5
2007	19	204	23	69	.333	7	11	.636	12	29	41	5	30-0	3	4	67	3.5
2 Years	32	549	68	173	.393	22	28	.786	36	78	114	13	54-0	10	13	190	5.9

Three Point Field Goals: 2006, 18-46 (.391); 2007, 14-45 (.311).

**JEREMIAH MARTIN**

Height: 6'3"

Weight: 185

Born: June 19, 1996

(Memphis '19)

*Signed to a Two-Way contract with the Cleveland Cavaliers on April 28, 2021.*

YEAR	GP	MIN	FGM	FGA	FG%	FTM	FTA	FT%	OR	DR	TR	AST	PF-D	STL	BLK	PTS	PPG
2020-21	9	75	9	33	.273	1	5	.200	2	5	7	4	1-0	5	2	22	2.4

Three-point field goals: 3-12 (.250)

**PATRICK McCAY**

Height: 6'7"

Weight: 185"

Born: October 25, 1995

(UNLV '16)

*Signed to a multi-year offer sheet on December 28, 2018.*

YEAR	GP	MIN	FGM	FGA	FG%	FTM	FTA	FT%	OR	DR	TR	AST	PF-D	STL	BLK	PTS	PPG
2018-19	3	53	2	9	.222	0	0	-	0	3	3	2	1-0	2	0	5	1.7

Three-point field goals: 1-4 (.250)

**JELANI McCOY**

Height: 6'10"

Weight: 245

Born: December 6, 1977

(UCLA '99)

*Signed as a free agent on October 2, 2003.*

YEAR	GP	MINS	FGM	FGA	FG%	FTM	FTA	FT%	OR	DR	TR	AST	PF-D	STL	BS	PTS	PPG
2003-04	2	12	0	0	.000	0	0	.000	1	3	4	0	4-0	0	0	0	0.0

Three-Point Field Goals: 2003-04, 0-0 (.000)

**SCOOTER McCRAY**

Height: 6'9"

Weight: 215

Born: February 8, 1960

(Louisville '83)

*Signed as a free agent, October 3, 1986.*

YEAR	GP	MINS	FGM	FGA	FG%	FTM	FTA	FT%	OR	DR	TR	AST	PF-D	STL	BLK	PTS	PPG
1986-87	24	279	30	65	.462	20	41	.488	19	39	58	23	28-0	9	4	80	3.3

**BEN McDONALD**

Height: 6'8"

Weight: 225

Born: July 20, 1962

(UC-Irvine '84)

*Drafted by Cleveland in third round, 1984 (50th pick); signed to a 10-day contract, March 4, 1986 and eventually signed for the remainder of the season.*

YEAR	GP	MINS	FGM	FGA	FG%	FTM	FTA	FT%	OR	DR	TR	AST	PF-D	STL	BLK	PTS	PPG
1985-86	21	266	28	58	.483	5	8	.625	15	23	38	9	30-0	7	1	61	2.9

Three-Point Field Goals: 0-1 (.000).

**JAVALE MCGEE**

Height: 7'0"

Weight: 270

Born: January 19, 1988

(Nevada '08)

Acquired along with a 2026 second round draft pick from the Los Angeles Lakers in exchange for forwards Alfonzo McKinnie and Jordan Bell on November 23, 2020.

YEAR	GP	MIN	FGM	FGA	FG%	FTM	FTA	FT%	OR	DR	TR	AST	PF-D	STL	BLK	PTS	PPG
2020-21	33	503	112	215	.521	36	55	.655	54	116	170	33	80-2	16	40	265	8.0
Three-point field goals: 5-20 (.250)																	

**JEFF McINNIS**

Height: 6'4"

Weight: 179

Born: October 22, 1974

(North Carolina '96)

Acquired along with Ruben Boumtje Boumtje from the Portland Trail Blazers on Jan. 21, 2004 in exchange for Darius Miles.

YEAR	GP	MINS	FGM	FGA	FG%	FTM	FTA	FT%	OR	DR	TR	AST	PF-D	STL	BS	PTS	PPG
2003-04	31	1096	138	331	.417	56	67	.836	17	65	82	234	69-2	36	4	363	11.7
2004-05	76	2651	377	915	.412	130	160	.813	32	125	157	391	177-1	56	1	975	12.8
2 Years	107	3747	515	1246	.413	186	227	.819	49	190	239	625	246-3	92	5	1338	12.5
Three-Point Field Goals: 2003-04, 31-80 (.388); 2004-05, 91-264 (.345); Totals, 122-344 (.355)																	

**ALFONZO McKINNIE**

Height: 6'8"

Weight: 215

Born: September 17, 1992

(Iowa '19)

Claimed off waivers by the Cleveland Cavaliers on October 21, 2019; Signed two 10-day contracts (Jan. 9 and Jan. 23, 2020) before signing to a multi-year contra on February 8, 2020.

YEAR	GP	MIN	FGM	FGA	FG%	FTM	FTA	FT%	OR	DR	TR	AST	PF-D	STL	BLK	PTS	PPG
2019-20	40	593	73	171	.427	22	31	.710	37	76	113	14	72-0	23	8	182	4.6

**McCOY McLEMORE**

Height: 6'7"

Weight: 230

Born: April 3, 1942

(Drake '64)

Selected from Detroit in expansion draft, May 11, 1970.

YEAR	GP	MINS	FGM	FGA	FG%	FTM	FTA	FT%	OR	DR	TR	AST	PF-D	STL	BS	PTS	PPG
1970-71	58	1839	254	654	.388	170	220	.773	—	—	463	176	169-1	—	—	678	11.7

**JORDAN McRAE**

Height: 6'6"

Weight: 185

Born: March 28, 1991

(Tennessee '14)

Signed as a free agent on Mar. 9, 2016

YEAR	GP	MINS	FGM	FGA	FG%	FTM	FTA	FT%	OR	DR	TR	AST	PF-D	STL	BS	PTS	PPG
2015-16	15	113	23	52	.442	9	13	.692	2	10	12	15	10-0	0	1	62	4.1
2016-17	37	384	58	150	.387	27	34	.794	6	35	41	19	31-0	8	6	161	4.4
2 Years	52	497	81	202	.401	36	47	.766	8	27	53	34	41-0	8	7	223	4.3
Three-Point Field Goals: 2015-16, 7-11 (.636); 2016-17, 18-51 (.353); Total, 25-62 (.403)																	

**PLAYOFFS**

YEAR	GP	MINS	FGM	FGA	FG%	FTM	FTA	FT%	OR	DR	TR	AST	PF-D	STL	BS	PTS	PPG
2015-16	2	4	5	5	1.00	0	0	-	0	2	2	0	0-0	0	0	9	4.5
Three-Point Field Goals: 1-1 (1.000)																	

**CHRIS MIHM**

Height: 7'0"

Weight: 265

Born: July 16, 1979

(Texas '01)

Acquired from the Chicago Bulls on June 28, 2000 in exchange for the draft rights to Jamal Crawford and cash considerations.

YEAR	GP	MINS	FGM	FGA	FG%	FTM	FTA	FT%	OR	DR	TR	AST	PF-D	STL	BS	PTS	PPG
2000-01	59	1166	173	391	.442	100	126	.794	106	174	280	16	156-2	20	53	446	7.6
2001-02	74	1659	221	526	.420	124	179	.693	133	259	392	24	260-7	18	89	569	7.7
2002-03	52	809	116	287	.404	76	105	.724	93	138	231	28	124-0	18	38	308	5.9
2003-04	22	391	59	127	.465	34	48	.708	47	93	140	10	58-1	9	22	152	6.9
4 Years	207	4025	569	1331	.427	334	458	.729	379	664	1043	78	598-9	65	202	1475	7.1
Three-Point Field Goals: 2000-01, 0-1 (.000); 2001-02, 3-7 (.429); 2002-03, 0-3 (.000); 2003-04, 0-0 (.000); Total 3-11 (.273).																	

**LARRY MIKAN**

Height: 6'7"

Weight: 215

Born: April 8, 1948

(Minnesota '70)

Signed as a free agent, November 12, 1970.

YEAR	GP	MINS	FGM	FGA	FG%	FTM	FTA	FT%	OR	DR	TR	AST	PF-D	STL	BS	PTS	PPG
1970-71	53	536	62	186	.333	34	55	.618	—	—	139	41	56-1	—	—	158	3.0

**C.J. MILES**

Height: 6'6"

Weight: 231

Born: March 18, 1987

(Skyline HS '12)

Signed as a free agent on August 8, 2012.

YEAR	GP	MINS	FGM	FGA	FG%	FTM	FTA	FT%	OR	DR	TR	AST	PF-D	STL	BS	PTS	PPG
2012-13	65	1364	255	614	.415	93	107	.869	24	150	174	63	138-1	49	17	729	11.2
2013-14	51	984	178	409	.435	64	75	.853	18	85	103	52	103-0	46	15	503	9.9
2 Years	116	2348	433	1023	.423	157	182	.863	42	235	277	115	241-1	95	32	1232	10.6
Three-Point Field Goals: 2012-13, 126-328 (.384); 2013-14, 83-211 (.393)																	

**DARIUS MILES**

Height: 6'9"

Weight: 210

Born: October 9, 1981

(East St. Louis H.S. '00)

*Acquired along with Harold Jamison from the Los Angeles Clippers on July 30, 2002, in exchange for Andre Miller and Bryant Stith.*

YEAR	GP	MINS	FGM	FGA	FG%	FTM	FTA	FT%	OR	DR	TR	AST	PF-D	STL	BS	PTS	PPG
2002-03	67	2008	263	642	.410	92	155	.594	113	250	363	176	159-3	67	69	618	9.2
2003-04	37	888	143	331	.432	39	72	.542	48	119	167	80	84-0	25	27	330	8.9
2 Years	104	2896	406	973	.417	131	227	.577	161	369	530	256	243-3	92	96	948	9.1

Three-Point Field Goals: 2002-03, 0-14 (.000); 2003-04, 5-30 (.166); Total 5-44 (.114)

**ANDRE MILLER**

Height: 6'2"

Weight: 200

Born: March 19, 1976

(Utah '99)

*Drafted by Cleveland in first round, 1999 (8th pick).*

YEAR	GP	MINS	FGM	FGA	FG%	FTM	FTA	FT%	OR	DR	TR	AST	PF-D	STL	BS	PTS	PPG
1999-2000	82	2093	339	755	.449	226	292	.774	85	195	280	476	194-1	84	17	914	11.1
2000-01	82	2848	452	999	.452	375	450	.833	94	266	360	657	229-0	119	28	1296	15.8
2001-02	81	3023	474	1045	.454	365	447	.817	108	271	379	882	228-1	126	34	1335	16.5
3 Years	245	7964	1265	2799	.452	966	1189	.812	287	732	1019	2015	651-2	329	79	3545	14.5

Three-Point Field Goals: 1999-2000, 10-49 (.204); 2000-01, 17-64 (.266); 2001-02, 22-87 (.253); Total 49-200 (.245).

**MIKE MILLER**

Height: 6'8"

Weight: 218

Born: February 19, 1980

(Florida '00)

*Signed as a free agent on Aug. 5, 2014.*

YEAR	GP	MINS	FGM	FGA	FG%	FTM	FTA	FT%	OR	DR	TR	AST	PF-D	STL	BS	PTS	PPG
2014-15	52	701	37	114	.325	3	4	.750	4	87	91	46	74-0	14	4	109	2.1

Three-Point Field Goals: 32-98 (.327)

**PLAYOFFS**

YEAR	GP	MINS	FGM	FGA	FG%	FTM	FTA	FT%	OR	DR	TR	AST	PF-D	STL	BS	PTS	PPG
2014-15	9	65	3	5	.600	0	0	---	0	10	10	0	6-0	1	1	9	1.0

Three-Point Field Goals: 3-5 (.600)

**CHRIS MILLS**

Height: 6'6"

Weight: 216

Born: January 25, 1970

(Arizona '93)

*Drafted by Cleveland in first round, 1993 (22nd pick).*

YEAR	GP	MINS	FGM	FGA	FG%	FTM	FTA	FT%	OR	DR	TR	AST	PF-D	STL	BS	PTS	PPG
1993-94	79	2022	284	677	.419	137	176	.778	134	267	401	128	232-3	54	50	743	9.4
1994-95	80	2814	359	855	.420	174	213	.817	99	267	366	154	242-2	59	35	986	12.3
1995-96	80	3060	454	971	.468	218	263	.829	112	331	443	188	241-1	73	52	1205	15.1
1996-97	80	3167	405	894	.453	176	209	.842	118	379	497	198	222-1	86	41	1072	13.4
4 Years	319	11063	1502	3397	.442	705	861	.819	463	1244	1707	668	937-7	272	178	4006	12.6

Three-Point Field Goals: 1993-94, 38-122 (.311); 1994-95, 94-240 (.392); 1995-96, 79-210 (.376); 1996-97, 86-220 (.391); Total 297-792 (.375).

**PLAYOFFS**

YEAR	GP	MINS	FGM	FGA	FG%	FTM	FTA	FT%	OR	DR	TR	AST	PF-D	STL	BS	PTS	PPG
1994	3	112	19	38	.500	9	11	.818	10	13	23	8	9-0	7	1	51	17.0
1995	4	139	20	37	.541	5	5	1.000	2	14	16	11	18-1	3	2	53	13.3
1996	3	105	11	33	.333	1	1	1.000	5	11	16	5	10-0	2	2	23	7.7
3 Years	10	356	50	108	.463	15	17	.882	17	38	55	24	37-1	12	5	127	12.7

Three-Point Field Goals: 1994, 4-5 (.800); 1995, 8-14 (.571); 1996, 0-5 (.000); Total 12-24 (.500).

**HAROLD MINER**

Height: 6'5"

Weight: 214

Born: May 5, 1971

(USC '93)

*Acquired on June 15, 1995 from the Miami Heat along with Miami's second round draft choice in 1995, in exchange for Cleveland's second round draft choice in 1995 and future considerations.*

YEAR	GP	MINS	FGM	FGA	FG%	FTM	FTA	FT%	OR	DR	TR	AST	PF-D	STL	BS	PTS	PPG
1995-96	19	136	23	52	.442	13	13	1.000	4	8	12	8	23-1	0	0	61	3.2

Three-Point Field Goals: 2-10 (.200).

**DIRK MINNIEFIELD**

Height: 6'3"

Weight: 180

Born: January 17, 1961

(Kentucky '83)

*Signed as a free agent, September 11, 1985.*

YEAR	GP	MINS	FGM	FGA	FG%	FTM	FTA	FT%	OR	DR	TR	AST	PF-D	STL	BS	PTS	PPG
1985-86	76	1131	167	347	.481	73	93	.785	43	88	131	269	165-1	65	1	417	5.5
1986-87	11	122	13	42	.310	1	4	.250	1	9	10	13	8-0	6	1	27	2.5
2 Years	87	1253	180	389	.463	74	97	.763	44	97	141	282	173-1	71	2	444	5.1

Three-Point Field Goals: 1985-86, 10-37 (.270); 1986-87, 0-5 (.000); Total 10-42 (.238).

**MIKE MITCHELL**

Height: 6'7"

Weight: 215

Born: January 1, 1956

(Auburn '78)

*Drafted by Cleveland in first round, 1978 (15th pick).*

YEAR	GP	MINS	FGM	FGA	FG%	FTM	FTA	FT%	OR	DR	TR	AST	PF-D	STL	BS	PTS	PPG
1978-79	80	1576	362	706	.513	131	178	.736	127	202	329	60	215-6	51	29	855	10.7
1979-80	82	2802	775	1482	.523	270	343	.787	206	385	591	93	259-4	70	77	1820	22.2
1980-81	82	3194	853	1791	.476	302	385	.784	215	287	502	139	199-0	63	52	2012	24.5
1981-82	27	973	229	504	.454	72	100	.720	71	70	141	39	77-0	27	15	530	19.6
4 Years	271	8545	2219	4483	.495	775	1006	.770	619	944	1563	331	750-10	211	173	5217	19.3

Three-Point Field Goals: 1979-80, 0-6 (.000); 1980-81, 4-9 (.444); Total 4-15 (.267).

**ALL-STAR GAME**

YEAR	GP	MINS	FGM	FGA	FG%	FTM	FTA	FT%	OR	DR	TR	AST	PF-D	STL	BS	PTS	PPG
1981	1	15	6	12	.500	2	2	1.000	4	0	4	2	2-0	1	0	14	14.0

**JEROME MOISO**

Height: 6'10"

Weight: 260

Born: June 15, 1978

(UCLA '00)

*Signed to consecutive 10-day contracts on Feb. 1, 2005 and Feb. 11, 2005.*

YEAR	GP	MINS	FGM	FGA	FG%	FTM	FTA	FT%	OR	DR	TR	AST	PF-D	STL	BS	PTS	PPG
2004-05	4	27	3	5	.600	0	0	-	1	6	7	1	4-0	1	2	6	1.5

Three-Point Field Goals: 0-0 (.000)

**PAUL MOKESKI**

Height: 7'0"

Weight: 270

Born: January 3, 1957

(Kansas '79)

*Traded by Detroit with Phil Hubbard and two 1982 draft choices for Kenny Carr and Bill Laimbeer, February 16, 1982. Signed as a free agent, September 26, 1989.*

YEAR	GP	MINS	FGM	FGA	FG%	FTM	FTA	FT%	OR	DR	TR	AST	PF-D	STL	BS	PTS	PPG
1981-82	28	345	35	82	.427	23	30	.767	24	62	86	11	141-0	20	17	93	3.3
1982-83	23	539	55	121	.455	16	26	.615	47	91	138	26	85-6	12	23	126	5.5
1989-90	38	449	63	150	.420	25	36	.694	27	72	99	17	76-0	8	10	151	4.0
3 Years	89	1333	153	353	.433	64	92	.696	98	225	323	54	302-6	40	50	370	4.2

Three-Point Field Goals: 1981-82, 0-2 (.000); 1989-90, 0-1 (.000); Total 0-3 (.000).

**PLAYOFFS**

YEAR	GP	MINS	FGM	FGA	FG%	FTM	FTA	FT%	OR	DR	TR	AST	PF-D	STL	BS	PTS	PPG
1990	3	10	1	2	.500	2	2	1.000	0	2	2	0	2-0	1	1	4	1.3

**JAMARIO MOON**

Height: 6'8"

Weight: 205

Born: June 13, 1980

(Meridian Comm. College '01)

*Signed as a free agent on July 24, 2009.*

YEAR	GP	MINS	FGM	FGA	FG%	FTM	FTA	FT%	OR	DR	TR	AST	PF-D	STL	BS	PTS	PPG
2009-10	61	1052	114	247	.462	36	45	.800	26	165	191	49	69-0	34	30	296	4.9
2010-11	40	764	76	189	.402	10	11	.909	14	104	118	45	39-0	25	27	189	4.7
2 Years	101	1816	190	436	.436	46	56	.821	40	269	309	94	109-0	59	57	485	4.8

Three-Point Field Goals: 2009-10, 32-100 (.320); 2010-11, 27-95 (.284); Total 59-195 (.303)

**PLAYOFFS**

YEAR	GP	MINS	FGM	FGA	FG%	FTM	FTA	FT%	OR	DR	TR	AST	PF-D	STL	BS	PTS	PPG
2010	11	113	14	24	.583	2	3	.667	2	14	16	5	9-0	4	5	38	3.5

Three-Point Field Goals: 2010, 8-16 (.500).

**MATT MOONEY**

Height: 6-3"

Weight: 200

Born: February 7, 1997

(Texas Tech '19)

*Signed to a Two-Way contract by Cleveland on January 15, 2020.*

YEAR	GP	MIN	FGM	FGA	FG%	FTM	FTA	FT%	OR	DR	TR	AST	PF-D	STL	BLK	PTS	PPG
2019-20	4	19	1	4	.250	0	0	-	0	3	3	1	1-0	2	1	2	0.5

Three-point field goals: 0-2 (.000)

**LOWES MOORE**

Height: 6'1"

Weight: 170

Born: May 5, 1957

(West Virginia '80)

*Signed as a free agent, April 10, 1982.*

YEAR	GP	MINS	FGM	FGA	FG%	FTM	FTA	FT%	OR	DR	TR	AST	PF-D	STL	BS	PTS	PPG
1981-82	4	70	19	38	.500	6	8	.750	1	3	4	15	15-1	6	1	45	11.3



**JOHN MORTON****Height: 6'3"****Weight: 180****Born: May 18, 1967****(Seton Hall '89)***Drafted by Cleveland in first round, 1989 (25th pick).*

YEAR	GP	MINS	FGM	FGA	FG%	FTM	FTA	FT%	OR	DR	TR	AST	PF-D	STL	BS	PTS	PPG
1989-90	37	402	48	161	.298	43	62	.694	7	25	32	67	30-0	18	4	146	3.9
1990-91	66	1207	120	274	.438	113	139	.813	41	62	103	243	112-1	61	18	357	5.4
1991-92	4	54	3	12	.250	8	9	.889	3	4	7	5	3-0	1	0	14	3.5
3 Years	107	1663	171	447	.383	164	210	.781	51	91	142	315	145-1	80	22	517	4.8

Three-Point Field Goals: 1989-90, 7-30 (.233); 1990-91, 4-12 (.333); 1991-92, 0-1 (.000); Total 11-43 (.256).

**PLAYOFFS**

YEAR	GP	MINS	FGM	FGA	FG%	FTM	FTA	FT%	OR	DR	TR	AST	PF-D	STL	BS	PTS	PPG
1989	2	9	2	5	.400	2	2	1.000	0	0	0	0	1-0	0	0	6	3.0

**TIMOFEY MOZGOV****Height: 7'1"****Weight: 275****Born: July 16, 1986****(Khimki Moscow '08)***Acquired along with a 2015 second round pick from the Denver Nuggets in exchange for two protected 2015 first round picks (via Oklahoma City and Memphis) on Jan. 7, 2015.*

YEAR	GP	MINS	FGM	FGA	FG%	FTM	FTA	FT%	OR	DR	TR	AST	PF-D	STL	BS	PTS	PPG
2014-15	46	1149	197	334	.590	92	130	.708	111	208	319	39	113-0	18	56	486	10.6
2015-16	76	1326	203	359	.565	68	95	.716	110	227	337	33	159-1	22	57	475	6.3
2 Years	122	2475	400	693	.577	160	225	.711	221	435	656	72	272-1	40	113	961	7.9

Three-Point Field Goals: 2014-15, 0-0 (—); 2015-16, 1-7 (.143)

**PLAYOFFS**

YEAR	GP	MINS	FGM	FGA	FG%	FTM	FTA	FT%	OR	DR	TR	AST	PF-D	STL	BS	PTS	PPG
2014-15	20	529	74	148	.500	64	81	.790	57	89	146	13	57-1	8	36	212	10.6
2015-16	13	76	6	15	.400	3	4	.750	5	16	21	2	16-0	3	3	15	1.2
2 Years	33	605	80	163	.491	67	85	.788	62	105	167	15	73-1	11	39	227	6.9

Three-Point Field Goals: 2014-15, 0-0 (—); 2015-16, 0-0 (—)

**RONALD "FLIP" MURRAY****Height: 6'3"****Weight: 197****Born: July 29, 1979****(Shaw University '02)***Acquired from Seattle in exchange for Mike Wilks and cash considerations on Feb. 23, 2006.*

YEAR	GP	MINS	FGM	FGA	FG%	FTM	FTA	FT%	OR	DR	TR	AST	PF-D	STL	BS	PTS	PPG
2005-06	28	1027	142	317	.448	73	104	.702	15	52	67	77	64-0	38	7	377	13.5

Three-Point Field Goals: 20-65 (.308).

**PLAYOFFS**

YEAR	GP	MINS	FGM	FGA	FG%	FTM	FTA	FT%	OR	DR	TR	AST	PF-D	STL	BS	PTS	PPG
2006	13	399	37	112	.330	26	32	.813	11	31	42	21	27-0	9	2	105	8.1

Three-Point Field Goals: 5-24 (.208).

**LAMOND MURRAY****Height: 6'7"****Weight: 236****Born: April 20, 1973****(California '95)***Traded by Los Angeles Clippers for Derek Anderson and Johnny Newman, August 4, 1999.*

YEAR	GP	MINS	FGM	FGA	FG%	FTM	FTA	FT%	OR	DR	TR	AST	PF-D	STL	BS	PTS	PPG
1999-2000	74	2365	460	1019	.451	204	268	.761	127	296	423	132	208-2	105	36	1175	15.9
2000-01	78	2225	391	925	.423	155	211	.735	104	236	340	124	173-0	83	27	998	12.8
2001-02	71	2312	430	986	.436	215	263	.817	81	291	372	157	148-1	70	43	1176	16.6
3 Years	223	6902	1281	2930	.437	574	742	.774	312	823	1135	413	529-3	258	106	3349	15.0

Three-Point Field Goals: 1999-2000, 51-139 (.367); 2000-01, 61-165 (.370); 2001-02, 101-238 (.424); Total 213-542 (.393).

**LEE NAILON****Height: 6'8"****Weight: 241****Born: February 22, 1975****(Texas Christian '99)***Signed to a 10-day contract on March 3, 2004 and to a second 10-day contract on March 13, 2004. Signed for the remainder of the season on March, 23, 2004.*

YEAR	GP	MINS	FGM	FGA	FG%	FTM	FTA	FT%	OR	DR	TR	AST	PF-D	STL	BS	PTS	PPG
2003-04	22	397	73	162	.451	24	30	.800	30	36	66	17	36-0	4	1	170	7.7

Three-Point Field Goals: 2003-04, 0-3 (.000).

## LARRY NANCE

Height: 6'10"

Weight: 235

Born: February 12, 1959

(Clemson '81)

Traded by Phoenix with Mike Sanders and Detroit's first round draft choice in 1988 in exchange for Mark West, Kevin Johnson, Tyrone Corbin, the Cavs first round draft choice in 1988 and two second round picks, February 25, 1988.

YEAR	GP	MINS	FGM	FGA	FG%	FTM	FTA	FT%	OR	DR	TR	AST	PF-D	STL	BS	PTS	PPG
1987-88	27	906	160	304	.526	117	141	.830	74	139	213	84	90-3	18	63	437	16.2
1988-89	73	2526	496	920	.539	267	334	.799	156	425	581	159	186-0	57	206	1259	17.2
1989-90	62	2065	412	807	.511	186	239	.778	162	354	516	161	185-3	54	122	1011	16.3
1990-91	80	2927	635	1211	.524	265	330	.803	201	485	686	237	219-3	66	200	1537	19.2
1991-92	81	2880	556	1032	.539	263	320	.822	213	457	670	232	200-2	80	243	1375	17.0
1992-93	77	2753	533	971	.549	202	247	.818	184	484	668	223	223-3	54	198	1268	16.5
1993-94	33	909	153	314	.487	64	85	.753	77	150	227	49	96-1	27	55	370	11.2
7 Years	433	14966	2945	5559	.530	1364	1696	.804	1067	2494	3561	1145	1199-15	356	1087	7257	16.8
Three-Point Field Goals: 1987-88, 0-1 (.000); 1988-89, 0-4 (.000); 1989-90, 1-1 (1.000); 1990-91, 2-8 (.250); 1991-92, 0-6 (.000); 1992-93, 0-4 (.000); Total 3-24 (.125).																	

### PLAYOFFS

YEAR	GP	MINS	FGM	FGA	FG%	FTM	FTA	FT%	OR	DR	TR	AST	PF-D	STL	BS	PTS	PPG
1988	5	200	34	64	.531	16	18	.889	10	26	36	18	13-0	2	11	84	16.8
1989	5	195	38	69	.551	21	32	.656	16	23	39	16	12-0	3	12	97	19.4
1990	5	159	26	45	.578	9	12	.750	4	20	24	12	20-0	3	10	61	12.2
1992	17	681	124	251	.494	58	70	.829	45	112	157	43	56-1	14	46	306	18.0
1993	9	329	61	108	.565	23	30	.767	35	39	74	21	33-1	8	14	145	16.1
5 Years	41	1564	283	537	.527	127	162	.784	110	220	330	110	134-2	30	93	693	16.9
Three-Point Field Goals: 1992, 0-1 (.000).																	

### ALL-STAR GAME

YEAR	GP	MINS	FGM	FGA	FG%	FTM	FTA	FT%	OR	DR	TR	AST	PF-D	STL	BS	PTS	PPG
1989	1	17	5	9	.556	0	0	—	3	3	6	1	1-0	1	1	10	10.0
1993	1	12	3	4	.750	1	2	.500	1	2	3	1	3-0	1	1	7	7.0
2 Years	2	29	8	13	.615	1	2	.500	4	5	9	2	4-0	2	2	17	8.5

## LARRY NANCE JR.

Height: 6'7"

Weight: 230

Born: January 1, 1993

(Wyoming '15)

Acquired from the Los Angeles Lakers along with guard Jordan Clarkson in exchange for guard Isaiah Thomas, forward Channing Frye and Cleveland's own 2018 protected first round pick (protected 1-3) on February 8, 2018.

YEAR	GP	MIN	FGM	FGA	FG%	FTM	FTA	FT%	OR	DR	TR	AST	PF-D	STL	BLK	PTS	PPG
2017-18	24	499	88	160	.550	36	50	.720	53	115	168	25	59-0	29	18	213	8.9
2018-19	67	1795	249	479	.520	96	134	.733	168	384	552	214	192-2	100	40	627	9.4
2019-20	56	1472	229	431	.531	50	74	.762	106	303	409	123	91-0	56	22	564	10.1
2020-21	35	1091	128	272	.471	30	49	.556	54	181	235	107	72-0	61	17	327	9.3
4 Years	182	4857	694	1342	.517	212	307	.691	381	983	1364	469	414-2	246	97	1731	9.5
Three-point field goals: 2017-18, 1-8 (.125); 2018-19, 33-98 (.337); 2019-20, 56-159 (.352); 2020-21, 41-114 (.360); Total, 131-379 (.346)																	

### PLAYOFFS

YEAR	GP	MIN	FGM	FGA	FG%	FTM	FTA	FT%	OR	DR	TR	AST	PF	STL	BLK	PTS	PPG
2017-18	20	307	41	60	.683	14	31	.452	35	55	90	18	35	16	14	96	4.8
Three-point field goals: 0-1 (.000)																	

## IRA NEWBLE

Height: 6'7

Weight: 220

Born: January 20, 1975

(Miami '97)

Signed as a free agent on July 22, 2003.

YEAR	GP	MINS	FGM	FGA	FG%	FTM	FTA	FT%	OR	DR	TR	AST	PF-D	STL	BS	PTS	PPG
2003-04	64	1245	108	276	.391	36	46	.783	65	90	155	72	109-1	25	19	254	4.0
2004-05	74	1832	182	424	.429	55	69	.797	78	142	220	91	144-1	50	18	438	5.9
2005-06	36	353	17	57	.298	11	16	.688	21	35	56	9	47-0	5	10	48	1.3
2006-07	15	129	16	37	.432	6	10	.600	13	17	30	2	17-0	6	0	46	3.1
2007-08	41	650	71	158	.449	20	26	.769	41	73	114	14	64-0	27	7	177	4.3
5 Years	230	4209	394	952	.414	128	167	.766	218	357	575	188	381-2	113	54	963	4.2
Three Point Field Goals: 2003-04, 2-19 (.105); 2004-05, 19-53 (.358); 2005-06, 3-13 (.231); 2006-07, 8-15 (.533); 2007-08, 15-45 (.333).																	

### PLAYOFFS

YEAR	GP	MINS	FGM	FGA	FG%	FTM	FTA	FT%	OR	DR	TR	AST	PF-D	STL	BS	PTS	PPG
2006	5	11	3	3	1.000	0	0	.000	1	1	2	0	1-0	1	0	7	1.4
2007	6	10	0	2	.000	0	0	.000	0	1	1	1	3-0	0	0	0	0.0
2 Years	11	21	3	5	.600	0	0	.000	1	2	3	1	4-0	1	0	7	0.6
Three Point Field Goals: 2006, 1-1 (1.000); 2007, 0-2 (.000).																	

## JOHNNY NEWMAN

Height: 6'7"

Weight: 210

Born: November 28, 1963

(Richmond '86)

*Drafted by Cleveland in second round, 1986 (29th pick). Signed as a free agent, January 24, 1999.*

YEAR	GP	MINS	FGM	FGA	FG%	FTM	FTA	FT%	OR	DR	TR	AST	PF-D	STL	BS	PTS	PPG
1986-87	59	630	113	275	.411	66	76	.868	36	34	70	27	67-0	20	7	293	5.0
1998-99	50	949	106	251	.422	68	84	.810	15	60	75	41	126-2	28	12	303	6.1
2 Years	109	1579	219	526	.416	134	160	.838	51	94	145	68	193-2	48	19	596	5.5

Three-Point Field Goals: 1986-87, 1-22 (.045); 1998-99, 23-61 (.377); Total 24-83 (.289).

## MALIK NEWMAN

Height: 6'3"

Weight: 190

Born: February 21, 1997

(Kansas '18)

*Signed to a 10-day contract on December 29 via the NBA's hardship exception.*

YEAR	GP	MIN	FGM	FGA	FG%	FTM	FTA	FT%	OR	DR	TR	AST	PF-D	STL	BLK	PTS	PPG
2019-20	1	4	0	2	.000	2	2	1.000	0	0	0	0	0-0	0	0	2	2.0
2021-22	1	8	3	5	.600	2	2	1.000	0	1	1	1	0-0	0	0	8	8.0
2 Years	2	12	3	7	.429	4	4	1.000	0	1	1	1	0-0	0	0	10	5.0

Three-point field goals: 2019-20, 0-1 (.000); 2021-22, 0-1 (.000)

## DEMETRIS NICHOLS

Height: 6'8"

Weight: 216

Born: September 4, 1984

(Syracuse '07)

*Signed as a free agent on October 29, 2007.*

YEAR	GP	MINS	FGM	FGA	FG%	FTM	FTA	FT%	OR	DR	TR	AST	PF-D	STL	BS	PTS	PPG
2007-08	3	14	1	8	.125	0	0	---	0	1	1	0	0-0	0	0	2	0.7

Three Point Field Goals: 2007-08, 0-3 (.000).

## CARL NICKS

Height: 6'3"

Weight: 185

Born: October 6, 1958

(Indiana State '80)

*Signed as a free agent, March 30, 1983.*

YEAR	GP	MINS	FGM	FGA	FG%	FTM	FTA	FT%	OR	DR	TR	AST	PF-D	STL	BS	PTS	PPG
1982-83	9	148	26	59	.441	11	17	.647	8	18	26	11	17-0	6	0	63	7.0

Three-Point Field Goals: 0-1 (.000).

## DAVID NWABA

Height: 6'2"

Weight: 219"

Born: January 14, 1993

(Cal Poly '16)

*Signed as a free agent on September 8, 2018.*

YEAR	GP	MIN	FGM	FGA	FG%	FTM	FTA	FT%	OR	DR	TR	AST	PF-D	STL	BLK	PTS	PPG
2018-19	51	984	126	262	.481	58	85	.682	41	122	164	54	106-1	36	17	334	6.5

Three-point field goals: 24-75 (.320)

## JIMMY OLIVER

Height: 6'6"

Weight: 208

Born: July 12, 1969

(Purdue '91)

*Drafted by Cleveland in second round, 1991 (39th pick).*

YEAR	GP	MINS	FGM	FGA	FG%	FTM	FTA	FT%	OR	DR	TR	AST	PF-D	STL	BS	PTS	PPG
1991-92	27	252	39	98	.398	17	22	.773	9	18	27	20	22-0	9	2	96	3.6

Three-Point Field Goals: 1-9 (.111).

## KEVIN OLLIE

Height: 6'2"

Weight: 195

Born: December 27, 1972

(Connecticut '95)

*Signed as a free agent, July 17, 2003.*

YEAR	GP	MINS	FGM	FGA	FG%	FTM	FTA	FT%	OR	DR	TR	AST	PF-D	STL	BS	PTS	PPG
2003-04	82	1401	95	257	.370	147	176	.835	23	147	170	234	119-0	51	8	341	4.2

Three-Point Field Goals: 2003-04, 4-9 (.444).

## SHAQUILLE O'NEAL

Height: 7'1"

Weight: 325

Born: March 6, 1972

(LSU '92)

*Acquired in a trade from the Phoenix Suns on June 25, 2009. In exchange, the Cavaliers sent Ben Wallace, Sasha Pavlovic, the team's second round pick in the 2010 NBA Draft and cash considerations to the Suns.*

YEAR	GP	MINS	FGM	FGA	FG%	FTM	FTA	FT%	OR	DR	TR	AST	PF-D	STL	BS	PTS	PPG
2009-10	53	1240	262	463	.566	112	226	.496	93	262	355	80	169-0	15	62	636	12.0

Three-Point Field Goals: 2009-10 0-1 (.000).

## PLAYOFFS

YEAR	GP	MINS	FGM	FGA	FG%	FTM	FTA	FT%	OR	DR	TR	AST	PF-D	STL	BS	PTS	PPG
2010	11	244	48	93	.516	31	47	.660	21	40	61	15	41-0	2	13	127	11.5

**ARINZE ONUAKU**

Height: 6'9"

Weight: 275

Born: July 13, 1987

(Syracuse '10)

Signed to a 10-day contract on February 22, 2014. Signed to a second 10-day contract on March 4, 2014.

YEAR	GP	MINS	FGM	FGA	FG%	FTM	FTA	FT%	OR	DR	TR	AST	PF-D	STL	BS	PTS	PPG
2013-14	2	5	0	1	.000	0	0	.000	0	1	1	0	0-0	0	0	0	0.0

**GERALD PADDIO**

Height: 6'7"

Weight: 205

Born: April 21, 1965

(UNLV '88)

Signed as a free agent, October 4, 1990.

YEAR	GP	MINS	FGM	FGA	FG%	FTM	FTA	FT%	OR	DR	TR	AST	PF-D	STL	BS	PTS	PPG
1990-91	70	1181	212	506	.419	74	93	.796	38	80	118	90	71-0	20	6	504	7.2

Three-Point Field Goals: 6-24 (.250).

**MILT PALACIO**

Height: 6'3"

Weight: 195

Born: February 7, 1978

(Colorado State '99)

Acquired from the Phoenix Suns on September 17, 2002, in exchange for a future second-round pick.

YEAR	GP	MINS	FGM	FGA	FG%	FTM	FTA	FT%	OR	DR	TR	AST	PF-D	STL	BS	PTS	PPG
2002-03	80	1976	162	388	.418	65	87	.747	48	187	235	259	168-2	68	16	397	5.0

Three-Point Field Goals: 8-37 (.216).

**KEVIN PANGOS**

Height: 6-2"

Weight: 182

Born: January 26, 1993

(Gonzaga '15)

Signed on Sept. 17, 2021.

YEAR	GP	MIN	FGM	FGA	FG%	FTM	FTA	FT%	OR	DR	TR	AST	PF-D	STL	BLK	PTS	PPG
2021-22	24	166	15	46	.326	3	4	.750	2	9	11	30	11-0	3	0	39	1.6

Three-point field goals: 6-26 (.231)

**JEREMY PARGO**

Height: 6'2"

Weight: 219

Born: March 17, 1986

(Gonzaga '09)

Acquired from Memphis Grizzlies on July 25, 2012 in exchange for guard/forward D.J. Kennedy, a 2014 second round pick and cash considerations.

YEAR	GP	MINS	FGM	FGA	FG%	FTM	FTA	FT%	OR	DR	TR	AST	PF-D	STL	BS	PTS	PPG
2012-13	25	450	75	187	.401	28	41	.683.000	7	25	32	64	32-0	12	2	196	7.8

Three-Point Field Goals: 2012-13, 18-57 (.316); Total 18-57 (.316).

**ANTHONY PARKER**

Height: 6'6"

Weight: 210

Born: June 19, 1975

(Bradley '97)

Signed as a free agent on July 13, 2009.

YEAR	GP	MINS	FGM	FGA	FG%	FTM	FTA	FT%	OR	DR	TR	AST	PF-D	STL	BS	PTS	PPG
2009-2010	81	2285	206	475	.434	75	95	.789	30	201	231	157	151-0	63	18	595	7.3
2010-2011	72	2090	220	552	.399	74	95	.779	33	185	218	218	109-0	67	10	600	8.3
2011-2012	51	1277	141	326	.433	35	56	.625	10	128	138	120	65-0	38	7	367	7.2

3 Years 204 5652 567 1353 .419 184 246 .748 73 514 587 495 325-0 168 35 1562 7.7

Three-Point Field Goals: 2009-10, 108-261 (.414); 2010-11, 86-227 (.379); 2011-12, 50-138 (.362); Total 244-626 (.390).

**PLAYOFFS**

YEAR	GP	MINS	FGM	FGA	FG%	FTM	FTA	FT%	OR	DR	TR	AST	PF-D	STL	BS	PTS	PPG
2010	11	331	30	64	.469	11	15	.733	1	25	26	14	16-0	9	3	91	8.3

Three-Point Field Goals: 2010, 10-44 (.455).

**SMUSH PARKER**

Height: 6'4"

Weight: 180

Born: June 1, 1981

(Fordham '04)

Signed as a free agent by Cleveland on September 25, 2002.

YEAR	GP	MINS	FGM	FGA	FG%	FTM	FTA	FT%	OR	DR	TR	AST	PF-D	STL	BS	PTS	PPG
2002-03	66	1103	136	338	.402	98	118	.831	29	90	119	162	106-1	48	12	408	6.2

Three-Point Field Goals: 38-118 (.322).

**STEVE PATTERSON**

Height: 6'9"

Weight: 225

Born: June 24, 1948

(UCLA '71)

Drafted by Cleveland in second round, 1971 (18th pick).

YEAR	GP	MINS	FGM	FGA	FG%	FTM	FTA	FT%	OR	DR	TR	AST	PF-D	STL	BS	PTS	PPG
1971-72	65	775	94	263	.357	23	46	.500	—	—	228	54	80-0	—	—	211	3.2
1972-73	62	710	71	198	.359	34	65	.523	—	—	228	51	79-1	—	—	176	2.8

1973-74 76 1910 262 599 .437 69 112 .616 223 396 619 165 193-3 48 58 593 7.8

1974-75 81 1269 161 387 .416 48 73 .658 112 217 329 93 128-1 21 20 370 4.6

1975-76 14 136 15 38 .395 8 10 .800 7 21 28 9 11-0 3 5 38 2.7

5 Years 298 4800 603 1485 .406 182 306 .595 342 634 1432 372 491-5 72 83 1388 4.7

**SASHA PAVLOVIC**

Height: 6'7"

Weight: 235

Born: November 15, 1983

(Serbia '03)

Acquired on June 23, 2004 from the Charlotte Bobcats in exchange for the future first-round draft pick.

YEAR	GP	MIN	FGM	FGA	FG%	FTM	FTA	FT%	OR	DR	TR	AST	PF-D	STL	BS	PTS	PPG
2004-05	65	862	120	276	.435	44	64	.688	15	56	71	49	121-0	29	4	314	4.8
2005-06	53	813	87	212	.410	32	49	.653	16	64	80	25	103-0	19	6	241	4.5
2006-07	67	1533	222	490	.453	100	127	.787	23	135	158	105	145-2	55	17	604	9.0
2007-08	51	1190	146	403	.362	53	77	.688	35	93	128	82	117-2	29	6	379	7.4
2008-09	66	1050	116	275	.422	25	54	.463	31	96	127	72	122-4	22	16	305	4.6

5 Years 302 5448 691 1656 .417 254 371 .685 120 444 564 333 608-8 154 49 1843 6.1

Three Point Field Goals: 2004-05, 30-78 (.385); 2005-06, 35-96 (.365); 2006-07, 60-148 (.405); 2007-08, 34-114 (.298); 2008-09, 48-117 (.410);

Total 207-553 (.374).

**PLAYOFFS**

YEAR	GP	MIN	FGM	FGA	FG%	FTM	FTA	FT%	OR	DR	TR	AST	PF-D	STL	BS	PTS	PPG
2006	3	4	0	2	.000	0	0	.000	0	1	1	0	0-0	0	0	0	0.0
2007	20	618	72	189	.381	19	36	.528	13	38	51	32	64-0	19	5	183	9.2
2008	8	110	10	26	.385	4	6	.667	6	4	10	1	17-0	2	0	28	3.5
2009	11	91	10	20	.500	1	3	.333	1	14	15	4	9-0	4	0	23	2.1

4 Years 42 823 92 237 .388 24 45 .533 20 57 77 37 90-0 25 5 234 5.6

Three Point Field Goals: 2006, 0-1 (.000); 2007, 20-58 (.345); 2008, 4-9 (.444); 2009, 2-8 (.250); Total 26-76 (.342).

**CAMERON PAYNE**

Height: 6'3"

Weight: 190"

Born: August 8, 1994

(Murray State '15)

Signed to a 10-day contract on January 6, 2019.

YEAR	GP	MIN	FGM	FGA	FG%	FTM	FTA	FT%	OR	DR	TR	AST	PF-D	STL	BLK	PTS	PPG
2018-19	9	176	27	55	.491	11	16	.688	3	16	19	23	15-0	8	3	74	8.2

Three-point field goals: 9-25 (.360)

**KENDRICK PERKINS**

Height: 6'10"

Weight: 270

Born: November 10, 1984

(Clifton J. Ozen HS '03)

Signed as a free agent on Feb. 24, 2015; Signed as a free agent on April 11, 2018.

YEAR	GP	MIN	FGM	FGA	FG%	FTM	FTA	FT%	OR	DR	TR	AST	PF-D	STL	BS	PTS	PPG
2014-15	17	167	20	41	.488	4	8	.500	11	30	41	8	27-0	2	4	44	2.6
2017-18	1	15	1	2	.500	1	2	.500	0	1	1	2	1-0	1	0	3	3.0
2 Years	18	182	21	43	.488	5	10	.500	11	31	42	10	28-0	3	4	47	2.6

Three-Point Field Goals: 0-0 (---)

**PLAYOFFS**

YEAR	GP	MIN	FGM	FGA	FG%	FTM	FTA	FT%	OR	DR	TR	AST	PF-D	STL	BS	PTS	PPG
2014-15	8	33	2	8	.250	6	10	.600	2	7	9	0	6-0	0	3	10	1.3

Three-Point Field Goals: 0-0 (---)

**LONDON PERRANTES**

Height: 6'2"

Weight: 190

Born: October 3, 1994

(Virginia '17)

Signed a Two-Way Contract on October 18, 2017.

YEAR	GP	MIN	FGM	FGA	FG%	FTM	FTA	FT%	OR	DR	TR	AST	PF-D	STL	BS	PTS	PPG
2017-18	14	66	2	13	.154	3	5	.600	1	3	4	5	36-678	2	1	7	0.5

Three-Point Field Goals: 0-3 (.000)

**WESLEY PERSON**

Height: 6'6"

Weight: 200

Born: March 28, 1971

(Auburn '94)

Acquired along with Tony Dumas from Phoenix in a three-way trade, which also involved Denver on October 1, 1997. In exchange, the Cavs traded a future first round draft pick, while the Nuggets received two first round draft choices and two second round picks from the Suns. Phoenix acquired Antonio McDyess from Denver to complete the transaction.

YEAR	GP	MIN	FGM	FGA	FG%	FTM	FTA	FT%	OR	DR	TR	AST	PF-D	STL	BS	PTS	PPG
1997-98	82	3198	440	957	.460	132	170	.776	65	298	363	188	108-0	129	49	1204	14.7
1998-99	45	1342	198	437	.453	32	53	.604	19	123	142	80	52-0	37	16	503	11.2
1999-2000	79	2056	280	654	.428	61	77	.792	44	223	267	146	119-1	40	19	727	9.2
2000-01	44	958	128	292	.438	24	30	.800	11	119	130	63	62-1	27	11	314	7.1
2001-02	78	2793	467	944	.495	99	124	.798	50	244	294	173	93-0	77	37	1176	15.1

5 Years 328 10347 1513 3284 .461 348 454 .767 189 1007 1196 650 434-2 310 132 3924 12.0

Three-Point Field Goals: 1997-98, 192-447 (.430); 1998-99, 75-200 (.375); 1999-2000, 106-250 (.424); 2000-01, 34-84 (.405); 2001-02, 143-322 (.444);

Total 550-1303 (.422).

**PLAYOFFS**

YEAR	GP	MIN	FGM	FGA	FG%	FTM	FTA	FT%	OR	DR	TR	AST	PF-D	STL	BS	PTS	PPG
1998	4	136	11	29	.379	3	4	.750	2	7	9	10	5-0	3	0	32	8.0

Three-Point Field Goals: 1998, 7-19 (.368).

**ROGER PHEGLEY**

Height: 6'6"

Weight: 205

Born: October 16, 1956

(Bradley '78)

Traded by New Jersey for Clarence Walker, September 24, 1980.

YEAR	GP	MINS	FGM	FGA	FG%	FTM	FTA	FT%	OR	DR	TR	AST	PF-D	STL	BS	PTS	PPG
1980-81	82	2269	474	965	.491	224	267	.839	90	156	246	184	262-7	65	15	1180	14.4
1981-82	27	566	104	214	.486	36	45	.800	28	43	71	53	61-0	16	2	248	9.2
2 Years	109	2835	578	1179	.490	260	312	.833	118	199	317	237	323-7	81	17	1428	13.1

Three-Point Field Goals: 1980-81, 8-28 (.286); 1981-82, 4-13 (.308); Total 12-41 (.293).

**BOBBY PHILLS**

Height: 6'5"

Weight: 220

Born: December 20, 1969

(Southern '91)

Signed as a free agent, March 19, 1992.

YEAR	GP	MINS	FGM	FGA	FG%	FTM	FTA	FT%	OR	DR	TR	AST	PF-D	STL	BS	PTS	PPG
1991-92	10	65	12	28	.429	7	11	.636	4	4	8	4	3-0	3	1	31	3.1
1992-93	31	139	38	82	.463	15	25	.600	6	11	17	10	19-0	10	2	93	3.0
1993-94	72	1531	242	514	.471	113	157	.720	71	141	212	133	135-1	67	12	598	8.3
1994-95	80	2500	338	816	.414	183	235	.779	90	175	265	180	206-0	115	25	878	11.0
1995-96	72	2530	386	826	.467	186	240	.775	62	199	261	271	192-3	102	27	1051	14.6
1996-97	69	2375	328	766	.428	125	174	.718	63	182	245	233	174-1	113	21	866	12.6
6 Years	334	9140	1344	3032	.443	629	842	.747	296	712	1008	831	729-5	410	88	3517	10.5

Three-Point Field Goals: 1991-92, 0-2 (.000); 1992-93, 2-5 (.400); 1993-94, 1-12 (.083); 1994-95, 19-55 (.345); 1995-96, 93-211 (.441); 1996-97, 85-216 (.394); Total 200-501 (.399).

**PLAYOFFS**

YEAR	GP	MINS	FGM	FGA	FG%	FTM	FTA	FT%	OR	DR	TR	AST	PF-D	STL	BS	PTS	PPG
1992	5	12	4	9	.444	3	4	.750	2	4	6	5	1-0	1	0	11	2.2
1993	2	9	1	3	.333	2	2	1.000	0	0	0	0	0-0	0	0	4	2.0
1994	3	68	9	24	.375	1	2	.500	5	9	14	7	11-0	2	0	20	6.7
1995	4	146	19	43	.442	15	20	.750	3	9	12	6	8-0	9	0	57	14.3
1996	3	96	13	35	.371	1	4	.250	5	9	14	6	4-0	2	1	29	9.7
5 Years	17	331	46	114	.404	22	32	.688	15	31	46	24	24-0	14	1	121	7.1

Three-Point Field Goals: 1992, 0-1 (.000); 1994, 1-1 (1.000); 1995, 4-7 (.571); 1996, 2-10 (.200); Total 7-19 (.368).

**SCOT POLLARD**

Height: 6'11"

Weight: 278

Born: February 12, 1975

(Kanas '97)

Signed as a free agent by the Cavaliers on August 18, 2006.

YEAR	GP	MINS	FGM	FGA	FG%	FTM	FTA	FT%	OR	DR	TR	AST	PF-D	STL	BS	PTS	PPG
2006-07	24	109	11	26	.423	2	4	.500	15	16	31	3	27-0	4	1	24	1.0

**PLAYOFFS**

YEAR	GP	MINS	FGM	FGA	FG%	FTM	FTA	FT%	OR	DR	TR	AST	PF-D	STL	BS	PTS	PPG
2007	3	3	0	0	—	0	0	—	0	0	0	0	1-0	0	0	0	0.0

**BEN POQUETTE**

Height: 6'9"

Weight: 235

Born: May 7, 1955

(Central Michigan '77)

Traded by Utah for cash, October 14, 1983.

YEAR	GP	MINS	FGM	FGA	FG%	FTM	FTA	FT%	OR	DR	TR	AST	PF-D	STL	BS	PTS	PPG
1983-84	51	858	75	171	.439	34	43	.791	57	125	182	49	114-0	20	33	185	3.6
1984-85	79	1656	210	457	.460	109	137	.796	148	325	473	79	220-3	47	58	532	6.7
1985-86	81	1496	166	348	.477	72	100	.720	121	252	373	78	187-2	33	32	406	5.0
1986-87	37	437	41	82	.500	31	39	.795	20	57	77	28	51-1	6	22	113	3.1
4 Years	248	4447	492	1058	.465	246	319	.771	346	759	1105	234	572-7	106	145	1236	5.0

Three-Point Field Goals: 1983-84, 1-5 (.200); 1984-85, 3-17 (.176); 1985-86, 2-10 (.200); 1986-87, 0-3 (.000); Total 6-35 (.171).

**PLAYOFFS**

YEAR	GP	MINS	FGM	FGA	FG%	FTM	FTA	FT%	OR	DR	TR	AST	PF-D	STL	BS	PTS	PPG
1985	4	91	13	21	.619	4	5	.800	4	10	14	1	16-2	2	6	30	7.5

**VITALY POTAPENKO**

Height: 6'10"

Weight: 285

Born: March 21, 1975

(Wright State '97)

Drafted by Cleveland in first round, 1996 (12th pick).

YEAR	GP	MINS	FGM	FGA	FG%	FTM	FTA	FT%	OR	DR	TR	AST	PF-D	STL	BS	PTS	PPG
1996-97	80	1238	186	423	.440	92	125	.736	105	112	217	40	216-3	17	34	465	5.8
1997-98	80	1412	234	488	.480	102	144	.708	110	203	313	57	198-2	27	28	570	7.1
1998-99	17	467	55	126	.437	33	49	.673	23	71	94	16	53-2	11	16	143	8.4
3 Years	177	3117	475	1037	.458	227	318	.714	238	386	624	113	467-7	55	78	1178	6.7

Three-Point Field Goals: 1996-97, 1-2 (.500); 1997-98, 0-1 (.000); 1998-99, 0-1 (.000); Total 1-4 (.250).

**PLAYOFFS**

YEAR	GP	MINS	FGM	FGA	FG%	FTM	FTA	FT%	OR	DR	TR	AST	PF-D	STL	BS	PTS	PPG
1998	4	70	6	15	.400	5	10	.500	3	8	11	3	8-0	2	0	17	4.3

**LEON POWE****Height: 6'8"****Weight: 240****Born: January 22, 1984****(California '06)***Signed as a free agent on August 12, 2009.*

YEAR	GP	MINS	FGM	FGA	FG%	FTM	FTA	FT%	OR	DR	TR	AST	PF-D	STL	BS	PTS	PPG
2009-10	20	236	21	49	.429	37	63	.587	19	42	61	0	36-0	6	2	79	4.0
2010-11	14	187	29	59	.492	12	26	.462	16	22	38	2	20-0	7	3	70	5.0
2 Years	34	423	50	108	.463	49	89	.551	35	64	99	2	56-0	13	5	149	4.4

Three-Point Field Goals: 2009-10, 0-0; 2010-11, 0-0; Total 0-0.

**PLAYOFFS**

YEAR	GP	MINS	FGM	FGA	FG%	FTM	FTA	FT%	OR	DR	TR	AST	PF-D	STL	BS	PTS	PPG
2010	3	9	1	4	.250	3	4	.750	1	1	2	0	3-0	0	0	5	1.7

Three-Point Field Goals: 2010, 0-0.

**A.J. PRICE****Height: 6'2"****Weight: 195****Born: October 7, 1986****(Connecticut '09)***Received by waiver claim (waived by Indiana) on Nov. 30, 2014.*

YEAR	GP	MINS	FGM	FGA	FG%	FTM	FTA	FT%	OR	DR	TR	AST	PF-D	STL	BS	PTS	PPG
2013-14	11	87	9	34	.265	4	6	.667	4	11	15	13	1-0	3	0	22	2.0

Three-Point Field Goals: 0-11 (.000)

**MARK PRICE****Height: 6'0"****Weight: 180****Born: February 15, 1964****(Georgia Tech '86)***Acquired from Dallas on June 17, 1986 in exchange for the Cavs' second round choice in 1989 and other considerations.*

YEAR	GP	MINS	FGM	FGA	FG%	FTM	FTA	FT%	OR	DR	TR	AST	PF-D	STL	BS	PTS	PPG
1986-87	67	1217	173	424	.408	95	114	.833	33	84	117	202	75-1	43	4	464	6.9
1987-88	80	2626	493	974	.506	221	252	.877	54	126	180	480	119-1	99	12	1279	16.0
1988-89	75	2728	529	1006	.526	263	292	.901	48	178	226	631	98-0	115	7	1414	18.9
1989-90	73	2706	489	1066	.459	300	338	.888	66	185	251	666	89-0	114	5	1430	19.6
1990-91	16	571	97	195	.497	59	62	.952	8	37	45	166	23-0	42	2	271	16.9
1991-92	72	2138	438	897	.488	270	285	.947	38	135	173	535	113-0	94	12	1247	17.3
1992-93	75	2380	477	986	.484	289	305	.948	37	164	201	602	105-0	89	11	1365	18.2
1993-94	76	2386	480	1005	.478	238	268	.888	39	189	228	589	93-0	103	11	1316	17.3
1994-95	48	1375	253	612	.413	148	162	.914	25	87	112	335	50-0	35	4	757	15.8

9 Years 582 18127 3429 7165 .479 1883 2078 .906 348 1185 1533 4206 765-2 734 68 9543 16.4  
 Three-Point Field Goals: 1986-87, 23-70 (.329); 1987-88, 72-148 (.486); 1988-89, 93-211 (.441); 1989-90, 152-374 (.406); 1990-91, 18-53 (.340); 1991-92, 101-261 (.387); 1992-93, 122-293 (.416); 1993-94, 118-297 (.397); 1994-95, 103-253 (.407); Total 802-1960 (.409).

**PLAYOFFS**

YEAR	GP	MINS	FGM	FGA	FG%	FTM	FTA	FT%	OR	DR	TR	AST	PF-D	STL	BS	PTS	PPG
1988	5	205	38	67	.567	24	25	.960	3	15	18	38	11-1	3	0	105	21.0
1989	4	158	22	57	.386	14	15	.933	4	9	13	22	3-0	3	0	64	16.0
1990	5	192	32	61	.525	30	30	1.000	0	14	14	44	9-0	9	1	100	20.0
1992	17	603	118	238	.496	66	73	.904	10	32	42	128	34-0	24	4	327	19.2
1993	9	288	43	97	.443	23	24	.958	1	18	19	55	13-0	15	0	117	13.0
1994	3	102	15	43	.349	13	14	.929	1	5	6	14	6-0	4	0	45	15.0
1995	4	143	12	40	.300	32	33	.970	2	10	12	26	5-0	6	0	60	15.0

7 Years 47 1691 280 603 .464 202 214 .944 21 103 124 327 81-1 64 5 818 17.4  
 Three-Point Field Goals: 1988, 5-12 (.417); 1989, 6-16 (.375); 1990, 6-17 (.353); 1992, 25-69 (.362); 1993, 8-26 (.308); 1994, 2-9 (.222); 1995, 4-17 (.235); Total 56-166 (.337).

**ALL-STAR GAME**

YEAR	GP	MINS	FGM	FGA	FG%	FTM	FTA	FT%	OR	DR	TR	AST	PF-D	STL	BS	PTS	PPG
1989	1	20	3	9	.333	2	2	1.000	1	2	3	1	2-0	2	0	9	9.0
1992	1	15	1	5	.200	4	4	1.000	0	0	0	3	1-0	1	0	6	6.0
1993	1	23	6	11	.545	1	2	.500	0	1	1	4	5-0	1	0	19	19.0
1994	1	22	8	10	.800	2	2	1.000	0	2	2	5	1-0	1	1	20	20.0

4 Years 4 80 18 35 .514 9 10 .900 1 5 6 13 9-0 5 1 54 13.5  
 Three-Point Field Goals: 1989, 1-4 (.250); 1992, 0-3 (.000); 1993, 6-9 (.667); 1994, 2-3 (.667); Total 9-19 (.474).

**TAUREAN PRINCE****Height: 6'7"****Weight: 220****Born: March 22, 1994****(Baylor '16)***Acquired along with Jarrett Allen from the Brooklyn Nets as part of a three-team on January 14, 2021.*

YEAR	GP	MIN	FGM	FGA	FG%	FTM	FTA	FT%	OR	DR	TR	AST	PF-D	STL	BLK	PTS	PPG
2020-21	29	687	101	253	.399	41	49	.837	17	91	108	69	54-0	20	15	292	10.1

Three-point field goals: 49-118 (.415)

**CHRIS QUINN****Height: 6'2"****Weight: 175****Born: September 27, 1983****(Notre Dame '06)***Signed from the Tulsa 66ers on March 20, 2013.*

YEAR	GP	MINS	FGM	FGA	FG%	FTM	FTA	FT%	OR	DR	TR	AST	PF-D	STL	BS	PTS	PPG
2012-13	7	79	4	16	.250	2	2	1.000	1	1	2	9	4-0	3	0	10	1.4

Three-Point Field Goals: 2012-13, 0-5 (.000); Total 0-5 (.000).



**LUTHER RACKLEY****Height: 6'10"****Weight: 220****Born: June 11, 1946****(Xavier, OH '69)***Selected from Cincinnati in expansion draft, May 11, 1970.*

YEAR	GP	MINS	FGM	FGA	FG%	FTM	FTA	FT%	OR	DR	TR	AST	PF-D	STL	BS	PTS	PPG
1970-71	74	1434	219	470	.466	121	190	.637	—	—	394	66	186-3	—	—	559	7.6
1971-72	9	65	11	25	.440	1	4	.250	—	—	21	3	3-0	—	—	23	2.6
2 Years	83	1499	230	495	.465	122	194	.629	—	—	415	69	189-3	—	—	582	7.0

**J.R. REID****Height: 6'10"****Weight: 247****Born: March 31, 1968****(North Carolina '90)***Acquired from the Milwaukee Bucks in a three-way trade on June 27, 2000. The Cavs also acquired Robert Traylor from Milwaukee, while the Golden State Warriors received Bob Sura from Cleveland and Vinny Del Negro from the Bucks. Milwaukee received Jason Caffey and Billy Owens to complete the transaction.*

YEAR	GP	MINS	FGM	FGA	FG%	FTM	FTA	FT%	OR	DR	TR	AST	PF-D	STL	BS	PTS	PPG
2000-01	6	39	2	5	.400	6	8	.750	5	3	8	1	4-0	2	1	10	1.7

**KEVIN RESTANI****Height: 6'9"****Weight: 225****Born: December 23, 1951****(San Francisco '74)***Drafted by Cleveland in third round, 1974 (39th pick). Obtained from San Antonio on waivers, December 23, 1981.*

YEAR	GP	MINS	FGM	FGA	FG%	FTM	FTA	FT%	OR	DR	TR	AST	PF-D	STL	BS	PTS	PPG
1981-82	34	338	23	60	.383	7	12	.583	31	46	77	15	40-0	10	7	53	1.6

**JACKIE RIDGLE****Height: 6'4"****Weight: 195****Born: February 13, 1948****(California '71)***Drafted by Cleveland in third round, 1971 (41st pick).*

YEAR	GP	MINS	FGM	FGA	FG%	FTM	FTA	FT%	OR	DR	TR	AST	PF-D	STL	BS	PTS	PPG
1971-72	32	107	19	44	.432	19	26	.731	—	—	15	7	15-0	—	—	57	1.8

**RICK ROBERSON****Height: 6'9"****Weight: 235****Born: July 7, 1947****(Cincinnati '69)***Traded by Los Angeles for future draft choices, October 13, 1971.*

YEAR	GP	MINS	FGM	FGA	FG%	FTM	FTA	FT%	OR	DR	TR	AST	PF-D	STL	BS	PTS	PPG
1971-72	63	2207	304	688	.442	215	366	.587	—	—	801	109	251-7	—	—	823	13.1
1972-73	62	2127	307	709	.433	167	290	.576	—	—	693	134	249-5	—	—	781	12.6
2 Years	125	4334	611	1397	.437	382	656	.582	—	—	1494	243	500-12	—	—	1604	12.8

**FRED ROBERTS****Height: 6'10"****Weight: 218****Born: August 14, 1960****(BYU '82)***Signed as a free agent, February 23, 1995.*

YEAR	GP	MINS	FGM	FGA	FG%	FTM	FTA	FT%	OR	DR	TR	AST	PF-D	STL	BS	PTS	PPG
1994-95	21	223	28	72	.389	20	26	.769	13	21	34	8	26-1	6	3	80	3.8

Three-Point Field Goals: 4-11 (.364).

**PLAYOFFS**

YEAR	GP	MINS	FGM	FGA	FG%	FTM	FTA	FT%	OR	DR	TR	AST	PF-D	STL	BS	PTS	PPG
1995	1	7	3	4	.750	0	2	.000	1	1	2	0	0-0	0	0	6	6.0

**CLIFF ROBINSON****Height: 6'9"****Weight: 229****Born: March 13, 1960****(USC '79)***Traded by Kansas City for Reggie Johnson, February 16, 1982.*

YEAR	GP	MINS	FGM	FGA	FG%	FTM	FTA	FT%	OR	DR	TR	AST	PF-D	STL	BS	PTS	PPG
1981-82	30	946	196	435	.451	97	133	.729	91	196	287	49	102-3	42	43	489	16.3
1982-83	77	2601	587	1230	.477	213	301	.708	190	666	856	145	272-7	61	58	1387	18.0
1983-84	73	2402	533	1185	.450	234	334	.701	156	597	753	185	195-2	51	32	1301	17.8
3 Years	180	5949	1316	2850	.462	544	768	.708	437	1459	1896	379	569-12	154	133	3177	17.7

Three-Point Field Goals: 1981-82, 0-1 (.000); 1982-83, 0-5 (.000); 1983-84, 1-2 (.500); Total 1-8 (.125).

**LARRY ROBINSON****Height: 6'3"****Weight: 180****Born: January 11, 1968****(Centenary '90)***Acquired along with Jim Jackson and Anthony Johnson from the Atlanta Hawks on January 2, 2001 in exchange for Brevin Knight.*

YEAR	GP	MINS	FGM	FGA	FG%	FTM	FTA	FT%	OR	DR	TR	AST	PF-D	STL	BS	PTS	PPG
2000-01	1	1	0	0	—	0	0	—	0	0	0	0	0-0	0	0	0	0.0

**BILL ROBINZINE****Height: 6'7"****Weight: 225****Born: January 20, 1953****(DePaul '75)***Traded by Kansas City in three-way trade with New York, September 25, 1980 (Joe C. Meriweather and a 1981 draft choice went from New York to Kansas City and Campy Russell went from Cleveland to New York).*

YEAR	GP	MINS	FGM	FGA	FG%	FTM	FTA	FT%	OR	DR	TR	AST	PF-D	STL	BS	PTS	PPG
1980-81	8	84	14	32	.438	5	8	.625	4	9	13	5	19-1	4	0	33	4.1

**DAVE ROBISCH**

Height: 6'10"

Weight: 240

Born: December 22, 1949

(Kansas '71)

Traded by Los Angeles with a 1980 third round draft choice for Jim Chones, October 5, 1979.

YEAR	GP	MINS	FGM	FGA	FG%	FTM	FTA	FT%	OR	DR	TR	AST	PF-D	STL	BS	PTS	PPG
1979-80	82	2670	489	940	.520	277	329	.842	225	433	658	192	211-2	53	53	1255	15.3
1980-81	11	372	37	98	.378	29	36	.806	27	58	85	44	21-0	7	6	103	9.4
2 Years	93	3042	526	1038	.507	306	365	.838	252	491	743	236	232-2	60	59	1358	14.6

**JOHNNY ROGERS**

Height: 6'11"

Weight: 232

Born: December 30, 1963

(UC-Irvine '86)

Signed as a free agent, November 10, 1987.

YEAR	GP	MINS	FGM	FGA	FG%	FTM	FTA	FT%	OR	DR	TR	AST	PF-D	STL	BS	PTS	PPG
1987-88	24	168	26	61	.426	10	13	.769	8	19	27	3	23-0	4	3	62	2.6
Three-Point Field Goals: 0-2 (.000).																	

**TREE ROLLINS**

Height: 7'1"

Weight: 240

Born: June 15, 1955

(Clemson '77)

Signed as a free agent, August 3, 1988.

YEAR	GP	MINS	FGM	FGA	FG%	FTM	FTA	FT%	OR	DR	TR	AST	PF-D	STL	BS	PTS	PPG
1988-89	60	583	62	138	.449	12	19	.632	38	101	139	19	89-0	11	38	136	2.3
1989-90	48	674	57	125	.456	11	16	.688	58	95	153	24	83-3	13	53	125	2.6
2 Years	108	1257	119	263	.452	23	35	.657	96	196	292	43	172-3	24	91	261	2.4
Three-Point Field Goals: 1988-89, 0-1 (.000); 1989-90, 0-1 (.000); Total 0-2 (.000).																	

**PLAYOFFS**

YEAR	GP	MINS	FGM	FGA	FG%	FTM	FTA	FT%	OR	DR	TR	AST	PF-D	STL	BS	PTS	PPG
1989	5	74	6	8	.750	3	5	.600	5	11	16	1	10-0	3	7	15	3.0
1990	3	38	1	3	.333	6	8	.750	0	8	8	1	7-0	2	1	8	2.7
2 Years	8	112	7	11	.636	9	13	.692	5	19	24	2	17-0	5	8	23	2.9

**RAJON RONDO**

Height: 6'1"

Weight: 186

Born: February 22, 1986

(Kentucky '06)

Traded to Cleveland in a three-team trade on January 3, 2021 from the Los Angeles Lakers

YEAR	GP	MIN	FGM	FGA	FG%	FTM	FTA	FT%	OR	DR	TR	AST	PF-D	STL	BLK	PTS	PPG
2021-22	21	409	45	105	.429	18	24	.750	5	54	59	103	31-0	18	1	131	6.2
Three-point field goals: 23-58 (.397)																	

**DERRICK ROSE**

Height: 6'3"

Weight: 190

Born: October 4, 1988

(Memphis '08)

Signed as a free agent on July 25, 2017.

YEAR	GP	MINS	FGM	FGA	FG%	FTM	FTA	FT%	OR	DR	TR	AST	PF-D	STL	BS	PTS	PPG
2017-18	16	308	58	132	.439	35	41	.854	10	19	29	26	14-0	3	4	157	9.8
Three-Point Field Goals: 6-24 (.250)																	

**BOB RULE**

Height: 6'9"

Weight: 235

Born: June 29, 1944

(Colorado State '67)

Traded by Philadelphia for Dave Sorenson, November 10, 1972.

YEAR	GP	MINS	FGM	FGA	FG%	FTM	FTA	FT%	OR	DR	TR	AST	PF-D	STL	BS	PTS	PPG
1972-73	49	440	60	157	.382	20	31	.645	—	—	106	37	66-0	—	—	140	2.9
1973-74	26	540	76	192	.396	34	46	.739	43	60	103	47	71-0	12	10	186	7.2
2 Years	75	980	136	349	.390	54	77	.701	43	60	209	84	137-0	12	10	326	4.3

**CAMPY RUSSELL**

Height: 6'8"

Weight: 215

Born: January 12, 1952

(Michigan '75)

Drafted by Cleveland in first round, 1974 (8th pick). Re-acquired from New York in exchange for a conditional draft pick, September 29, 1984.

YEAR	GP	MINS	FGM	FGA	FG%	FTM	FTA	FT%	OR	DR	TR	AST	PF-D	STL	BS	PTS	PPG
1974-75	68	754	150	365	.411	124	165	.752	43	109	152	45	100-0	21	3	424	6.2
1975-76	82	1961	483	1003	.482	266	344	.773	134	211	345	107	231-5	69	10	1232	15.0
1976-77	70	2109	435	1003	.434	288	370	.778	144	275	419	189	196-3	70	24	1158	16.5
1977-78	72	2520	523	1168	.448	352	469	.751	154	304	458	278	193-3	88	12	1398	19.4
1978-79	74	2859	603	1268	.476	417	523	.797	147	356	503	348	222-2	98	25	1623	21.9
1979-80	41	1331	284	630	.451	178	239	.745	76	149	225	173	113-1	72	20	747	18.2
1984-85	3	24	2	7	.286	2	3	.667	0	5	5	3	3-0	0	0	6	2.0
7 Years	410	11558	2480	5444	.456	1627	2113	.770	698	1409	2107	1143	1058-14	418	94	6588	16.1

Three-Point Field Goals: 1979-80, 1-9 (.111); 1984-85, 0-1 (.000); Total 1-10 (.100).

**PLAYOFFS**

YEAR	GP	MINS	FGM	FGA	FG%	FTM	FTA	FT%	OR	DR	TR	AST	PF-D	STL	BS	PTS	PPG
1976	13	328	65	161	.404	47	55	.855	25	46	71	14	51-0	8	7	177	13.6
1977	3	100	21	54	.389	11	15	.733	10	16	26	10	10-0	3	1	53	17.7
1978	2	88	19	39	.487	17	21	.810	7	8	15	11	9-0	3	1	55	27.5
3 Years	18	516	105	254	.413	75	91	.824	42	70	112	35	70-0	14	9	285	15.8

**ALL-STAR GAME**

YEAR	GP	MINS	FGM	FGA	FG%	FTM	FTA	FT%	OR	DR	TR	AST	PF-D	STL	BS	PTS	PPG
1979	1	13	2	8	.250	0	0	—	1	0	1	0	0-0	0	0	4	4.0

**SAMARDO SAMUELS**

Height: 6'9"

Weight: 246

Born: January 9, 1989

(Louisville '10)

Signed as free agent on August 16, 2010.

YEAR	GP	MINS	FGM	FGA	FG%	FTM	FTA	FT%	OR	DR	TR	AST	PF-D	STL	BS	PTS	PPG
2010-11	37	703	110	241	.456	68	110	.618	75	83	158	17	88-1	15	18	288	7.8
2011-12	54	825	105	231	.455	82	117	.701	63	117	180	20	113-2	20	20	292	5.4
2012-13	18	196	22	60	.367	14	24	.583	10	18	28	8	30-0	3	3	58	3.2
3 Years	109	1724	237	532	.445	164	251	.653	148	218	366	45	231-3	38	41	638	5.9

Three-Point Field Goals: 2010-11, 0-3 (.000); 2011-12, 0-0 (.000); 2012-13, 0-1 (.000); Total 0-4 (.000).

**LARRY SANDERS**

Height: 6'11"

Weight: 230

Born: November 21, 1988

(Virginia Commonwealth '11)

Signed as a free agent on March 13, 2017

YEAR	GP	MINS	FGM	FGA	FG%	FTM	FTA	FT%	OR	DR	TR	AST	PF-D	STL	BS	PTS	PPG
2016-17	5	13	1	4	.250	2	2	1.000	3	1	4	0	5-0	1	1	4	0.8

Three-Point Field Goals: 0-0 (.000)

**MIKE SANDERS**

Height: 6'6"

Weight: 215

Born: May 7, 1960

(UCLA '82)

Traded by Phoenix with Larry Nance and Detroit's first round draft choice in 1988 in exchange for Mark West, Kevin Johnson, Tyrone Corbin, the Cavs' first round draft choice in 1988 and two second round picks, February 25, 1988. Re-acquired by signing as a free agent, March 12, 1992.

YEAR	GP	MINS	FGM	FGA	FG%	FTM	FTA	FT%	OR	DR	TR	AST	PF-D	STL	BS	PTS	PPG
1987-88	24	417	71	132	.538	20	23	.870	10	37	47	26	58-1	13	5	162	6.8
1988-89	82	2102	332	733	.453	97	135	.719	98	209	307	133	230-2	89	32	764	9.3
1991-92	21	552	81	139	.583	31	41	.756	27	61	88	42	75-1	22	9	194	9.2
1992-93	53	1189	197	396	.497	59	78	.756	52	118	170	75	150-2	39	30	454	8.6
4 Years	180	4260	681	1400	.486	207	277	.747	187	425	612	276	513-6	163	76	1574	8.7

Three-Point Field Goals: 1988-89, 3-10 (.300); 1991-92, 1-3 (.333); 1992-93, 1-4 (.250); Total 5-17 (.294).

**PLAYOFFS**

YEAR	GP	MINS	FGM	FGA	FG%	FTM	FTA	FT%	OR	DR	TR	AST	PF-D	STL	BS	PTS	PPG
1988	5	134	28	52	.538	8	10	.800	11	14	25	7	21-0	3	2	64	12.8
1989	5	87	15	30	.500	3	5	.600	6	10	16	4	11-0	2	1	33	6.6
1992	17	418	56	115	.487	17	21	.810	20	35	55	37	62-0	15	12	130	7.6
1993	8	145	20	48	.417	6	10	.600	8	10	18	10	17-0	8	1	46	5.8
4 Years	35	784	119	245	.486	34	46	.739	45	69	114	58	111-0	28	16	273	7.8

Three-Point Field Goals: 1988, 0-1 (.000); 1992, 1-3 (.333); 1993, 0-2 (.000); Total 1-6 (.167).

## SHAWNELLE SCOTT

Height: 6'11"

Weight: 250

Born: June 16, 1972

(St. John's '94)

Signed as a free agent, September 6, 1996.

YEAR	GP	MINS	FGM	FGA	FG%	FTM	FTA	FT%	OR	DR	TR	AST	PF-D	STL	BS	PTS	PPG
1996-97	16	50	8	16	.500	4	11	.364	8	8	16	0	6-0	0	3	20	1.3
1997-98	41	188	16	36	.444	12	18	.667	20	39	59	8	45-0	6	8	44	1.1
2 Years	57	238	24	52	.462	16	29	.552	28	47	75	8	51-0	6	11	64	1.1

### PLAYOFFS

YEAR	GP	MINS	FGM	FGA	FG%	FTM	FTA	FT%	OR	DR	TR	AST	PF-D	STL	BS	PTS	PPG
1998	1	3	1	2	.500	0	0	—	0	0	0	0	0-0	0	1	2	2.0

## TRE SCOTT

Height: 6-8"

Weight: 225

Born: November 25, 1996

(Cincinnati '20)

Signed to a 10-day contract on December 22, 2021 via the NBA's hardship exception

YEAR	GP	MIN	FGM	FGA	FG%	FTM	FTA	FT%	OR	DR	TR	AST	PF-D	STL	BLK	PTS	PPG
2021-22	2	11	3	6	.500	0	0	-	1	1	2	0	1-0	1	1	6	3.0

Three-point field goals: 0-1 (.000).

## RAMON SESSIONS

Height: 6'3"

Weight: 190

Born: April 11, 1986

(Nevada, Myrtle Beach, South Carolina)

Acquired in a trade from the Minnesota Timberwolves on July 26, 2010 along with Ryan Hollins and a 2013 second round pick in exchange for Sebastian Telfair and Delonte West.

YEAR	GP	MINS	FGM	FGA	FG%	FTM	FTA	FT%	OR	DR	TR	AST	PF-D	STL	BS	PTS	PPG
2010-11	81	2132	362	776	.466	348	423	.823	46	209	255	419	93-0	60	8	1075	13.3
2011-12	41	1006	141	354	.398	122	147	.830	19	108	127	212	63-0	27	1	430	10.5
2 years	122	3138	503	1130	.445	470	570	.825	65	317	382	631	156-0	87	9	1505	12.3

Three-Point Field Goals: 2010-11, 3-15 (.200); 2011-12, 26-62 (.419); Total 29-77 (.377).

## COLLIN SEXTON

Height: 6-1"

Weight: 192

Born: January 4, 1999

(Alabama '18)

Selected by the Cleveland Cavaliers with the eighth overall pick in the 2018 NBA Draft.

YEAR	GP	MIN	FGM	FGA	FG%	FTM	FTA	FT%	OR	DR	TR	AST	PF-D	STL	BLK	PTS	PPG
2018-19	82	2605	519	1206	.430	214	255	.839	57	179	236	243	186-1	44	6	1371	16.7
2019-20	65	2143	513	1086	.472	226	267	.846	61	143	204	192	142-0	65	7	1349	20.8
2020-21	60	2115	525	1105	.475	312	383	.815	56	129	262	262	157-0	62	10	1460	24.3
2021-22	11	316	68	151	.450	29	39	.744	13	23	36	23	25-0	10	0	176	16.0

4 years 218 7179 1625 3548 .458 781 944 .827 189 474 663 729 510-1 181 23 4356 20.0

Three-point field goals: 2018-19, 119-296 (.402); 2019-20, 97-255 (.380); 2020-21, 98-264 (.371); 2021-22, 11-45 (.244); Total: 325-860 (.378)

## LONNIE SHELTON

Height: 6'8"

Weight: 265

Born: October 19, 1955

(Oregon State '77)

Traded by Seattle in exchange for a 1983 second round draft choice and an undisclosed amount of cash, June 27, 1983.

YEAR	GP	MINS	FGM	FGA	FG%	FTM	FTA	FT%	OR	DR	TR	AST	PF-D	STL	BS	PTS	PPG
1983-84	79	2101	371	779	.476	107	140	.764	140	241	381	179	279-9	76	55	850	10.8
1984-85	57	1244	158	363	.435	51	77	.662	82	185	267	96	187-3	44	18	367	6.4
1985-86	44	682	92	188	.489	14	16	.875	38	105	143	61	128-2	21	4	198	4.5

3 Years 180 4027 621 1330 .467 172 233 .738 260 531 791 336 594-14 141 77 1415 7.9

Three-Point Field Goals: 1983-84, 1-5 (.200); 1984-85, 0-5 (.000); 1985-86, 0-2 (.000); Total 1-12 (.083).

### PLAYOFFS

YEAR	GP	MINS	FGM	FGA	FG%	FTM	FTA	FT%	OR	DR	TR	AST	PF-D	STL	BS	PTS	PPG
1985	4	106	19	34	.559	8	10	.800	6	16	22	4	20-2	2	1	46	11.5

## IMAN SHUMPERT

Height: 6'5"

Weight: 220

Born: June 26, 1990

(Georgia Tech '11)

Acquired along with J.R. Smith from the New York Knicks and a protected 2015 first round pick from the Oklahoma City Thunder in a three-team trade that sent Dion Waiters to the Thunder and Lou Amundson, Alex Kirk and a 2019 second round pick to the Knicks on January 5, 2015. New York also received Lance Thomas from Oklahoma City.

YEAR	GP	MIN	FGM	FGA	FG%	FTM	FTA	FT%	OR	DR	TR	AST	PF-D	STL	BLK	PTS	PPG
2014-15	38	920	105	256	.410	18	27	.667	33	110	143	57	71-0	51	13	272	7.2
2015-16	54	1316	114	305	.374	40	51	.784	32	171	203	92	119-1	54	19	311	5.8
2016-17	76	1937	201	489	.411	71	90	.789	39	179	218	109	150-0	62	26	567	7.5
2017-18	14	276	22	58	.379	11	15	.733	7	34	41	17	22-0	9	4	62	4.4
4 Years	182	4449	442	1108	.399	140	183	.765	111	494	605	275	362-1	176	62	1212	6.7
Three-point field goals: 2014-15, 44-130 (.338); 2015-16, 43-146 (.295); 2016-17, 94-261 (.360); 2017-18, 7-26 (.269) Totals, 188-563 (.334)																	

### PLAYOFFS

YEAR	GP	MIN	FGM	FGA	FG%	FTM	FTA	FT%	OR	DR	TR	AST	PF	STL	BLK	PTS	PPG
2014-15	20	695	59	164	.360	30	40	.750	23	75	98	23	50	25	16	181	9.1
2015-16	21	367	25	60	.417	7	11	.636	10	37	47	17	36	10	3	70	3.3
2016-17	17	276	25	60	.417	14	17	.824	6	41	47	16	32	10	3	74	4.4
3 Years	58	1338	109	284	.384	51	68	.750	39	153	192	56	118	45	22	325	5.6
Three-point field goals: 2014-15, 33-93 (.355); 2015-16, 13-34 (.382); 2016-17, 10-26 (.385); Totals, 56-153 (.366)																	

## JAMES SILAS

Height: 6'3"

Weight: 180

Born: February 11, 1949

(Stephen F. Austin '72)

Traded by San Antonio with the draft rights to Rich Yanakor for a 1982 second round choice and cash, June 16, 1981.

YEAR	GP	MINS	FGM	FGA	FG%	FTM	FTA	FT%	OR	DR	TR	AST	PF-D	STL	BS	PTS	PPG
1981-82	67	1447	251	573	.438	246	286	.860	26	83	109	222	109-0	40	6	748	11.2
1982-83	DID NOT PLAY — INJURED																

## CEDRIC SIMMONS

Height: 6'9"

Weight: 235

Born: January 3, 1986

(North Carolina State '06)

Acquired by the Cavaliers on September 29, 2007 from the New Orleans Hornets in exchange for guard David Wesley.

YEAR	GP	MINS	FGM	FGA	FG%	FTM	FTA	FT%	OR	DR	TR	AST	PF-D	STL	BS	PTS	PPG
2007-08	7	68	2	6	.333	0	8	0.000	5	10	15	0	7-0	2	5	4	0.6

## KOBI SIMMONS

Height: 6'4"

Weight: 170"

Born: July 4, 1997

(Arizona '17)

Signed to a 10-day contract on January 27, 2019.

YEAR	GP	MIN	FGM	FGA	FG%	FTM	FTA	FT%	OR	DR	TR	AST	PF-D	STL	BLK	PTS	PPG
2018-19	1	2	0	0	-	0	0	-	0	0	0	0	0-0	0	0	0	0.0
Three-point field goals: 0-0 (---)																	

## HENRY SIMS

Height: 6'10"

Weight: 248

Born: March 27, 1990

(Georgetown '12)

Signed as a free agent on September 30, 2013.

YEAR	GP	MINS	FGM	FGA	FG%	FTM	FTA	FT%	OR	DR	TR	AST	PF-D	STL	BS	PTS	PPG
2013-14	20	168	18	45	.400	8	14	.571	22	34	56	5	32-1	5	7	44	2.2

## BRIAN SKINNER

Height: 6'9"

Weight: 265

Born: May 19, 1976

(Baylor '98)

Acquired from the Toronto Raptors in a three-way trade on October 26, 2001. The Cavs also acquired Ricky Davis from the Miami Heat while Miami received the rights to Chris Gatling from Cleveland. Toronto obtained Don MacLean from Miami to complete the transaction.

YEAR	GP	MINS	FGM	FGA	FG%	FTM	FTA	FT%	OR	DR	TR	AST	PF-D	STL	BS	PTS	PPG
2001-02	65	1107	88	162	.543	48	79	.608	93	188	281	17	130-1	24	61	224	3.4

## DONALD SLOAN

Height: 6'3"

Weight: 205

Born: January 15, 1988

(Texas A&M '10)

Signed as a free agent on March 16, 2012

YEAR	GP	MINS	FGM	FGA	FG%	FTM	FTA	FT%	OR	DR	TR	AST	PF-D	STL	BS	PTS	PPG
2011-12	25	610	71	176	.403	21	26	.808	15	44	59	92	32-0	10	3	165	6.6
2012-13	20	257	27	78	.346	20	25	.800	3	25	28	37	17-0	5	0	81	4.1
2 years	45	867	98	254	.386	41	51	.804	18	69	87	129	85-0	15	3	246	5.5
Three-Point Field Goals: 2011-12, 2-22 (.091); 2012-13, 7-19 (.368); Total 9-41 (.219).																	

**BOBBY BINGO SMITH**

Height: 6'6"

Weight: 195

Born: February 26, 1946

(Tulsa '69)

Selected from San Diego in expansion draft, May 11, 1970.

YEAR	GP	MINS	FGM	FGA	FG%	FTM	FTA	FT%	OR	DR	TR	AST	PF-D	STL	BS	PTS	PPG
1970-71	77	2332	495	1106	.448	178	234	.761	—	—	429	258	175-4	—	—	1168	15.2
1971-72	82	2734	527	1190	.443	178	224	.795	—	—	502	247	222-3	—	—	1232	15.0
1972-73	73	1068	268	603	.444	64	81	.790	—	—	199	108	80-0	—	—	600	8.2
1973-74	82	2612	536	1179	.455	139	169	.822	134	301	435	198	242-4	89	30	1211	14.8
1974-75	82	2636	585	1212	.483	132	160	.825	108	299	407	229	227-1	80	26	1302	15.9
1975-76	81	2338	495	1121	.442	111	136	.816	83	258	341	155	231-0	58	36	1101	13.6
1976-77	81	2135	513	1149	.446	148	181	.818	92	225	317	152	211-3	61	30	1174	14.5
1977-78	82	1581	369	840	.439	108	135	.800	65	142	207	91	155-1	38	21	846	10.3
1978-79	72	1650	361	784	.460	83	106	.783	77	129	206	121	188-2	43	7	805	11.2
1979-80	8	135	33	72	.458	7	8	.875	2	12	14	7	21-0	3	2	74	9.3
10 Years	720	19221	4182	9256	.452	1148	1434	.801	561	1366	3057	1566	1752-18	372	152	9513	13.2

**PLAYOFFS**

YEAR	GP	MINS	FGM	FGA	FG%	FTM	FTA	FT%	OR	DR	TR	AST	PF-D	STL	BS	PTS	PPG
1976	13	379	71	164	.433	22	25	.880	11	32	43	30	41-1	11	3	164	12.6
1977	3	57	9	39	.231	3	3	1.000	3	5	8	4	5-0	3	1	21	7.0
1978	2	34	8	13	.615	0	0	—	2	1	3	1	2-0	0	0	16	8.0
3 Years	18	470	88	216	.407	25	28	.893	16	38	54	35	48-1	14	4	201	11.2

**ELMORE SMITH**

Height: 7'0"

Weight: 250

Born: May 9, 1949

(Kentucky State '71)

Traded by Milwaukee with Gary Brokaw for Rowland Garrett and future draft choices, January 13, 1977.

YEAR	GP	MINS	FGM	FGA	FG%	FTM	FTA	FT%	OR	DR	TR	AST	PF-D	STL	BS	PTS	PPG
1976-77	70	1464	241	507	.475	117	213	.549	114	325	439	43	207-4	35	144	599	8.6
1977-78	81	1996	402	809	.497	205	309	.663	178	500	678	57	241-4	50	176	1009	12.5
1978-79	24	332	69	130	.531	18	26	.692	45	61	106	13	60-0	7	16	156	6.5
1979-80	DID NOT PLAY — INJURED																
1980-81	DID NOT PLAY — INJURED																
5 Years	175	3792	712	1446	.492	340	548	.620	337	886	1223	113	508-8	92	336	1764	10.1

**PLAYOFFS**

YEAR	GP	MINS	FGM	FGA	FG%	FTM	FTA	FT%	OR	DR	TR	AST	PF-D	STL	BS	PTS	PPG
1977	3	56	18	33	.545	5	8	.625	6	18	24	1	10-0	5	3	41	13.7
1978	2	56	11	24	.458	3	6	.500	6	13	19	0	9-0	3	3	25	12.5
2 Years	5	112	29	57	.509	8	14	.571	12	31	43	1	19-0	8	6	66	13.2

**JOE SMITH**

Height: 6'10"

Weight: 225

Born: July 26, 1975

(Maryland '95)

Acquired along with Ben Wallace from the Chicago Bulls and Wally Szczerbiak and Delonte West from the Seattle Supersonics on February 21, 2008. In exchange, the Cavaliers sent Larry Hughes, Drew Gooden, Cedric Simmons, and Shannon Brown to the Bulls and Ira Newble and Donyell Marshall to the Sonics. In addition, Cleveland acquired Chicago's 2009 second round pick and Seattle acquired Adrian Griffin from the Bulls.

YEAR	GP	MINS	FGM	FGA	FG%	FTM	FTA	FT%	OR	DR	TR	AST	PF-D	STL	BS	PTS	PPG
2007-08	27	580	87	170	.512	45	69	.652	55	81	136	19	73-0	9	16	219	8.1
2008-09	21	411	57	115	.496	21	28	.750	36	64	100	16	50-0	7	14	136	6.5
2 Years	48	991	144	285	.505	66	97	.680	91	145	236	35	123-0	16	30	355	7.4
Three Point Field Goals: 2007-08, 0-2 (.000); 2008-09, 1-3 (.333); Total 1-5 (.200).																	

**PLAYOFFS**

YEAR	GP	MINS	FGM	FGA	FG%	FTM	FTA	FT%	OR	DR	TR	AST	PF-D	STL	BS	PTS	PPG
2008	13	263	36	74	.486	14	22	.636	20	40	60	6	41-1	5	7	86	6.6
2009	13	217	23	50	.460	23	29	.793	10	38	48	3	25-0	6	7	72	5.5
2 Years	26	480	59	124	.476	37	51	.725	30	78	108	9	66-1	11	14	158	6.1
Three Point Field Goals: 2008, 0-1 (.000); 2009, 3-5 (.600); Total 3-6 (.500).																	

**JR SMITH****Height: 6'6"****Weight: 225"****Born: September 9, 1985****(Lakewood, NJ '04)**

*Acquired in a three-team trade along with Iman Shumpert from the New York Knicks and a protected 2015 first round pick from the Oklahoma City Thunder on January 5, 2015; In exchange, the Cavs sent Dion Waiters to the Thunder, and Lou Amundson, Alex Kirk and its own 2019 second round pick to the Knicks.*

YEAR	GP	MIN	FGM	FGA	FG%	FTM	FTA	FT%	OR	DR	TR	AST	PF-D	STL	BLK	PTS	PPG
2014-15	46	1461	214	504	.425	27	33	.818	26	134	160	114	119-1	64	18	236	12.7
2015-16	77	2362	353	850	.415	45	71	.634	43	174	217	130	204-1	81	21	308	12.4
2016-17	41	1187	123	356	.346	10	15	.667	17	96	113	62	77-0	40	11	351	8.6
2017-18	80	2244	240	595	.403	39	56	.696	29	206	235	141	161-0	68	11	662	8.3
2018-19	11	222	27	79	.342	8	10	.800	0	18	18	21	19-0	11	3	74	6.7
5 Years	255	7477	957	2384	.401	129	185	.697	115	628	743	468	580-2	264	64	2628	10.3
Three-point field goals: 2014-15, 131-336 (.390); 2015-16, 204-510 (.400); 2016-17, 95-271 (.351); 2017-18, 143-381 (.375); 2018-19, 12-39 (.308); Total, 585-1537 (.381)																	

**PLAYOFFS**

YEAR	GP	MIN	FGM	FGA	FG%	FTM	FTA	FT%	OR	DR	TR	AST	PF	STL	BLK	PTS	PPG
2015	18	560	83	206	.403	14	20	.700	9	76	85	22	54	17	10	231	12.8
2016	21	730	82	188	.436	13	21	.619	7	60	67	29	55	26	5	242	11.5
2017	18	487	50	99	.505	5	11	.455	5	37	42	13	41	13	6	145	8.1
2018	22	706	65	187	.348	17	22	.773	10	50	60	25	54	21	4	191	8.7
4 Years	79	2483	280	680	.412	49	74	.662	31	223	254	89	204	77	25	809	10.2
Three-point field goals: 2015, 51-142 (.359); 2016, 65-151 (.430); 2017, 40-80 (.500); 2018, 44-120 (.367); Total, 200-493 (.406)																	

**RANDY SMITH****Height: 6'3"****Weight: 180****Born: December 12, 1948****(Buffalo State '71)**

*Traded by Portland for a future draft choice, September 21, 1979.*

YEAR	GP	MINS	FGM	FGA	FG%	FTM	FTA	FT%	OR	DR	TR	AST	PF-D	STL	BS	PTS	PPG
1979-80	82	2677	599	1326	.452	233	283	.823	93	163	256	363	190-1	125	7	1441	17.6
1980-81	82	2199	486	1043	.466	221	271	.815	46	147	193	357	132-0	113	14	1194	14.6
2 Years	164	4876	1085	2369	.458	454	554	.819	139	310	449	720	322-1	238	21	2635	16.1
Three-Point Field Goals: 1979-80, 10-53 (.189); 1980-81, 1-28 (.036); Total 11-81 (.136).																	

**ROBERT SMITH****Height: 5'11"****Weight: 165****Born: March 10, 1955****(UNLV '77)**

*Signed as a free agent, October 1, 1980. Signed as a free agent, September 27, 1984.*

YEAR	GP	MINS	FGM	FGA	FG%	FTM	FTA	FT%	OR	DR	TR	AST	PF-D	STL	BS	PTS	PPG
1980-81	1	20	2	5	.400	4	4	1.000	1	2	3	3	6-1	0	0	8	8.0
1984-85	7	48	4	17	.235	8	10	.800	0	4	4	7	6-0	2	0	16	2.3
2 Years	8	68	6	22	.273	12	14	.857	1	6	7	10	12-1	2	0	24	3.0

**WILLIE SMITH****Height: 6'2"****Weight: 170****Born: October 26, 1953****(Missouri '76)**

*Traded by Portland for a future draft choice, August 24, 1979.*

YEAR	GP	MINS	FGM	FGA	FG%	FTM	FTA	FT%	OR	DR	TR	AST	PF-D	STL	BS	PTS	PPG
1979-80	62	1051	121	315	.384	40	52	.769	56	65	121	259	110-1	75	1	299	4.8
Three-Point Field Goals: 17-71 (.239).																	

**ERIC SNOW****Height: 6'3"****Weight: 205****Born: April 24, 1973****(Michigan State '95)**

*Acquired from the Philadelphia 76ers in exchange for Kedrick Brown and Kevin Ollie on July 20, 2004.*

YEAR	GP	MINS	FGM	FGA	FG%	FTM	FTA	FT%	OR	DR	TR	AST	PF-D	STL	BS	PTS	PPG
2004-05	81	1844	125	327	.382	59	80	.738	37	118	155	317	189-0	67	16	322	4.8
2005-06	82	2351	163	399	.409	64	93	.688	38	160	198	346	218-3	76	19	391	4.5
2006-07	82	1929	135	324	.417	72	113	.637	35	153	188	330	185-0	55	16	342	9.0
2007-08	22	305	6	38	.158	10	22	.455	4	16	20	42	30-0	10	4	22	7.4
4 Years	267	6429	429	1088	.394	205	308	.666	114	447	561	1035	622-3	208	55	1077	4.0
Three Point Field Goals: 2004-05, 13-45 (.289); 2005-06, 1-10 (.100); 2006-07, 0-4 (.000); 2007-08, 0-2 (.000); Total: 14-61 (.230).																	

**PLAYOFFS**

YEAR	GP	MINS	FGM	FGA	FG%	FTM	FTA	FT%	OR	DR	TR	AST	PF-D	STL	BS	PTS	PPG
2006	13	408	32	76	.421	22	29	.000	10	33	43	36	36-0	11	3	86	6.6
2007	19	244	12	38	.316	8	14	.571	7	21	28	29	22-0	11	2	32	1.7
2 Years	32	652	44	114	.386	30	43	.698	17	54	71	65	58-0	22	5	118	3.7
Three Point Field Goals: 2006, 0-1 (.000); 2007, 0-3 (.000); Total: 0-4 (.000).																	



**DICK SNYDER**

Height: 6'5"

Weight: 207

Born: February 1, 1944

(Davidson '66)

Traded by Seattle with a future draft choice for a future draft choice, May 28, 1974.

YEAR	GP	MINS	FGM	FGA	FG%	FTM	FTA	FT%	OR	DR	TR	AST	PF-D	STL	BS	PTS	PPG
1974-75	82	2590	498	988	.504	165	195	.846	37	201	238	281	226-3	69	43	1161	14.2
1975-76	82	2274	441	881	.501	155	188	.824	50	148	198	220	215-0	59	33	1037	12.6
1976-77	82	1685	316	693	.456	127	149	.852	47	102	149	160	177-2	45	30	759	9.3
1977-78	58	660	112	252	.444	56	64	.875	9	40	49	56	74-0	23	19	280	4.8
4 Years	304	7209	1367	2814	.486	503	596	.844	143	491	634	717	692-5	196	125	3237	10.6

**PLAYOFFS**

YEAR	GP	MINS	FGM	FGA	FG%	FTM	FTA	FT%	OR	DR	TR	AST	PF-D	STL	BS	PTS	PPG
1976	13	364	69	153	.451	18	22	.818	10	19	29	31	35-1	11	6	156	12.0
1977	3	53	8	27	.296	2	5	.400	2	3	5	4	6-0	1	2	18	6.0
1978	1	3	0	0	—	0	0	—	0	0	0	0	0-0	0	0	0	0.0
3 Years	17	420	77	180	.428	20	27	.741	12	22	34	35	41-1	12	8	174	10.2

**DAVE SORENSON**

Height: 6'7"

Weight: 227

Born: July 8, 1948

(Ohio State '70)

Drafted by Cleveland in second round, 1970 (26th pick).

YEAR	GP	MINS	FGM	FGA	FG%	FTM	FTA	FT%	OR	DR	TR	AST	PF-D	STL	BS	PTS	PPG
1970-71	79	1940	353	794	.445	184	229	.803	—	—	486	163	181-3	—	—	890	11.3
1971-72	76	1162	213	475	.448	106	136	.779	—	—	301	81	120-1	—	—	532	7.0
1972-73	10	129	11	45	.244	5	11	.455	—	—	37	5	16-0	—	—	27	2.7
3 Years	165	3231	577	1314	.439	295	376	.785	—	—	824	249	317-4	—	—	1449	8.8

**MARREESE SPEIGHTS**

Height: 6'10"

Weight: 255

Born: August 4, 1987

(Florida '08)

Acquired along with Wayne Ellington, Josh Selby and a future first round draft pick on January 22, 2013 from the Memphis Grizzlies in exchange for Jon Leuer.

YEAR	GP	MINS	FGM	FGA	FG%	FTM	FTA	FT%	OR	DR	TR	AST	PF-D	STL	BS	PTS	PPG
2012-13	39	719	154	337	.457	87	108	.806	70	127	197	29	89-0	14	26	396	10.2
Three-Point Field Goals: 2012-13, 1-5 (.200); Total 1-5 (.200).																	

**RYAN STACK**

Height: 6'11"

Weight: 215

Born: July 24, 1975

(South Carolina '98)

Drafted by Cleveland in second round, 1998 (48th pick).

YEAR	GP	MINS	FGM	FGA	FG%	FTM	FTA	FT%	OR	DR	TR	AST	PF-D	STL	BS	PTS	PPG
1998-99	18	199	14	37	.378	19	20	.950	19	15	34	5	31-0	2	11	47	2.6
1999-2000	25	198	17	51	.333	18	27	.667	15	30	45	5	47-3	4	11	52	2.1
2 Years	43	397	31	88	.352	37	47	.787	34	45	79	10	78-3	6	22	99	2.3
Three-Point Field Goals: 1999-2000, 0-1 (.000)																	

**NIK STAUSKAS**

Height: 6'6"

Weight: 205

Born: October 7, 1993

(Michigan '14)

Signed as a free agent on February 11, 2019.

YEAR	GP	MIN	FGM	FGA	FG%	FTM	FTA	FT%	OR	DR	TR	AST	PF-D	STL	BLK	PTS	PPG
2018-19	24	342	40	109	.367	25	28	.893	8	39	47	19	19-0	7	3	132	5.5
Three-point field goals: 27-63 (.429)																	

**MICHAEL STEWART**

Height: 6'10"

Weight: 230

Born: April 24, 1975

(California '97)

Acquired from the Toronto Raptors along with a future first-round draft selection on September 25, 2002, in exchange for Lamond Murray and a future second-round draft pick.

YEAR	GP	MINS	FGM	FGA	FG%	FTM	FTA	FT%	OR	DR	TR	AST	PF-D	STL	BS	PTS	PPG
2002-03	47	251	14	37	.378	8	12	.667	19	36	55	6	42-0	2	15	36	0.8
2003-04	8	76	3	7	.429	2	2	1.000	5	13	18	0	21-0	1	8	8	1.0
2 Years	55	327	17	44	.386	10	14	.714	24	49	73	6	63-0	3	23	44	0.8

**BRYANT STITH**

Height: 6'5"

Weight: 210

Born: December 10, 1970

(Virginia '92)

Signed as a free agent on August 13, 2001.

YEAR	GP	MINS	FGM	FGA	FG%	FTM	FTA	FT%	OR	DR	TR	AST	PF-D	STL	BS	PTS	PPG
2001-02	50	665	70	188	.372	44	52	.846	20	65	85	42	42-0	29	6	208	4.2
Three-Point Field Goals: 2001-02, 24-68 (.353).																	

**GARY SUITER**

Height: 6'9"

Weight: 235

Born: January 18, 1945

(Midwestern '69)

*Signed as a free agent, September 29, 1970.*

YEAR	GP	MINS	FGM	FGA	FG%	FTM	FTA	FT%	OR	DR	TR	AST	PF-D	STL	BS	PTS	PPG
1970-71	30	140	19	54	.352	4	9	.444	—	—	41	2	20-0	—	—	42	1.4

**BRUNO SUNDÖV**

Height: 7'2"

Weight: 246

Born: February 10, 1980

(Croatia)

*Acquired from the Boston Celtics along with J.R. Bremer and a future second round pick in exchange for Jumaine Jones on July 29, 2003.*

YEAR	GP	MINS	FGM	FGA	FG%	FTM	FTA	FT%	OR	DR	TR	AST	PF-D	STL	BS	PTS	PPG
2003-04	4	29	3	9	.333	3	6	.500	2	8	10	0	7-0	0	0	9	2.3

**BOB SURA**

Height: 6'5"

Weight: 200

Born: March 25, 1973

(Florida State '95)

*Drafted by Cleveland in first round, 1995 (17th pick).*

YEAR	GP	MINS	FGM	FGA	FG%	FTM	FTA	FT%	OR	DR	TR	AST	PF-D	STL	BS	PTS	PPG
1995-96	79	1150	148	360	.411	99	141	.702	34	101	135	233	126-1	56	21	422	5.3
1996-97	82	2269	253	587	.431	196	319	.614	76	232	308	390	218-3	90	33	755	9.2
1997-98	46	942	87	231	.377	74	131	.565	25	69	94	171	113-0	44	7	267	5.8
1998-99	50	841	70	210	.333	65	103	.631	21	81	102	152	98-1	46	14	214	4.3
1999-2000	73	2216	356	815	.437	175	251	.697	50	238	288	284	201-0	91	19	1009	13.8
5 Years	330	7418	914	2203	.415	609	945	.644	206	721	927	1230	555-5	327	94	2667	8.1
Three-Point Field Goals: 1995-96, 27-78 (.346); 1996-97, 53-164 (.323); 1997-98, 19-60 (.317); 1998-99, 9-45 (.200); 1999-2000, 122-332 (.367); Total 230-679 (.339).																	

**PLAYOFFS**

YEAR	GP	MINS	FGM	FGA	FG%	FTM	FTA	FT%	OR	DR	TR	AST	PF-D	STL	BS	PTS	PPG
1996	3	18	2	3	.667	0	0	—	0	1	1	3	4-0	1	0	4	1.3
1998	3	31	1	5	.200	2	3	.667	0	3	3	4	4-0	1	0	4	1.3
2 Years	6	49	3	8	.375	2	3	.667	0	4	4	7	8-0	2	0	8	1.3

Three-Point Field Goals: 1998, 0-2 (.000).

**WALLY SZCZERBIAK**

Height: 6'7"

Weight: 240

Born: March 5, 1977

(Miami '99)

*Acquired along with Delonte West from the Sonics and Ben Wallace and Joe Smith from the Chicago Bulls on February 21, 2008. In exchange, the Cavaliers sent Larry Hughes, Drew Gooden, Cedric Simmons, and Shannon Brown to the Bulls and Ira Newble and Donyell Marshall to the Sonics. In addition, Cleveland acquired Chicago's 2009 second round pick and Seattle acquired Adrian Griffin from the Bulls.*

YEAR	GP	MINS	FGM	FGA	FG%	FTM	FTA	FT%	OR	DR	TR	AST	PF-D	STL	BS	PTS	PPG
2007-08	25	558	75	209	.359	36	41	.878	18	63	81	35	36-0	9	7	205	8.2
2008-09	74	1526	179	398	.450	90	106	.849	43	189	232	82	130-0	28	10	517	7.0
2 Years	99	2084	254	607	.418	126	147	.857	61	252	313	117	166-0	37	17	722	7.3

Three-Point Field Goals: 2007-08, 19-52 (.365); 2008-09, 69-168 (.411); Total 88-220 (.400).

**PLAYOFFS**

YEAR	GP	MINS	FGM	FGA	FG%	FTM	FTA	FT%	OR	DR	TR	AST	PF-D	STL	BS	PTS	PPG
2008	13	375	47	125	.376	26	28	.929	4	19	23	19	32-0	2	1	140	10.8
2009	12	155	16	36	.444	9	11	.818	8	20	28	7	19-0	2	1	43	3.6
2 Years	25	530	63	161	.391	35	39	.897	12	39	51	26	51-0	4	2	183	7.3

Three-Point Field Goals: 2008, 20-62 (.323); 2009, 2-12 (.167); Total 22-74 (.297).

**EARL TATUM**

Height: 6'4"

Weight: 185

Born: July 26, 1953

(Marquette '76)

*Acquired from Detroit on April 12, 1979 to complete earlier deal in which Detroit acquired Jim Brewer.*

YEAR	GP	MINS	FGM	FGA	FG%	FTM	FTA	FT%	OR	DR	TR	AST	PF-D	STL	BS	PTS	PPG
1979-80	33	225	36	94	.383	11	19	.579	11	15	26	20	29-0	16	5	85	2.6

Three-Point Field Goals: 2-6 (.333).

**EDY TAVARES**

Height: 7'3"

Weight: 265

Born: March 22, 1992

(Gran Canaria, Spain '14)

*Signed as a free agent on April 12, 2017.*

YEAR	GP	MINS	FGM	FGA	FG%	FTM	FTA	FT%	OR	DR	TR	AST	PF-D	STL	BS	PTS	PPG
2016-17	1	24	3	4	.750	0	1	.000	4	6	10	1	3-0	0	6	6	6.0

## SEBASTIAN TELFAIR

Height: 6'0"

Weight: 175

Born: June 9, 1985

(Abraham Lincoln HS '04)

Acquired from the Los Angeles Clippers on February 17, 2010 along with Antawn Jamison from the Washington Wizards. In exchange, the Cavaliers sent Zdrunas Ilgauskas, their first round pick in the 2010 NBA Draft and Emir Preldzic, the 57th overall pick in the 2009 NBA Draft, to the Wizards. In addition, the Clippers acquired forward/center Drew Gooden from Washington and Washington acquired Al Thornton.

Year	GP	MINS	FGM	FGA	FG%	FTM	FTA	FT%	OR	DR	TR	AST	PF-D	STL	BS	PTS	PPG
2009-10	4	78	16	35	.457	5	6	.833	0	4	4	12	6-0	2	0	39	9.8

Three-Point Field Goals: 2009-10, 2-9 (.222).

## BILLY THOMAS

Height: 6'5"

Weight: 220

Born: December 23, 1975

(Kansas '98)

Signed two 10-day contracts on February 22, 2008 and March 3, 2008. Signed for the remainder of the season on April 16, 2008.

YEAR	GP	MINS	FGM	FGA	FG%	FTM	FTA	FT%	OR	DR	TR	AST	PF-D	STL	BS	PTS	PPG
2007-08	7	34	4	14	.286	0	0	—	0	2	2	0	4-0	1	0	12	1.7

Three Points Field Goals: 2007-08, 4-13 (.308).

### PLAYOFFS

YEAR	GP	MINS	FGM	FGA	FG%	FTM	FTA	FT%	OR	DR	TR	AST	PF-D	STL	BS	PTS	PPG
2008	3	8	1	2	0.500	1	2	0.500	0	1	1	1	0-0	1	0	3	1.0

## CARL THOMAS

Height: 6'4"

Weight: 195

Born: October 3, 1969

(Eastern Michigan '91)

Signed as a free agent, September 6, 1996. Signed to a 10-day contract on February 2, 1998, to a second 10-day contract on February 12, 1998 and for the remainder of the season on February 22, 1998.

YEAR	GP	MINS	FGM	FGA	FG%	FTM	FTA	FT%	OR	DR	TR	AST	PF-D	STL	BS	PTS	PPG
1996-97	19	77	9	24	.375	1	1	1.000	3	10	13	8	7-0	2	1	21	1.1
1997-98	29	272	27	70	.386	8	13	.615	6	31	37	9	27-0	16	5	77	2.7
2 Years	48	349	36	94	.383	9	14	.643	9	41	50	17	34-0	18	6	98	2.0

Three-Point Field Goals: 1996-97, 2-12 (.167); 1997-98, 15-38 (.395); Total 17-50 (.340).

### PLAYOFFS

YEAR	GP	MINS	FGM	FGA	FG%	FTM	FTA	FT%	OR	DR	TR	AST	PF-D	STL	BS	PTS	PPG
1998	1	11	0	1	.000	2	3	.667	1	0	1	0	2-0	0	0	2	2.0

## ISIAH THOMAS

Height: 5'9"

Weight: 185

Born: February 7, 1989

(Washington '11)

Acquired from the Boston Celtics along with Jae Crowder, the Brooklyn Nets' 2018 unprotected first round pick and Miami Heat's 2020 second round pick in exchange for Kyrie Irving on August 22, 2017.

YEAR	GP	MINS	FGM	FGA	FG%	FTM	FTA	FT%	OR	DR	TR	AST	PF-D	STL	BS	PTS	PPG
2017-18	15	406	70	194	.361	59	68	.868	7	24	31	68	25-0	9	2	221	14.7

Three-Point Field Goals: 22-87 (.253)

## MYCHEL THOMPSON

Height: 6'6"

Weight: 211

Born: June 1, 1988

(Pepperdine '11)

Signed as a free agent on December 9, 2011.

YEAR	GP	MINS	FGM	FGA	FG%	FTM	FTA	FT%	OR	DR	TR	AST	PF-D	STL	BS	PTS	PPG
2011-12	5	94	7	24	.292	0	0	0.000	0	5	5	7	8-0	2	1	18	3.6

Three-Point Field Goals: 2011-12, 4-11 (.364); Total 4-11 (.364).

## PAUL THOMPSON

Height: 6'6"

Weight: 210

Born: May 25, 1961

(Tulane '83)

Drafted by Cleveland in third round, 1983 (50th pick).

YEAR	GP	MINS	FGM	FGA	FG%	FTM	FTA	FT%	OR	DR	TR	AST	PF-D	STL	BS	PTS	PPG
1983-84	82	1731	309	662	.467	115	149	.772	120	192	312	122	192-2	70	37	742	9.0
1984-85	33	715	148	354	.418	45	53	.849	36	80	116	58	77-1	41	20	347	10.5
2 Years	115	2446	457	1016	.450	160	202	.792	156	272	428	180	269-3	111	57	1089	9.5

Three-Point Field Goals: 1983-84, 9-39 (.231); 1984-85, 6-23 (.261); Total 15-62 (.242).

## TRISTAN THOMPSON

Height: 6'9"

Weight: 238

Born: March 13, 1991

(Texas '11)

Selected in the first round (4th overall pick) of the 2011 NBA Draft by the Cleveland Cavaliers.

YEAR	GP	MIN	FGM	FGA	FG%	FTM	FTA	FT%	OR	DR	TR	AST	PF-D	STL	BLK	PTS	PPG
2011-12	60	1420	194	442	.439	106	192	.552	187	202	389	27	134-1	27	62	494	8.2
2012-13	82	2567	390	799	.488	177	291	.608	306	467	773	108	234-0	0	0	0	11.7
2013-14	82	2594	363	761	.477	235	339	.693	269	485	754	72	188-0	0	0	0	11.7
2014-15	82	2194	267	488	.547	159	248	.641	274	383	657	39	189-1	0	0	0	8.5
2015-16	82	2269	247	420	.588	149	242	.616	268	470	738	62	202-0	0	0	0	7.8
2016-17	78	2336	262	437	.600	106	213	.498	286	429	715	77	176-0	0	0	0	8.1
2017-18	53	1072	132	235	.562	43	79	.544	126	226	352	33	102-0	0	0	0	5.8
2018-19	43	1198	201	380	.529	68	106	.642	173	265	438	86	89-0	0	0	0	10.9
2019-20	57	1722	288	562	.512	99	161	.615	226	351	577	120	124-1	0	0	0	12.0
9 Years	619	0	0	0	.518	1142	1871	.610	2115	3278	5393	624	1438-3	317	447	5839	9.4
Three-point field goals: 2011-12, 0-2 (.000); 2012-13, 0-3 (.000); 2013-14, 0-1 (.000); 2016-17, 0-3 (.000); 2019-20, 9-23 (.391); Total, 9-32 (.281)																	

### PLAYOFFS

YEAR	GP	MIN	FGM	FGA	FG%	FTM	FTA	FT%	OR	DR	TR	AST	PF-D	STL	BLK	PTS	PPG
2015	0	0	0	0	.558	0	0	.585	0	0	0	0	50-0	0	0	0	9.6
2016	0	0	0	0	.527	0	0	.586	0	0	0	0	55-0	0	0	0	6.7
2017	18	562	54	92	.587	40	60	.667	69	81	150	26	36-0	0	0	0	8.2
2018	19	416	49	83	.590	20	27	.741	44	68	112	11	26-0	0	0	0	6.2
4 Years	0	0	0	0	.564	0	0	.620	0	0	0	0	167-0	0	0	0	7.7

## NATE THURMOND

Height: 6'11"

Weight: 230

Born: July 25, 1941

(Bowling Green '63)

Traded by Chicago with Rowland Garrett for Steve Patterson and Eric Fernsten, November 27, 1975.

YEAR	GP	MINS	FGM	FGA	FG%	FTM	FTA	FT%	OR	DR	TR	AST	PF-D	STL	BS	PTS	PPG
1975-76	65	1133	122	292	.418	54	105	.514	101	243	344	68	145-1	18	86	298	4.6
1976-77	49	997	100	246	.407	68	106	.642	121	253	374	83	128-2	16	81	268	5.5
2 Years	114	2130	222	538	.413	122	211	.578	222	496	718	151	273-3	34	167	566	5.0

### PLAYOFFS

YEAR	GP	MINS	FGM	FGA	FG%	FTM	FTA	FT%	OR	DR	TR	AST	PF-D	STL	BS	PTS	PPG
1976	13	375	37	79	.468	13	32	.406	38	79	117	28	52-2	6	29	87	6.7
1977	1	1	0	0	---	0	0	---	0	1	1	0	0-0	0	1	0	0.0
2 Years	14	376	37	79	.468	13	32	.406	38	80	118	28	52-2	6	30	87	6.2

## DARREN TILLIS

Height: 6'11"

Weight: 215

Born: February 23, 1960

(Cleveland State '82)

Traded by Boston with a 1983 first round draft choice and cash for Scott Wedman, January 14, 1983.

YEAR	GP	MINS	FGM	FGA	FG%	FTM	FTA	FT%	OR	DR	TR	AST	PF-D	STL	BS	PTS	PPG
1982-83	37	482	69	158	.437	14	22	.636	37	84	121	18	68-3	8	28	152	4.1

## SEDRIC TONEY

Height: 6'2"

Weight: 178

Born: April 13, 1962

(Dayton '85)

Signed as a free agent, November 9, 1993.

YEAR	GP	MINS	FGM	FGA	FG%	FTM	FTA	FT%	OR	DR	TR	AST	PF-D	STL	BS	PTS	PPG
1993-94	12	64	2	13	.154	2	2	1.000	1	2	3	11	8-0	0	0	6	0.5
Three-Point Field Goals: 0-1 (.000).																	

## ROBERT TRAYLOR

Height: 6'8"

Weight: 284

Born: February 1, 1977

(Michigan '98)

Acquired from the Milwaukee Bucks in a three-way trade on June 27, 2000. The Cavs also acquired J.R. Reid from Milwaukee, while the Golden State Warriors received Bob Sura from Cleveland and Vinny Del Negro from the Bucks. Milwaukee received Jason Caffey and Billy Owens to complete the transaction. Signed as a free agent on August 5, 2004.

YEAR	GP	MINS	FGM	FGA	FG%	FTM	FTA	FT%	OR	DR	TR	AST	PF-D	STL	BS	PTS	PPG
2000-01	70	1212	161	324	.497	80	141	.567	124	176	300	63	204-3	49	76	402	5.7
2004-05	74	1327	177	399	.444	55	102	.539	136	196	332	61	215-2	54	50	409	5.5
2 Years	144	2539	338	723	.467	135	243	.556	260	372	632	124	419-5	103	126	811	5.6
Three-Point Field Goals: 2000-01, 0-2 (.000); 2004-05, 0-8 (.000); Totals, 0-10 (.000)																	

## JEFF TREPAGNIER

Height: 6'4"

Weight: 200

Born: July 11, 1979

(Southern California '01)

Drafted by Cleveland in second round, 2001 (36th pick).

YEAR	GP	MINS	FGM	FGA	FG%	FTM	FTA	FT%	OR	DR	TR	AST	PF-D	STL	BS	PTS	PPG
2001-02	12	77	7	23	.304	4	7	.571	3	9	12	12	8-0	8	4	18	1.5
Three-Point Field Goals: 2001-02, 0-1 (.000).																	

**MELVIN TURPIN**

Height: 6'11"

Weight: 260

Born: December 28, 1960

(Kentucky '84)

Traded by Washington for Tim McCormick and Cliff Robinson, June 19, 1984.

YEAR	GP	MINS	FGM	FGA	FG%	FTM	FTA	FT%	OR	DR	TR	AST	PF-D	STL	BS	PTS	PPG
1984-85	79	1949	363	711	.511	109	139	.784	155	297	452	36	211-3	38	87	835	10.6
1985-86	80	2292	456	838	.544	185	228	.811	182	374	556	55	260-6	65	106	1097	13.7
1986-87	64	801	169	366	.462	55	77	.714	62	128	190	33	90-1	11	40	393	6.1
3 Years	223	5042	988	1915	.516	349	444	.786	399	799	1198	124	561-10	114	233	2325	10.4
Three-Point Field Goals: 1985-86, 0-4 (.000).																	

**PLAYOFFS**

YEAR	GP	MINS	FGM	FGA	FG%	FTM	FTA	FT%	OR	DR	TR	AST	PF-D	STL	BS	PTS	PPG
1985	4	45	12	19	.632	1	2	.500	3	5	8	0	3-0	4	1	25	6.3

**BEN UZOH**

Height: 6'3"

Weight: 205

Born: March 18, 1988

(Tulsa '10)

Signed as a free agent on February 10, 2012

YEAR	GP	MINS	FGM	FGA	FG%	FTM	FTA	FT%	OR	DR	TR	AST	PF-D	STL	BS	PTS	PPG
2011-12	2	12	2	5	.400	0	0	0.000	2	2	4	71	1-0	1	1	4	2.0
Three-Point Field Goals: 2011-12, 0-0 (.000); Total 0-0 (.000).																	

**DARNELL VALENTINE**

Height: 6'11"

Weight: 183

Born: February 3, 1959

(Kansas '81)

Traded by Miami for a 1990 second round draft choice, June 23, 1988. Signed as a free agent, December 3, 1990.

YEAR	GP	MINS	FGM	FGA	FG%	FTM	FTA	FT%	OR	DR	TR	AST	PF-D	STL	BS	PTS	PPG
1988-89	77	1086	136	319	.426	91	112	.813	22	81	103	174	88-0	57	7	366	4.8
1990-91	65	1841	230	496	.464	143	172	.831	37	135	172	351	170-2	98	12	609	9.4
2 Years	142	2927	366	815	.449	234	284	.824	59	216	275	525	258-2	155	19	975	6.9
Three-Point Field Goals: 1988-89, 3-14 (.214); 1990-91, 6-25 (.240); Total 9-39 (.231).																	

**PLAYOFFS**

YEAR	GP	MINS	FGM	FGA	FG%	FTM	FTA	FT%	OR	DR	TR	AST	PF-D	STL	BS	PTS	PPG
1989	5	80	7	20	.350	7	8	.875	3	4	7	16	7-0	5	0	21	4.2

**DENZEL VALENTINE**

Height: 6-4"

Weight: 210

Born: November 16, 1993

(Michigan State '16)

Signed as a free agent with Cleveland on September 22, 2021

YEAR	GP	MIN	FGM	FGA	FG%	FTM	FTA	FT%	OR	DR	TR	AST	PF-D	STL	BLK	PTS	PPG
2021-22	22	204	23	62	.371	0	0	-	9	29	38	11	17-0	7	0	64	2.9
Three-point field goals: 18-44 (.409)																	

**ANDERSON VAREJAO**

Height: 6'11"

Weight: 273

Born: September 28, 1982

(F.C. Barcelona '04)

Acquired in a trade along with Drew Gooden and Steven Hunter on July 23, 2004 from the Orlando Magic in exchange for Tony Battie and two future second round picks; Signed a 10-day contract with Cleveland on May 4, 2021.

YEAR	GP	MIN	FGM	FGA	FG%	FTM	FTA	FT%	OR	DR	TR	AST	PF-D	STL	BLK	PTS	PPG
2004-05	54	863	99	193	.513	68	127	.535	109	148	257	27	122-0	41	38	266	4.9
2005-06	48	763	79	150	.527	61	119	.513	77	158	235	19	118-2	31	19	219	4.6
2006-07	81	1931	191	401	.476	165	268	.616	191	354	545	75	269-2	76	52	547	6.8
2007-08	48	1317	136	295	.461	49	82	.598	134	265	399	53	134-1	37	26	321	6.7
2008-09	81	2313	270	504	.536	154	250	.616	166	415	581	81	239-2	75	66	694	8.6
2009-10	76	2164	267	467	.572	116	175	.663	189	389	578	87	223-2	71	67	651	8.6
2010-11	31	993	114	216	.528	54	81	.667	98	203	301	45	87-0	27	38	282	9.1
2011-12	25	785	114	222	.514	43	64	.672	109	178	287	43	62-0	35	17	271	10.8
2012-13	25	901	138	289	.478	77	102	.755	138	223	361	84	68-0	37	14	353	14.1
2013-14	65	1800	227	459	.495	92	135	.681	187	442	629	140	164-2	69	39	546	8.4
2014-15	26	636	111	200	.555	33	45	.733	57	113	170	35	58-0	19	16	255	9.8
2015-16	31	310	32	76	.421	16	21	.762	24	67	91	20	35-0	11	5	80	2.6
2020-21	5	36	4	16	.250	5	9	.556	7	13	20	3	3-0	0	2	13	2.6
13 Years	596	14812	1782	3488	.511	933	1478	.631	1486	2968	4454	712	1582-11	529	399	4498	7.5

Three-point field goals: 2004-05, 0-2 (.000); 2005-06, 0-1 (.000); 2006-07, 0-9 (.000); 2007-08, 0-2 (.000); 2008-09, 0-2 (.000); 2009-10, 1-5 (.200); 2010-11, 0-2 (.000); 2011-12, 0-4 (.000); 2012-13, 0-5 (.000); 2013-14, 0-7 (.000); 2014-15, 0-2 (.000); 2015-16, 0-1 (.000); 2020-21, 0-1 (.000); Total, 1-43 (.023).

**PLAYOFFS**

YEAR	GP	MIN	FGM	FGA	FG%	FTM	FTA	FT%	OR	DR	TR	AST	PF	STL	BLK	PTS	PPG
2005-06	13	237	31	50	.620	26	37	.703	18	40	58	3	50	9	2	88	6.8
2006-07	20	448	46	90	.511	27	48	.563	46	73	119	11	53	21	11	119	6.0
2007-08	13	240	22	54	.407	9	21	.429	20	47	67	9	30	8	1	53	4.1
2008-09	14	420	41	82	.500	15	22	.682	41	49	90	8	49	18	16	97	6.9
2009-10	11	255	20	48	.417	23	31	.742	22	49	71	7	38	11	9	63	5.7
5 Years	71	1600	160	324	.494	100	159	.629	147	258	405	38	220	67	39	420	5.9
Three-point field goals: 2005-06, 0-0 (---); 2006-07, 0-4 (.000); 2007-08, 0-0 (---); 2008-09, 0-0 (---); 2009-10, 0-1 (.000)																	

**GARY VOCE**

Height: 6'9"

Weight: 225

Born: November 24, 1965

(Notre Dame '88)

Signed as a free agent, October 5, 1989.

YEAR	GP	MINS	FGM	FGA	FG%	FTM	FTA	FT%	OR	DR	TR	AST	PF-D	STL	BS	PTS	PPG
1989-90	1	4	1	3	.333	0	0	—	2	0	2	0	0-0	0	0	2	2.0

**DWYANE WADE**

Height: 6'4"

Weight: 220

Born: January 17, 1982

(Marquette '03)

Signed as a free agent on September 27, 2017.

YEAR	GP	MINS	FGM	FGA	FG%	FTM	FTA	FT%	OR	DR	TR	AST	PF-D	STL	BS	PTS	PPG
2017-18	46	1069	198	435	.455	94	134	.701	39	142	181	163	84-0	42	32	513	11.2

Three-Point Field Goals: 23-70 (.329)

**DAJUAN WAGNER**

Height: 6'2"

Weight: 200

Born: Feb. 4, 1983

(Memphis '02)

Drafted by Cleveland in first round, 2002 (sixth overall).

YEAR	GP	MINS	FGM	FGA	FG%	FTM	FTA	FT%	OR	DR	TR	AST	PF-D	STL	BS	PTS	PPG
2002-03	47	1385	223	605	.369	128	160	.800	20	62	82	130	107-2	38	7	629	13.4
2003-04	44	708	112	306	.366	32	47	.681	9	49	58	51	89-0	26	7	287	6.5
2004-05	11	102	18	55	.327	3	4	.750	0	2	2	13	15-0	5	0	44	4.0

3 Years 102 2195 353 966 .365 163 211 .773 29 113 142 194 211-2 69 14 960 9.4

Three-Point Field Goals: 2002-03, 55-174 (.316); 2003-04, 31-86 (.360); 2004-05, 5-26 (.192); Total, 91-286 (.318).

**DION WAITERS**

Height: 6'4"

Weight: 225

Born: December 10, 1991

(Syracuse '12)

Selected by the Cleveland Cavaliers in the first round (4th overall pick) of the 2012 NBA Draft

YEAR	GP	MINS	FGM	FGA	FG%	FTM	FTA	FT%	OR	DR	TR	AST	PF-D	STL	BS	PTS	PPG
2012-13	61	1756	336	815	.412	159	213	.746	22	127	149	183	113-0	59	16	894	14.7
2013-14	70	2072	430	993	.433	161	235	.685	32	163	195	209	153-0	63	17	1113	15.9
2014-15	33	786	138	342	.404	47	60	.778	12	45	57	74	59-0	44	10	345	10.5

3 Years 164 4614 904 2150 .420 367 508 .722 66 335 401 466 325-0 166 43 2352 14.3

Three-Point Field Goals: 2012-13, 63-203 (.310); 2013-14, 92-250 (.368); 2014-15, 22-86 (.256)

**CLARENCE FOOTS WALKER**

Height: 6'1"

Weight: 170

Born: May 21, 1951

(West Georgia '74)

Drafted by Cleveland in third round, 1974 (38th pick).

YEAR	GP	MINS	FGM	FGA	FG%	FTM	FTA	FT%	OR	DR	TR	AST	PF-D	STL	BS	PTS	PPG
1974-75	72	1070	111	275	.404	80	117	.684	47	99	146	192	126-0	80	7	302	4.2
1975-76	81	1280	143	369	.388	84	108	.778	53	129	182	288	136-0	98	5	370	4.6
1976-77	62	1216	157	349	.450	89	115	.774	55	105	160	254	124-1	83	4	403	6.5
1977-78	81	2496	287	641	.448	159	221	.719	76	218	294	453	218-0	176	24	733	9.0
1978-79	55	1753	208	448	.464	137	175	.783	59	139	198	321	153-0	130	18	553	10.1
1979-80	76	2422	258	568	.454	195	243	.802	78	209	287	607	202-2	155	12	712	9.4

6 Years 427 10237 1164 2650 .439 744 979 .760 368 899 1267 2115 959-3 722 70 3073 7.2

Three-Point Field Goals: 1979-80, 1-9 (.111).

**PLAYOFFS**

YEAR	GP	MINS	FGM	FGA	FG%	FTM	FTA	FT%	OR	DR	TR	AST	PF-D	STL	BS	PTS	PPG
1976	13	125	11	27	.407	8	10	.800	5	11	16	23	17-0	7	1	30	2.3
1977	3	95	18	37	.486	11	15	.733	4	8	12	20	12-0	4	1	47	15.7
1978	2	70	10	26	.385	5	5	1.000	5	2	7	10	7-0	3	2	25	12.5

3 Years 18 290 39 90 .433 24 30 .800 14 21 35 53 36-0 14 4 102 5.7

**BEN WALLACE**

Height: 6'9"

Weight: 240

Born: September 10, 1974

(Virginia Union '96)

Acquired along with Joe Smith from the Chicago Bulls and Wally Szczerbiak and Delonte West from the Seattle Supersonics on February 21, 2008. In exchange, the Cavaliers sent Larry Hughes, Drew Gooden, Cedric Simmons, and Shannon Brown to the Bulls and Ira Newble and Donyell Marshall to the Sonics. In addition, Cleveland acquired Chicago's 2009 second round pick and Seattle acquired Adrian Griffin from the Bulls.

YEAR	GP	MINS	FGM	FGA	FG%	FTM	FTA	FT%	OR	DR	TR	AST	PF-D	STL	BS	PTS	PPG
2007-08	22	578	37	81	.457	19	44	.432	59	104	163	13	35-0	19	37	93	4.2
2008-09	56	1317	69	155	.445	27	64	.422	136	226	362	44	82-0	48	75	165	2.9

2 Years 78 1895 106 236 .449 46 108 .426 195 330 525 57 117-0 67 112 258 3.3

**PLAYOFFS**

YEAR	GP	MINS	FGM	FGA	FG%	FTM	FTA	FT%	OR	DR	TR	AST	PF-D	STL	BS	PTS	PPG
2008	13	304	17	33	.515	7	20	.350	32	52	84	15	26-0	8	14	41	3.2
2009	14	177	8	13	.615	0	6	0.000	18	20	38	4	13-0	4	4	16	1.1

2 Years 27 481 25 46 .543 7 26 .269 50 72 122 19 39-0 12 18 57 2.1

## LUKE WALTON

Height: 6'8"

Weight: 235

Born: March 28, 1980

(Arizona '03)

Acquired in a trade from the Los Angeles Lakers on March 15, 2012 along with Jason Kapono and the Lakers 2012 first-round draft pick and the rights to swap the Cavs' least favorable first round pick in the 2013 NBA Draft with the Lakers and cash considerations. In exchange, the Cavaliers sent Ramon Sessions and Christian Eyenga to the Lakers

YEAR	GP	MINS	FGM	FGA	FG%	FTM	FTA	FT%	OR	DR	TR	AST	PF-D	STL	BS	PTS	PPG
2011-12	21	301	18	51	.353	0	0	0.000	7	28	35	30	9-0	3	1	43	2.0
2012-13	50	855	71	181	.392	10	20	.500	38	107	145	166	98-0	42	13	172	3.4
2 years	71	1156	89	232	.384	10	20	.500	45	135	180	196	85-0	45	14	215	3.0

Three-Point Field Goals: 2011-12, 20-67 (.299); 2012-13, 7-16 (.438); Total 27-83 (.325).

## CORNELL WARNER

Height: 6'9"

Weight: 220

Born: August 12, 1948

(Jackson State '70)

Signed as a free agent, November 4, 1972.

YEAR	GP	MINS	FGM	FGA	FG%	FTM	FTA	FT%	OR	DR	TR	AST	PF-D	STL	BS	PTS	PPG
1972-73	68	1323	166	404	.411	58	88	.659	—	—	507	66	172-3	—	—	390	5.7
1973-74	5	49	2	13	.154	4	1	1.000	5	12	17	4	7-0	0	2	8	1.6
2 Years	73	1372	168	417	.403	62	92	.674	5	12	524	70	179-3	0	2	398	5.5

## JOHN WARREN

Height: 6'3"

Weight: 180

Born: July 7, 1947

(St. John's '69)

Selected from New York in expansion draft, May 11, 1970.

YEAR	GP	MINS	FGM	FGA	FG%	FTM	FTA	FT%	OR	DR	TR	AST	PF-D	STL	BS	PTS	PPG
1970-71	82	2610	380	899	.423	180	217	.829	—	—	344	347	299-13	—	—	940	11.5
1971-72	68	969	144	345	.417	49	58	.845	—	—	133	91	92-0	—	—	337	5.0
1972-73	40	290	54	111	.486	18	19	.947	—	—	42	34	45-0	—	—	126	3.2
1973-74	69	790	132	291	.454	35	41	.854	42	86	128	62	117-1	27	6	299	4.3
4 Years	259	4659	710	1646	.431	282	335	.842	42	86	647	534	553-14	27	6	1702	6.6

## BOBBY WASHINGTON

Height: 6'0"

Weight: 175

Born: July 11, 1947

(Eastern Kentucky '69)

Obtained from Milwaukee on waivers, December 12, 1970.

YEAR	GP	MINS	FGM	FGA	FG%	FTM	FTA	FT%	OR	DR	TR	AST	PF-D	STL	BS	PTS	PPG
1970-71	47	823	123	310	.397	104	140	.743	—	—	105	190	105-0	—	—	350	7.4
1971-72	69	967	123	309	.398	104	128	.813	—	—	129	223	135-1	—	—	350	5.1
2 Years	116	1790	246	619	.397	208	268	.776	—	—	234	413	240-1	—	—	700	6.0

## RICHARD WASHINGTON

Height: 6'11"

Weight: 225

Born: July 15, 1955

(UCLA '76)

Traded by Dallas with Jerome Whitehead for Bill Robinzine and two first round draft choices (1983 and 1986), October 30, 1980.

YEAR	GP	MINS	FGM	FGA	FG%	FTM	FTA	FT%	OR	DR	TR	AST	PF-D	STL	BS	PTS	PPG
1981-82	69	1505	289	630	.459	102	136	.750	133	236	369	113	246-3	41	54	681	9.9
1982-83	18	313	50	115	.435	9	15	.600	32	43	75	15	51-0	8	2	109	6.1
2 Years	87	1818	339	745	.455	111	151	.735	165	279	444	128	297-3	49	56	790	9.1

Three-Point Field Goals: 1981-82, 1-2 (.500); 1982-83, 0-2 (.000); Total 1-4 (.250).

## CLARENCE WEATHERSPOON

Height: 6'7"

Weight: 265

Born: September 8, 1970

(Southern Mississippi '92)

Acquired from the Miami Heat in a three-way trade on August 30, 2000. The Cavs also acquired Chris Gatling from Miami and Gary Grant from the Portland Trail Blazers. Portland received Shawn Kemp from Cleveland, Miami acquired Brian Grant from the Trail Blazers and the Cavs obtained a first-round draft pick and cash considerations to complete the trade.

YEAR	GP	MINS	FGM	FGA	FG%	FTM	FTA	FT%	OR	DR	TR	AST	PF-D	STL	BS	PTS	PPG
2000-01	82	2774	347	692	.501	230	291	.790	223	573	796	103	171-0	85	105	924	11.3

## SCOTT WEDMAN

Height: 6'7"

Weight: 215

Born: July 28, 1952

(Colorado '74)

Signed as a free agent, June 2, 1981.

YEAR	GP	MINS	FGM	FGA	FG%	FTM	FTA	FT%	OR	DR	TR	AST	PF-D	STL	BS	PTS	PPG
1981-82	54	1638	260	589	.441	66	90	.733	128	176	304	133	189-4	73	14	591	10.9
1982-83	35	1290	280	583	.480	65	77	.844	69	139	208	86	145-5	23	11	634	18.1
2 Years	89	2928	540	1172	.461	131	167	.784	197	315	512	219	334-9	96	25	1225	13.8

Three-Point Field Goals: 1981-82, 5-23 (.217); 1982-83, 9-22 (.409); Total 14-45 (.311).

## JIRI WELSCH

Height: 6'7"

Weight: 208

Born: January 27, 1980

(Czech Republic)

Acquired on Feb. 24, 2005 from the Boston Celtics in exchange for a future first-round draft pick.

YEAR	GP	MINS	FGM	FGA	FG%	FTM	FTA	FT%	OR	DR	TR	AST	PF-D	STL	BS	PTS	PPG
2004-05	16	192	12	51	.235	20	28	.714	6	22	28	19	16-0	5	0	46	2.9

Three-Point Field Goals: 2-11 (.182)



DAVID WESLEY																	
Height: 6'1"		Weight: 205			Born: November 14, 1970										(Baylor '92)		
<i>Signed as a free agent by the Cavaliers on September 5, 2006.</i>																	
YEAR	GP	MINS	FGM	FGA	FG%	FTM	FTA	FT%	OR	DR	TR	AST	PF-D	STL	BS	PTS	PPG
2006-07	35	352	22	75	.293	20	28	.714	3	32	35	37	32-0	12	4	73	2.1
Three-Point Field Goals: 2006-07, 9-38 (.237); Total 9-38 (.237).																	

WALT WESLEY																	
Height: 6'11"			Weight: 230			Born: April 25, 1945			(Kansas '66)								
Selected from Chicago in expansion draft, May 11, 1970.																	
YEAR	GP	MINS	FGM	FGA	FG%	FTM	FTA	FT%	OR	DR	TR	AST	PF-D	STL	BS	PTS	PPG
1970-71	82	2425	565	1241	.455	325	473	.687	—	—	713	83	295-5	—	—	1455	17.7
1971-72	82	2185	412	1006	.410	196	291	.674	—	—	711	76	254-4	—	—	1020	12.4
1972-73	12	110	14	47	.298	8	12	.667	—	—	38	7	21-0	—	—	36	3.0
3 Years	176	4720	991	2294	.432	529	776	.682	—	—	1462	166	561-9	—	—	2511	14.3

DELONTE WEST																	
Height: 6'3"			Weight: 190			Born: July 26, 1983			(St. Joseph's '04)								
<i>Acquired along with Wally Szczerbiak from the Sonics and Ben Wallace and Joe Smith from the Chicago Bulls on February 21, 2008. In exchange, the Cavaliers sent Larry Hughes, Drew Gooden, Cedric Simmons, and Shannon Brown to the Bulls and Ira Newble and Donyell Marshall to the Sonics. In addition, Cleveland acquired Chicago's 2009 second round pick and Seattle acquired Adrian Griffin from the Bulls.</i>																	
YEAR	GP	MINS	FGM	FGA	FG%	FTM	FTA	FT%	OR	DR	TR	AST	PF-D	STL	BS	PTS	PPG
2007-08	26	805	99	225	.440	41	52	.878	18	79	97	116	59-1	29	19	268	10.3
2008-09	64	2152	285	624	.457	90	108	.833	31	172	203	226	125-1	94	13	751	11.7
2009-10	60	1500	194	436	.445	115	142	.810	29	140	169	196	86-0	55	28	528	8.8
3 Years	150	4457	578	1285	.450	246	302	.815	78	391	469	538	166-0	178	60	1547	10.3
Three-Point Field Goals: 2007-08, 29-79 (.367); 2008-09, 91-228 (.399); 2009-10, 25-77 (.325); Total 145-384 (.378).																	

PLAYOFFS																	
YEAR	GP	MINS	FGM	FGA	FG%	FTM	FTA	FT%	OR	DR	TR	AST	PF-D	STL	BS	PTS	PPG
2008	13	375	44	110	.400	35	41	.854	8	35	43	54	40-0	15	6	141	10.8
2009	14	155	73	157	.465	35	42	.833	6	43	49	58	28-0	19	7	193	13.8
2010	11	155	28	67	.418	15	16	.938	6	15	21	29	16-0	9	3	74	6.7
3 Years	38	685	145	334	.434	85	99	.859	20	93	113	141	84-0	43	16	408	10.7
Three-Point Field Goals: 2008, 18-42 (.429); 2009, 12-36(.333); 2010 3-19 (.158); Total 33-97 (.340).																	

MARK WEST																	
Height: 6'10"		Weight: 246			Born: November 5, 1960										(Old Dominion '83)		
Signed as a free agent, November 25, 1984. Re-signed as a free agent, August 9, 1996.																	
YEAR	GP	MINS	FGM	FGA	FG%	FTM	FTA	FT%	OR	DR	TR	AST	PF-D	STL	BS	PTS	PPG
1984-85	65	882	106	193	.549	41	85	.482	89	161	250	15	193-7	13	48	253	3.9
1985-86	67	1172	113	209	.541	54	103	.524	97	225	322	20	235-6	27	62	280	4.2
1986-87	78	1333	209	385	.543	89	173	.514	126	213	339	41	229-5	22	81	507	6.5
1987-88	54	1183	182	316	.576	95	153	.621	83	198	281	50	158-2	25	79	459	8.5
1996-97	70	959	100	180	.556	27	56	.482	69	117	186	10	142-0	11	55	227	3.2
5 Years	334	5529	710	1283	.553	306	570	.537	464	914	1378	136	957-20	98	325	1726	5.2
Three-Point Field Goals: 1984-85, 0-1 (.000); 1986-87, 0-2 (.000); Total 0-3 (.000)																	

PLAYOFFS																		
YEAR	GP	MINS	FGM	FGA	FG%	FTM	FTA	FT%	OR	DR	TR	AST	PF-D	STL	BS	PTS	PPG	
1985	4	68	3	5	.600	2	5	.400	5	13	18	4	19-0	2	0	8	2.0	

ENNIS WHATLEY

Height: 6'3"

Weight: 175

Born: August 11, 1962

(Alabama '85)

Traded by Chicago with draft rights to Keith Lee for draft rights to Charles Oakley and Calvin Duncan, June 18, 1985.

YEAR	GP	MINS	FGM	FGA	FG%	FTM	FTA	FT%	OR	DR	TR	AST	PF-D	STL	BS	PTS	PPG
1985-86	8	66	9	19	.474	4	7	.571	2	5	7	13	8-0	5	0	22	2.8

JEROME WHITEHEAD

Height: 6'10"Weight: 220Born: September 30, 1956(Marquette '77)

Traded by Dallas with Richard Washington for Bill Robinson and two first round draft choices (1983 and 1986), October 30, 1980.

YEAR	GP	MINS	FGM	FGA	FG%	FTM	FTA	FT%	OR	DR	TR	AST	PF-D	STL	BS	PTS	PPG
1980-81	3	8	1	3	.333	0	0	—	2	1	3	0	6-0	1	0	2	0.7

**LENNY WILKENS**

Height: 6'1"

Weight: 185

Born: October 28, 1937

(Providence '60)

*Traded with Barry Clemens by Seattle for Butch Beard, August 23, 1972.*

4 1972-73	75	2973	572	1275	.449	394	476	.828	—	—	346	628	221-1	—	—	1538	20.5
1973-74	74	2483	462	994	.465	289	361	.801	80	197	277	522	165-2	97	17	1213	16.4
2 Years	149	5456	1034	2269	.456	683	837	.816	80	197	623	1150	386-4	97	17	2751	18.5

**ALL-STAR GAME**

YEAR	GP	MINS	FGM	FGA	FG%	FTM	FTA	FT%	OR	DR	TR	AST	PF-D	STL	BS	PTS	PPG
1973	1	24	3	8	.375	1	2	.500	—	—	2	1	1-0	—	—	7	7.0

**BOBBY WILKERSON**

Height: 6'7"

Weight: 200

Born: August 15, 1954

(Indiana '76)

*Signed as a free agent, June 20, 1981.*

YEAR	GP	MINS	FGM	FGA	FG%	FTM	FTA	FT%	OR	DR	TR	AST	PF-D	STL	BS	PTS	PPG
1981-82	65	1805	284	679	.418	145	185	.784	60	190	250	237	188-3	92	25	716	11.0
1982-83	77	1702	213	511	.417	93	124	.750	62	180	242	189	157-0	68	16	519	6.7
2 Years	142	3507	497	1190	.418	238	309	.770	122	370	492	426	345-3	160	41	1235	8.7

Three-Point Field Goals: 1981-82, 3-18 (.167); 1982-83, 0-4 (.000); Total 3-22 (.136).

**GERALD WILKINS**

Height: 6'6"

Weight: 210

Born: September 11, 1963

(Tennessee-Chattanooga '85)

*Signed as a free agent, October 8, 1992.*

YEAR	GP	MINS	FGM	FGA	FG%	FTM	FTA	FT%	OR	DR	TR	AST	PF-D	STL	BS	PTS	PPG
1992-93	80	2079	361	797	.453	152	181	.840	74	140	214	183	154-1	78	18	890	11.1
1993-94	82	2768	446	975	.457	194	250	.776	106	197	303	255	186-0	105	38	1170	14.3
1994-95	DID NOT PLAY — INJURED																

3 Years 162 4847 807 1772 .455 346 431 .803 180 337 517 438 340-1 183 56 2060 12.7

Three-Point Field Goals: 1992-93, 16-58 (.276); 1993-94, 84-212 (.396); Total 100-270 (.370).

**PLAYOFFS**

YEAR	GP	MINS	FGM	FGA	FG%	FTM	FTA	FT%	OR	DR	TR	AST	PF-D	STL	BS	PTS	PPG
1993	9	236	38	87	.437	13	17	.765	6	10	16	24	16-0	9	2	93	10.3
1994	3	126	20	45	.444	14	16	.875	3	10	13	10	6-0	3	0	61	20.3
2 Years	12	362	58	132	.439	27	33	.818	9	20	29	34	22-0	12	2	154	12.8

Three-Point Field Goals: 1993, 4-12 (.333); 1994, 7-16 (.438); Total 11-28 (.393).

**MIKE WILKS**

Height: 5'10"

Weight: 180

Born: May 7, 1979

(Rice '01)

*Signed as a free agent on October 3, 2005.*

YEAR	GP	MINS	FGM	FGA	FG%	FTM	FTA	FT%	OR	DR	TR	AST	PF-D	STL	BS	PTS	PPG
2005-06	37	243	17	59	.288	6	12	.500	6	21	27	18	27-0	8	1	42	1.1

Three-Point Field Goals: 2-14 (.143).

**CHUCKIE WILLIAMS**

Height: 6'3"

Weight: 180

Born: December 31, 1953

(Kansas State '76)

*Drafted by Cleveland in first round, 1976 (15th pick).*

YEAR	GP	MINS	FGM	FGA	FG%	FTM	FTA	FT%	OR	DR	TR	AST	PF-D	STL	BS	PTS	PPG
1976-77	22	65	14	47	.298	9	12	.750	3	1	4	7	0-0	1	0	37	1.7

**DERON WILLIAMS**

Height: 6'3"

Weight: 200

Born: June 26, 1984

(Illinois '05)

*Signed as a free agent on Feb. 27, 2017*

YEAR	GP	MINS	FGM	FGA	FG%	FTM	FTA	FT%	OR	DR	TR	AST	PF-D	STL	BS	PTS	PPG
2016-17	24	486	68	147	.463	21	25	.840	1	44	45	86	42-0	6	6	179	7.5

Three-Point Field Goals: 22-53 (.415)

**PLAYOFFS**

YEAR	GP	MIN	FGM	FGA	FG%	FTM	FTA	FT%	OR	DR	TR	AST	PF	STL	BLK	PTS	PPG
2016-17	18	262	28	64	.438	10	11	.909	3	20	23	38	29	10	1	78	4.3

Three-Point Field Goals: 12-31 (.387)

**DERRICK WILLIAMS**

Height: 6'8"

Weight: 245

Born: May 25, 1991

(Arizona '11)

*Signed as a free agent on Mar. 4, 2017*

YEAR	GP	MIN	FGM	FGA	FG%	FTM	FTA	FT%	OR	DR	TR	AST	PF-D	STL	BS	PTS	PPG
2016-17	25	427	54	107	.505	27	39	.692	3	54	57	14	27-0	5	2	156	6.2

Three-Point Field Goals: 21-52 (.404)

**PLAYOFFS**

YEAR	GP	MIN	FGM	FGA	FG%	FTM	FTA	FT%	OR	DR	TR	AST	PF	STL	BLK	PTS	PPG
2016-17	8	38	8	15	.533	2	2	1.000	1	2	3	4	0	0	1	21	2.6

Three-Point Field Goals: 3-5 (.600)

**ERIC WILLIAMS**

Height: 6'8"

Weight: 220

Born: July 17, 1972

(Providence '95)

*Acquired along with Tony Battie and Kedrick Brown on December 15, 2003 from the Boston Celtics in exchange for Ricky Davis, Chris Mihm, Michael Stewart and a second-round pick.*

YEAR	GP	MIN	FGM	FGA	FG%	FTM	FTA	FT%	OR	DR	TR	AST	PF-D	STL	BS	PTS	PPG
2003-04	50	1373	154	421	.366	137	174	.787	44	147	191	95	128-0	48	8	469	9.4

Three-Point Field Goals: 2003-04, 24-95 (.253).

**JAWAD WILLIAMS**

Height: 6'9"

Weight: 220

Born: February, 19, 1983

(North Carolina '05)

*Signed as a free agent on April 9, 2009.*

YEAR	GP	MIN	FGM	FGA	FG%	FTM	FTA	FT%	OR	DR	TR	AST	PF-D	STL	BS	PTS	PPG
2008-09	10	22	5	12	.417	0	0	---	1	1	2	0	2-0	1	0	12	1.2
2009-10	54	742	81	206	.393	32	45	.711	16	67	83	34	73-0	12	5	224	4.1
2010-11	26	391	41	126	.325	9	12	.750	7	41	48	22	34-0	9	3	104	4.0
3 Years	90	1155	127	344	.369	41	57	.719	24	109	133	56	109-0	22	8	340	3.8

Three-Point Field Goals: 2008-09, 2-6 (.333); 2009-10, 30-93 (.323); 2010-11, 13-45 (.289); Total 45-144 (.313).

**PLAYOFFS**

YEAR	GP	MIN	FGM	FGA	FG%	FTM	FTA	FT%	OR	DR	TR	AST	PF-D	STL	BS	PTS	PPG
2010	3	4	0	2	.000	0	0	---	0	0	0	0	1-0	0	0	0	0.0

Three-Point Field Goals: 2010, 0-2 (.000)

**JOHN WILLIAMS**

Height: 6'11"

Weight: 245

Born: August 9, 1962

(Tulane '85)

*Drafted by Cleveland in second round, 1985 (45th pick). Signed a contract with the Cavs, June 16, 1986.*

YEAR	GP	MIN	FGM	FGA	FG%	FTM	FTA	FT%	OR	DR	TR	AST	PF-D	STL	BS	PTS	PPG
1986-87	80	2714	435	897	.485	298	400	.745	222	407	629	154	197-0	58	167	1168	14.6
1987-88	77	2106	316	663	.477	211	279	.756	159	347	506	103	203-2	61	145	843	10.9
1988-89	82	2125	356	700	.509	235	314	.748	173	304	477	108	188-1	77	134	948	11.6
1989-90	82	2776	528	1070	.493	325	440	.739	220	443	663	168	214-2	86	167	1381	16.8
1990-91	43	1293	199	430	.463	107	164	.652	111	179	290	100	126-2	36	69	505	11.7
1991-92	80	2432	341	678	.503	270	359	.752	228	379	607	196	191-2	60	182	952	11.9
1992-93	67	2055	263	560	.470	212	296	.716	127	288	415	152	171-2	48	105	738	11.0
1993-94	76	2660	394	825	.478	252	346	.728	207	368	575	193	219-3	78	130	1040	13.7
1994-95	74	2641	366	810	.452	196	286	.685	173	334	507	192	211-2	83	101	929	12.6
9 Years	661	20802	3198	6633	.482	2106	2884	.730	1620	3049	4669	1366	1720-16	587	1200	8504	12.9

Three-Point Field Goals: 1986-87, 0-1 (.000); 1987-88, 0-1 (.000); 1988-89 1-4 (.250); 1990-91, 0-1 (.000); 1991-92, 0-4 (.000); 1994-95, 1-5 (.200); Total 2-16 (.125).

**PLAYOFFS**

YEAR	GP	MIN	FGM	FGA	FG%	FTM	FTA	FT%	OR	DR	TR	AST	PF-D	STL	BS	PTS	PPG
1988	5	133	20	40	.500	6	13	.462	13	16	29	4	13-0	3	7	46	9.2
1989	5	161	21	45	.467	13	18	.722	7	27	34	10	12-0	2	7	55	11.0
1990	5	174	39	70	.557	17	22	.773	14	32	46	11	23-1	2	5	95	19.0
1992	17	567	84	154	.545	87	109	.798	50	80	130	42	58-2	24	17	255	15.0
1993	9	237	30	75	.400	21	28	.750	12	29	41	17	26-1	5	14	81	9.0
1995	4	144	12	42	.286	3	8	.375	3	22	25	11	11-0	9	3	27	6.8
6 Years	45	1416	206	426	.484	147	198	.742	99	206	305	95	143-4	45	53	559	12.4

Three-Point Field Goals: 1995, 0-1 (.000).

**KEVIN WILLIAMS**

Height: 6'3"

Weight: 175

Born: September 11, 1961

(St. John's '83)

*Signed as a free agent, December 20, 1984.*

YEAR	GP	MIN	FGM	FGA	FG%	FTM	FTA	FT%	OR	DR	TR	AST	PF-D	STL	BS	PTS	PPG
1984-85	46	413	58	134	.433	47	64	.734	19	44	63	61	86-1	22	4	163	3.5

Three-Point Field Goals: 0-5 (.000).

**PLAYOFFS**

YEAR	GP	MIN	FGM	FGA	FG%	FTM	FTA	FT%	OR	DR	TR	AST	PF-D	STL	BS	PTS	PPG
1985	2	7	1	2	.500	0	0	---	0	0	0	1	1-0	0	0	2	1.0

**MO WILLIAMS****Height: 6'1"****Weight: 185****Born: December 19, 1982****(Alabama '03)***Acquired from the Milwaukee Bucks on Aug. 13, 2008. In exchange, the Cavaliers sent Joe Smith to Oklahoma City and Damon Jones to Milwaukee.**Re-signed with Cleveland on July 10, 2015.*

YEAR	GP	MIN	FGM	FGA	FG%	FTM	FTA	FT%	OR	DR	TR	AST	PF-D	STL	BLK	PTS	PPG
2008-09	81	2834	525	1126	.466	208	228	.912	47	232	279	329	215-1	69	9	1443	17.8
2009-10	69	2359	378	855	.442	177	198	.894	28	178	206	368	170-1	70	21	1092	15.8
2010-11	36	1065	178	462	.385	85	102	.833	15	82	97	257	91-0	33	10	477	13.3
2015-16	41	748	132	302	.437	38	42	.905	6	66	72	98	60-0	14	5	388	9.5
2016-17	0	0	0	0	-	0	0	-	0	0	0	0	0-0	0	0	0	0.0
5 Years	227	7006	1213	2745	.442	508	570	.891	96	558	654	1052	536-2	186	45	3400	15.0
Three-point field goals: 2008-09, 183-420 (.436); 2009-10, 159-371 (.429); 2010-11, 36-136 (.265); 2015-16, 36-102 (.353); 2016-17, 0-0 (—); Totals, 414-1029 (.402)																	

**PLAYOFFS**

YEAR	GP	MIN	FGM	FGA	FG%	FTM	FTA	FT%	OR	DR	TR	AST	PF	STL	BLK	PTS	PPG
2008-09	14	541	80	196	.408	33	43	.767	9	36	45	58	43	10	1	228	16.3
2009-10	11	411	52	127	.409	37	46	.804	3	31	34	59	35	6	2	158	14.4
2015-16	13	68	8	28	.286	1	2	.500	0	6	6	3	8	4	0	20	1.5
3 Years	38	1020	140	351	.399	71	91	.780	12	73	85	120	86	20	3	406	10.7

**ALL-STAR GAME**

YEAR	GP	MIN	FGM	FGA	FG%	FTM	FTA	FT%	OR	DR	TR	AST	PF-D	STL	BLK	PTS	PPG
2009	1	17	5	10	.500	0	0	---	1	1	2	5	0-0	0	0	12	12.0

**REGGIE WILLIAMS****Height: 6'7"****Weight: 185****Born: March 5, 1964****(Georgetown '87)***Traded by L.A. Clippers with the rights to Danny Ferry for Ron Harper, the Cavs' first round draft picks in 1990 and 1992, and the Cavs second round pick in 1991, November 16, 1989.*

YEAR	GP	MIN	FGM	FGA	FG%	FTM	FTA	FT%	OR	DR	TR	AST	PF-D	STL	BS	PTS	PPG
1989-90	32	542	91	239	.381	30	41	.732	17	43	60	38	79-2	22	10	218	6.8
Three-Point Field Goals: 6-27 (.222).																	

**SCOTT WILLIAMS****Height: 6'10"****Weight: 260****Born: March 21, 1968****(North Carolina '90)***Signed as a free agent on September 28, 2004.*

YEAR	GP	MIN	FGM	FGA	FG%	FTM	FTA	FT%	OR	DR	TR	AST	PF-D	STL	BS	PTS	PPG
2004-05	19	152	12	41	.293	9	11	.818	15	15	30	8	30-0	4	6	33	1.7
Three-Point Field Goals: 0-1 (.000)																	

**BILL WILLOUGHBY****Height: 6'8"****Weight: 205****Born: May 20, 1957****(High School — Englewood, NJ '75)***Signed as a free agent, September 12, 1979.*

YEAR	GP	MIN	FGM	FGA	FG%	FTM	FTA	FT%	OR	DR	TR	AST	PF-D	STL	BS	PTS	PPG
1979-80	78	1447	219	457	.479	96	127	.756	122	207	329	72	189-0	32	62	535	6.9
Three-Point Field Goals: 1-9 (.111).																	

**MIKE WILSON****Height: 6'3"****Weight: 175****Born: September 15, 1959****(Marquette '82)***Drafted by Cleveland in third round, 1982 (47th pick). Claimed off waivers, November 16, 1984.*

YEAR	GP	MIN	FGM	FGA	FG%	FTM	FTA	FT%	OR	DR	TR	AST	PF-D	STL	BS	PTS	PPG
1984-85	11	175	27	54	.500	23	30	.767	10	8	18	24	14-0	10	3	77	7.0

**LUKE WITTE****Height: 7'0"****Weight: 230****Born: October 19, 1950****(Ohio State '73)***Drafted by Cleveland in fourth round, 1973 (57th pick).*

YEAR	GP	MIN	FGM	FGA	FG%	FTM	FTA	FT%	OR	DR	TR	AST	PF-D	STL	BS	PTS	PPG
1973-74	57	728	105	243	.432	46	62	.742	80	147	227	41	91-0	8	22	256	4.5
1974-75	39	271	33	96	.344	19	31	.613	38	54	92	15	42-0	4	22	85	2.2
1975-76	22	99	11	32	.344	9	15	.600	9	29	38	4	14-0	1	1	31	1.4
3 Years	118	1098	149	371	.402	74	108	.685	127	230	357	60	147-0	13	45	372	3.2

**PLAYOFFS**

YEAR	GP	MIN	FGM	FGA	FG%	FTM	FTA	FT%	OR	DR	TR	AST	PF-D	STL	BS	PTS	PPG
1976	7	28	6	11	.545	4	4	1.000	4	5	9	4	4-0	0	0	16	2.3

**MIKE WOODSON**

Height: 6'5"

Weight: 198

Born: March 24, 1958

(Indiana '80)

*Signed as a free agent, December 13, 1990.*

YEAR	GP	MINS	FGM	FGA	FG%	FTM	FTA	FT%	OR	DR	TR	AST	PF-D	STL	BS	PTS	PPG
1990-91	4	46	5	23	.217	1	1	1.000	1	1	2	5	7-0	0	1	11	2.8

Three-Point Field Goals: 0-1 (.000).

**LORENZEN WRIGHT**

Height: 6'11"

Weight: 255

Born: November 4, 1975

(Memphis '96)

*Signed as a free agent on September 5, 2008.*

YEAR	GP	MINS	FGM	FGA	FG%	FTM	FTA	FT%	OR	DR	TR	AST	PF-D	STL	BS	PTS	PPG
2008-09	17	125	10	27	.370	3	8	.375	7	18	25	3	17-0	4	5	23	1.4

**TYLER ZELLER**

Height: 7'0"

Weight: 253

Born: January 17, 1990

(North Carolina '12)

*Acquired in a trade along with guard/forward Kelenna Azubuike from the Dallas Mavericks in exchange for the 24th, 33rd and 34th overall picks of the 2012 NBA Draft on July 28th 2012.*

YEAR	GP	MINS	FGM	FGA	FG%	FTM	FTA	FT%	OR	DR	TR	AST	PF-D	STL	BS	PTS	PPG
2012-13	77	2033	245	559	.438	120	157	.764	159	279	438	96	251-5	35	70	610	7.9
2013-14	70	1049	156	290	.538	87	121	.719	103	179	282	36	137-1	18	38	399	5.7
2 Years	147	3082	401	849	.472	207	278	.745	262	458	720	132	388-6	53	108	1009	6.9

Three-Point Field Goals: 2012-13, 0-4 (.000); 2013-14, 0-1 (.000)

**ANTE ZIZIC**

Height: 6'10"

Weight: 254

Born: January 4, 1997

(Turkey '16)

*Acquired along with Isaiah Thomas, Jae Crowder and the Brooklyn Nets' 2018 unprotected first round pick from the Boston Celtics in exchange for Kyrie Irving on August 22, 2017.*

YEAR	GP	MIN	FGM	FGA	FG%	FTM	FTA	FT%	OR	DR	TR	AST	PF-D	STL	BLK	PTS	PPG
2017-18	32	214	49	67	.731	21	29	.724	24	36	60	5	30-0	2	13	119	3.7
2018-19	59	1082	183	331	.553	93	132	.705	108	212	320	53	113-1	13	22	459	7.8
2019-20	22	221	41	27	.569	14	19	.737	18	48	66	6	27-0	7	5	96	4.4
3 Years	113	1517	273	470	.581	128	180	.711	150	296	446	64	170-1	22	40	674	6.0

**PLAYOFFS**

YEAR	GP	MIN	FGM	FGA	FG%	FTM	FTA	FT%	OR	DR	TR	AST	PF-D	STL	BLK	PTS	PPG
2018	8	23	5	10	.500	3	6	.500	1	5	6	1	2-0	0	1	13	1.6

# Cavaliers History



**Jarrett Allen** was an NBA All-Star this past season and recorded the highest field goal percentage in franchise single season history at .677 in 2021-22.

# 1970-71

## Season Highlights

**Final Record:** 15-67

**Finished:** 4th Place in Division

**Head Coach:** Bill Fitch

Opened inaugural season at Buffalo on Oct. 14...hosted first home game on Oct. 28 at Cleveland Arena in front of 6,144...claimed first victory on Nov. 12 at Portland with 105-103 win...Walt Wesley scored a then franchise-high 50 points versus Cincinnati on Feb. 19...two days later, Wesley had first 20-20 game in franchise history with 30 points and 21 rebounds on Feb. 21 at Portland...won back-to-back games on three occasions (Dec. 26-27, Jan. 25-27 and Jan. 31 – Feb. 2)...John Johnson named first All-Star in franchise history.

## Final Statistics

1970-71 PLAYER	G	MIN	Field Goals			Free Throws			REB	AST	PF	DQ	PTS	AVG
			FGM	FGA	PCT	FTM	FTA	PCT						
Wesley	82	2425	565	1241	.455	325	473	.687	713	83	295	5	1455	17.7
Johnson	67	2310	435	1032	.422	240	298	.805	453	323	251	3	1110	16.6
Smith	77	2332	495	1106	.448	178	234	.761	429	258	175	4	1168	15.2
McLemore	58	1839	254	654	.388	170	220	.773	463	176	169	1	678	11.7
Warren	82	2610	380	899	.423	180	217	.829	344	347	299	13	940	11.5
Sorenson	79	1940	353	794	.445	184	229	.803	486	163	181	3	890	11.3
Rackley	74	1434	219	470	.466	121	190	.637	394	66	186	3	559	7.6
Washington	47	823	123	310	.397	104	140	.743	105	190	105	0	350	7.4
Chappell	6	86	15	38	.395	11	14	.786	18	1	9	0	41	6.8
Lewis	79	1852	179	484	.370	109	152	.717	206	244	176	1	467	5.9
Cooke	73	725	134	341	.393	48	59	.814	114	93	135	2	316	4.3
Egan	26	410	40	98	.408	25	28	.893	32	58	31	0	105	4.0
Anderson	23	171	19	59	.322	41	60	.683	37	16	22	1	79	3.4
Freeman (Tot)	52	382	69	134	.515	29	40	.725	106	35	67	0	167	3.2
Freeman (Cle)	11	47	7	12	.583	1	2	.500	8	4	4	0	15	1.4
Mikan	53	536	62	186	.333	34	55	.618	139	41	56	1	158	3.0
Suiter	30	140	19	54	.352	4	9	.444	41	2	20	0	42	1.4
Cavalliers	82	19680	3299	7778	.424	1775	2380	.746	3982	2065	2114	37	8373	102.1
Opponents	82	19680	3476	7480	.465	2337	3024	.773	4175	2307	1899	15	9289	113.3

## Season Leaders (min. 50 games)

Scoring Leaders			Rebounding Leaders			Assist Leaders		
1	Walt Wesley	17.7 ppg	1	Walt Wesley	8.7 rpg	1	John Johnson	4.8 apg
2	John Johnson	16.6 ppg	2	McCoy McLemore	8.0 rpg	2	John Warren	4.2 apg
3	Bingo Smith	15.2 ppg	3	John Johnson	6.8 rpg	3	Bingo Smith	3.4 apg



**1970-71** Top Row (Left to Right): Bill Fitch (Head Coach/Director of Player Personnel), Jim Lessig (Assistant Coach/Chief Scout), Dave Sorenson, Luther Rackley, Walt Wesley, Gary Suiter, McCoy McLemore, Larry Mikan, Cliff Anderson, Ron Culp (Trainer)  
Bottom Row (Left to Right): Joe Cooke, John Warren, Bob Lewis, Nick Mileti (President/General Manager), John Egan, John Johnson, Bobby "Bingo" Smith



# 1970-71

## Cleveland Cavaliers Results

Date	Opponent	W/L	Cle	Opp	Record	Cavaliers High Scorer	Opponent High Scorer	Attend.
10/14	@ Buffalo	L	92	107	0-1	Smith 21	May 24	7,129
10/16	@ Portland	L	112	115	0-2	Warren 23	Barnett 31	4,273
10/17	@ San Francisco	L	108	128	0-3	Rackley 26	Lucas 30	4,894
10/20	@ Portland	L	98	120	0-4	McLemore 17	Ellis/Petrie 21	2,709
10/22	@ San Diego	L	110	140	0-5	Warren 23	Hayes 40	4,246
10/23	@ Phoenix	L	104	108	0-6	Rackley 22	Hawkins 27	7,822
10/25	@ Los Angeles	L	96	123	0-7	Johnson 17	Chamberlin 24	9,119
10/28	San Diego	L	99	110	0-8	Johnson/Smith 19	Hayes 40	6,144
10/30	Cincinnati	L	110	125	0-9	Warren 24	Van Lier 23	3,199
11/1	Atlanta	L	107	131	0-10	Johnson 24	Hudson 43	3,533
11/2	@ Philadelphia	L	87	141	0-11	Johnson 20	Clark 21	3,022
11/4	Milwaukee	L	108	110	0-12	Johnson 27	Abdul-Jabbar 53	3,575
11/7	@ Buffalo	L	91	103	0-13	Wesley 27	Kauffman 24	2,803
11/8	Seattle	L	105	111	0-14	Warren 27	Snyder 30	2,448
11/10	@ San Francisco	L	74	109	0-15	Warren 21	Williams 22	2,061
11/12	@ Portland	W	105	103	1-15	Wesley 21	Barnett 27	2,173
11/13	@ Seattle	L	91	111	1-16	McLemore 18	Snyder 26	6,961
11/14	@ Portland	L	116	126	1-17	Johnson 30	Barnett 29	4,592
11/16	@ Baltimore	L	86	98	1-18	Wesley 28	Gu. Johnson 33	2,211
11/18	Baltimore	L	98	111	1-19	Smith 26	Loughery 20	2,476
11/20	@ Boston	L	112	116	1-20	Johnson 27	Cowens 29	6,491
11/21	@ New York	L	94	102	1-21	Wesley 36	Barnett 24	19,279
11/22	Phoenix	L	99	114	1-22	Wesley 20	Hawkins 29	2,405
11/25	San Francisco	L	99	108	1-23	Johnson 24	Mullins 25	2,360
11/27	Portland	L	102	111	1-24	Wesley 24	Barnett 20	3,021
11/28	@ Cincinnati	L	86	105	1-25	Wesley 24	Van Arsdale 20	2,614
11/29	Detroit	L	99	120	1-26	Wesley 23	Bing 27	2,342
12/4	Boston	L	107	118	1-27	Wesley 20	Havlicek 39	3,221
12/6	Buffalo	W	108	106	2-27	Wesley 33	Kauffman 40	2,002
12/9	Portland	L	102	109	2-28	Wesley/Johnson 22	Barnett/Petrie 25	2,022
12/11	@ Milwaukee	L	92	134	2-29	Wesley 18	Abdul-Jabbar 34	9,449
12/12	@ Cincinnati	L	95	114	2-30	Wesley 27	Van Lier 26	1,833
12/13	San Diego	L	95	118	2-31	Johnson 18	Hayes 40	2,288
12/15	@ New York	L	92	110	2-32	Wesley 20	Frazier 25	13,301
12/16	New York	L	84	108	2-33	Johnson 21	Frazier 22	3,556
12/18	@ Buffalo	L	94	113	2-34	Johnson 19	Davis/Kauffman 19	1,768
12/19	Buffalo	W	123	112	3-34	Sorenson 34	Gilliam 28	3,632
12/20	Chicago	L	103	116	3-35	Warren 15	Walker 24	2,466
12/22	@ Chicago	L	80	121	3-36	McLemore/Sorenson 17	Love 22	6,850
12/25	@ Cincinnati	L	100	117	3-37	Sorenson 20	Van Lier/Van Arsdale 23	2,713
12/26	Buffalo	W	120	107	4-37	Johnson 33	May 28	2,332
12/27	Philadelphia	W	114	101	5-37	Sorenson 21	Clark/Cunningham 25	2,282
12/29	Milwaukee	L	97	119	5-38	Johnson 22	Abdul-Jabbar/Dandridge 76	7,682
12/31	@ Atlanta	L	85	119	5-39	Wesley 23	Maravich 32	5,429
1/1	Baltimore	L	105	128	5-40	Smith 18	Marin/Monroe 22	2,369
1/2	@ Milwaukee	L	73	118	5-41	Sorenson 17	Abdul-Jabbar 27	10,746
1/4	Portland	L	106	119	5-42	Wesley 22	Petrie 39	1,737
1/6	New York	L	94	127	5-43	Rackley 19	Russell 18	3,436
1/7	Los Angeles	L	105	110	5-44	Smith 23	Hairston 25	3,845
1/9	Buffalo	W	111	89	6-44	Wesley 19	Garrett 17	4,196
1/14	@ Detroit	L	106	108	6-45	Wesley 24	Bing 34	1,966
1/16	@ Philadelphia	L	96	115	6-46	Wesley/Smith 14	Greer 29	8,051
1/19	Buffalo @ Syracuse	W	111	79	7-46	Johnson 24	Davis 16	1,471
1/24	@ Boston	L	110	121	7-47	Johnson 29	Havlicek 36	3,563
1/25	Boston	W	117	116	8-47	Smith 31	Havlicek 29	3,323
1/27	Portland	W	118	104	9-47	Wesley 23	Petrie 29	1,823
1/29	@ Atlanta	L	111	119	9-48	Warren 24	Maravich 38	7,192
1/31	Buffalo	W	117	108	10-48	Smith 24	Bryant 19	4,880
2/2	Buffalo @ Syracuse	W	101	91	11-48	Warren 22	May 34	1,373
2/3	Seattle	L	95	98	11-49	Smith 25	Wilkins 30	2,515
2/5	@ San Diego	L	105	116	11-50	Sorenson 25	Hayes 32	4,486
2/6	@ Phoenix	L	91	119	11-51	Rackley 16	Weitzel/ Walk 22	5,812
2/7	@ Portland	L	103	112	11-52	Smith 28	Petrie 24	7,743
2/9	Los Angeles	L	111	116	11-53	Sorenson 30	Goodrich 42	3,161
2/12	Phoenix	L	105	114	11-54	Wesley 28	Van Arsdale 24	4,297
2/13	Buffalo	L	106	111	11-55	Johnson/Sorenson 25	May 35	1,857
2/14	@ Chicago	L	83	108	11-56	Johnson 26	Sloan 26	10,386
2/17	Chicago	L	104	109	11-57	Johnson 30	Walker 32	8,429
2/19	Cincinnati	W	125	109	12-57	Wesley 50	Robinson 32	3,896
2/21	@ Portland	L	105	120	12-58	Wesley 30	Petrie 38	6,037
2/24	@ Seattle	L	101	123	12-59	Smith 19	Snyder 24	5,631
2/28	@ Los Angeles	L	90	107	12-60	Sorenson 15	West 24	17,017
3/6	@ Buffalo	L	109	120	12-61	Sorenson 23	May 25	4,814
3/7	@ Detroit	W	104	100	13-61	Smith 23	Bing 30	8,647
3/9	Philadelphia	L	113	124	13-62	Smith 22	Cunningham 23	2,916
3/12	Atlanta	L	107	119	13-63	Wesley 23	Maravich 28	8,341
3/14	Cincinnati	L	103	115	13-64	Wesley 24	Van Arsdale 31	3,261
3/16	San Francisco	W	108	103	14-64	Smith 37	Mullins 34	2,436
3/17	@ Baltimore	L	109	113	14-65	Wesley 33	Monroe 32	3,616
3/20	Detroit	W	114	103	15-65	Wesley 33	Mueller 23	4,336
3/21	Portland	L	110	113	15-66	Smith 29	Petrie 23	3,790
3/23	Portland	L	112	114	15-67	Wesley 35	Petrie 37	6,422

# 1971-72

## Season Highlights

**Final Record:** 23-59

**Finished:** 4th Place in Division

**Head Coach:** Bill Fitch

Selected Austin Carr with first overall pick in 1971 NBA Draft...won a season-high five consecutive games from Nov. 23 to Dec. 1...John Johnson and Butch Beard named All-Stars (Johnson for second consecutive season)...first sellout in franchise history at Cleveland Arena on Jan. 5 against Los Angeles as 11,178 packed the 11,000-capacity arena...Carr named to the All-Rookie Team...Rick Roberson became first Cavalier to average a double-double (13.1 points and 12.7 rebounds).

## Final Statistics

1971-72		Field Goals				Free Throws										
PLAYER	G	MIN	FGM	FGA	PCT	FTM	FTA	PCT	REB	AST	PF	DQ	PTS	AVG		
Carr	43	1539	381	894	.426	149	196	.760	150	148	99	0	911	21.2		
Johnson	82	3041	557	1286	.433	277	353	.785	631	415	268	2	1391	17.0		
Beard	68	2434	394	849	.464	260	342	.760	276	456	213	2	1048	15.4		
Smith	82	2734	527	1190	.443	178	224	.795	502	247	222	3	1232	15.0		
Roberson	63	2207	304	688	.442	215	366	.587	801	109	251	7	823	13.1		
Wesley	82	2185	412	1006	.410	196	291	.674	711	76	245	4	1020	12.4		
Davis	61	1144	229	569	.402	142	169	.840	92	123	143	3	600	9.8		
Sorenson	76	1162	213	475	.448	106	136	.779	301	81	120	1	532	7.0		
Washington	69	967	123	309	.398	104	128	.813	129	223	135	1	350	5.1		
Warren	68	969	144	345	.417	49	58	.845	133	91	92	0	337	5.0		
Patterson	65	775	94	263	.357	23	46	.500	228	54	80	0	211	3.2		
Howard	48	426	50	131	.382	39	51	.765	108	27	50	0	139	2.9		
Rackley	9	65	11	25	.440	1	4	.250	21	3	3	0	23	2.6		
Ridgle	32	107	19	44	.432	19	26	.731	15	7	15	0	57	1.8		
Cavaliers	82	19755	3458	8074	.428	1758	2390	.736	4098	2060	1936	23	8674	105.8		
Opponents	82	19755	3653	7537	.485	1994	2611	.764	4034	2322	1937	24	9300	113.4		

## Season Leaders (min. 50 games)

Scoring Leaders			Rebounding Leaders			Assist Leaders		
1	John Johnson	17.0 ppg	1	Rick Roberson	12.7 rpg	1	Butch Beard	6.7 apg
2	Butch Beard	15.4 ppg	2	Walt Wesley	8.7 rpg	2	John Johnson	5.1 apg
3	Bingo Smith	15.0 ppg	3	John Johnson	7.7 rpg	3	Bobby Washington	3.2 apg



**1971-72** Top Row (Left to Right): Jimmy Rodgers (Assistant Coach), Jackie Ridgle, Steve Patterson, Greg Howard, Walt Wesley, Rick Roberson, Dave Sorenson, John Warren, Bobby Washington, Ron Culp (Trainer)  
Bottom Row (Left to Right): Bobby "Bingo" Smith, John Johnson, Butch Beard, Nick Mileti (President/General Manager), Bill Fitch (Head Coach/Director of Player Personnel), Austin Carr, Charlie Davis

# 1971-72

## Cleveland Cavaliers Results

Date	Opponent	W/L	Cle	Opp	Record	Cavaliers High Scorer	Opponent High Scorer	Attend.
10/15	Buffalo (OT)	L	109	111	0-1	Johnson 22	Hazzard 35	4,290
10/16	@ Buffalo	W	93	89	1-1	Smith 26	Kauffman 24	5,417
10/17	New York (OT)	L	120	121	1-2	Wesley 34	Reed 28	5,417
10/19	@ Milwaukee	L	82	116	1-3	Smith 26	Abdul-Jabbar 24	10,746
10/20	Golden State	L	98	115	1-4	Smith 23	Russell 29	2,552
10/23	Baltimore@College Park	W	109	101	2-4	Davis 27	Marin 31	3,027
10/24	Philadelphia	L	93	111	2-5	Johnson 16	Greer 28	2,482
10/27	@ Philadelphia	L	106	120	2-6	Davis 30	Cunningham 31	11,574
10/29	Atlanta	L	97	98	2-7	Johnson 22	May 28	3,442
10/31	Milwaukee	L	102	118	2-8	Johnson 19	Abdul-Jabbar 35	4,456
11/5	Phoenix	L	87	107	2-9	Washington 19	Haskins 24	3,307
11/7	Portland	W	120	99	3-9	Smith 26	McCarter 13	2,941
11/11	@ Seattle	L	91	110	3-10	Smith 21	Haywood 20	5,808
11/12	@ Portland	W	106	104	4-10	Robertson 21	Schlueter 18	5,921
11/14	@ Phoenix	L	105	119	4-11	Davis 21	Van Arsdale 21	5,336
11/16	@ Los Angeles	L	90	108	4-12	Smith 16	West 25	10,475
11/19	@ Portland	L	105	118	4-13	Wesley 32	McKenzie 31	5,862
11/21	Boston	L	105	128	4-14	Beard 21	Havlicek 36	4,075
11/23	Baltimore	W	104	102	5-14	Johnson 25	Clark 30	2,697
11/26	Cincinnati	W	128	114	6-14	Carr 30	Archibald/Fox 33	6,219
11/27	@ Atlanta	W	103	95	7-14	Carr/Robertson 17	Washington 22	5,101
11/28	Philadelphia	W	124	120	8-14	Carr 31	Bridges 25	4,572
12/1	Houston	W	116	106	9-14	Beard 21	Murphy/Lantz 24	5,239
12/3	@ Buffalo	L	90	91	9-15	Davis/Beard 18	Kauffman 23	12,285
12/5	Seattle	L	91	99	9-16	Beard 22	Wilkins 27	5,029
12/7	@ Chicago	L	99	115	9-17	Johnson 25	Love 40	7,951
12/8	@ Boston	L	107	126	9-18	Sorenson 19	Havlicek 28	3,346
12/10	Detroit	W	112	111	10-18	Beard 24	Lanier 35	3,466
12/11	@ Cincinnati	L	95	103	10-19	Robertson/Beard 21	Archibald 26	2,196
12/12	New York	L	92	103	10-20	Johnson 20	Frazier 30	6,328
12/14	@ Baltimore	W	88	85	11-20	Johnson/Robertson/Smith 18	Clark 24	2,967
12/17	Boston	L	109	115	11-21	Beard 24	Havlicek 25	3,081
12/18	@ New York	L	84	104	11-22	Beard 17	Frazier 25	19,440
12/19	Chicago	L	101	119	11-23	Smith 23	Love 36	3,476
12/22	@ Detroit	L	94	104	11-24	Beard/Johnson 20	Lanier 34	3,096
12/23	Atlanta	W	115	110	12-24	Beard/Wesley 30	Bellamy 21	4,562
12/26	Baltimore	W	108	102	13-24	Johnson 40	Unseld 22	4,048
12/28	Portland	W	112	111	14-24	Johnson 29	Petrie 26	4,818
12/29	Philadelphia @ Hershey	W	103	102	15-24	Johnson 37	Rule 25	7,391
1/2	Philadelphia	L	119	148	15-25	Smith 28	Cunningham 38	4,031
1/5	Los Angeles	L	103	113	15-26	Smith 25	McMillan 29	11,178
1/7	@ Seattle	L	111	125	15-27	Wesley 34	Haywood 48	8,169
1/8	@ Portland	L	102	125	15-28	Beard 16	Petrie 22	5,142
1/11	@ Golden State	L	92	101	15-29	Beard 18	Mullins/Russell 24	2,012
1/14	@ Phoenix	L	107	117	15-30	Smith 21	Walk 24	8,279
1/15	@ Houston	L	109	112	15-31	Johnson 20	Hayes 30	2,482
1/16	Cincinnati @ Los Cruz	L	108	128	15-32	Johnson/Warren 24	Archibald 41	3,980
1/21	@ Milwaukee	L	91	120	15-33	Smith 19	Abdul-Jabbar 29	10,061
1/22	@ Cincinnati	L	96	113	15-34	Johnson 21	Archibald 36	2,597
1/25	Golden State	L	111	117	15-35	Carr 23	Russell 35	9,979
1/26	@ Boston	W	112	108	16-35	Beard 23	Havlicek 27	3,016
1/29	Cincinnati	L	118	120	16-36	Johnson 28	Archibald 36	4,222
1/30	Buffalo	L	98	99	16-37	Carr 23	Hazzard 26	3,422
2/1	@ Buffalo	W	104	99	17-37	Carr 19	Hazzard 26	5,167
2/2	@ Detroit	L	108	133	17-38	Carr 22	Bing 33	2,141
2/4	Seattle	L	112	118	17-39	Carr 28	Wilkins 25	3,038
2/5	@ Atlanta	L	117	120	17-40	Johnson 29	Maravich 50	6,281
2/6	Buffalo	L	108	121	17-41	Beard 26	Hazzard 38	2,449
2/8	@ Chicago	L	90	114	17-42	Carr 19	Love 30	8,618
2/9	Milwaukee	L	121	126	17-43	Wesley 23	Abdul-Jabbar 53	6,303
2/12	@ New York	L	91	106	17-44	Carr 30	Bradley 23	19,588
2/13	Detroit	L	121	136	17-45	Carr 27	Bing 38	5,131
2/16	@ Philadelphia	L	116	126	17-46	Carr 30	Rule 31	6,111
2/18	Cincinnati	W	133	109	18-46	Carr 36	Archibald 31	4,625
2/19	@ Cincinnati	L	92	112	18-47	Robertson 15	Williams 33	2,730
2/20	New York	W	111	109	19-47	Carr 25	DeBusschere 28	8,877
2/23	Boston	L	111	113	19-48	Smith 29	Havlicek 33	4,437
2/25	Portland	W	113	104	20-48	Carr 32	Petrie 29	6,181
2/27	Phoenix	L	125	127	20-49	Johnson/Robertson 26	Layton 37	6,889
3/1	@ Boston	L	105	115	20-50	Carr 27	Havlicek 31	5,611
3/4	@ Houston	W	130	123	21-50	Carr 27	Lantz 31	3,101
3/7	@ Golden State	L	112	119	21-51	Robertson 23	Thurmond 30	3,266
3/10	@ Los Angeles	L	98	132	21-52	Beard 20	Goodrich 30	14,861
3/12	@ Atlanta	L	114	135	21-53	Johnson/Robertson 23	Hudson 31	4,915
3/14	@ Baltimore (OT)	W	127	118	22-53	Carr 33	Clark 31	5,136
3/16	Baltimore	L	101	105	22-54	Carr/Smith 26	Clark 24	4,355
3/18	Chicago	L	91	109	22-55	Carr 24	Van Lier 22	5,561
3/19	Atlanta	L	105	115	22-56	Carr/Wesley 22	Gilliam 30	8,049
3/22	Los Angeles	W	124	120	23-56	Robertson 29	Goodrich/West 31	10,819
3/24	Houston	L	119	127	23-57	Johnson 31	Tomjanovich 35	7,787
3/25	@ New York	L	83	98	23-58	Carr 23	Frazier 23	19,588
3/26	Cincinnati	L	122	135	23-59	Beard 24	Archibald 45	10,289

# 1972-73

## Season Highlights

**Final Record:** 32-50

**Finished:** 4th Place in Division

**Head Coach:** Bill Fitch

Acquired Lenny Wilkens and Barry Clemens from Seattle for Butch Beard on Aug. 23....increased win total for second consecutive season (15 to 23 to 32)...won six consecutive games from March 13 to March 21....finished season with 20 home victories for the first time...Dwight Davis named to NBA All-Rookie Team...Wilkens named an All-Star in first season as a Cavalier, finishing second in the league in assists per game (8.4).

## Final Statistics

1972-73	Field Goals					Free Throws									
PLAYER	G	MIN	FGM	FGA	PCT	FTM	FTA	PCT	REB	AST	PF	DQ	PTS	AVG	
Carr	82	3097	702	1575	.446	281	342	.822	369	279	185	1	1685	20.5	
Wilkens	75	2973	572	1275	.449	394	476	.828	346	628	221	2	1538	20.5	
Johnson	82	2815	492	1143	.430	199	271	.734	552	309	246	3	1183	14.4	
Roberson	62	2127	307	709	.433	167	290	.576	693	134	249	5	781	12.6	
D.Davis	81	2151	293	748	.392	176	222	.793	563	118	297	5	762	9.4	
Smith	73	1068	268	603	.444	64	81	.790	199	108	80	0	600	8.2	
C.Davis	6	86	20	41	.488	4	7	.571	5	10	20	1	44	7.3	
Clemens	72	1119	209	405	.516	53	68	.779	211	115	136	0	471	6.5	
Clemons	80	1392	192	423	.454	75	101	.743	167	205	108	0	459	5.7	
Warner (Tot)	72	1370	174	421	.413	59	90	.656	522	72	178	3	407	5.7	
Warner (Cle)	68	1323	166	404	.411	58	88	.659	507	66	172	3	390	5.7	
Warren	40	290	54	111	.486	18	19	.947	42	34	45	0	126	3.2	
Wesley	12	110	14	47	.298	8	12	.667	38	7	21	0	36	3.0	
Patterson	62	710	71	198	.359	34	65	.523	228	51	79	1	176	2.8	
Rule (Tot)	52	452	60	158	.380	20	31	.645	108	38	68	0	140	2.7	
Rule (Cle)	49	440	60	157	.382	20	31	.645	106	37	66	0	140	2.9	
Sorenson	10	129	11	45	.244	5	11	.455	37	5	16	0	27	2.7	
Cavaliers	82	19830	3431	7884	.435	1556	2084	.747	4063	2106	1941	21	8418	102.7	
Opponents	82	19830	3465	7673	.452	1707	2230	.765	4115	2311	1932	25	8637	105.3	

## Season Leaders (min. 50 games)

Scoring Leaders			Rebounding Leaders			Assist Leaders		
1	Austin Carr	20.5 ppg	1	Rick Roberson	11.2 rpg	1	Lenny Wilkens	8.4 apg
2	Lenny Wilkens	20.5 ppg	2	Cornell Warner	7.3 rpg	2	John Johnson	3.8 apg
3	John Johnson	14.4 ppg	3	Dwight Davis	7.0 rpg	3	Austin Carr	3.4 apg



**1972-73** Top Row (Left to Right): Jimmy Rodgers (Assistant Coach), Bob Lewis, Dave Sorenson, Dwight Davis, Walt Wesley, Rick Roberson, Steven Patterson, Barry Clemens, Ron Culp (Trainer)  
Bottom Row (Left to Right): John Johnson, John Warren, Lenny Wilkens, Nick Miletic (President/General Manager), Bill Fitch (Head Coach), Austin Carr, Jimmy Clemons, Bobby "Bingo" Smith

# 1972-73

## Cleveland Cavaliers Results

Date	Opponent	W/L	Cle	Opp	Record	Cavaliers High Scorer	Opponent High Scorer	Attend.
10/10	Baltimore	L	90	102	0-1	Johnson 24	Rinaldi 26	4,106
10/13	Houston	L	108	109	0-2	Carr 40	Tomjanovich 21	2,469
10/15	Los Angeles	L	83	95	0-3	Carr 26	West 31	5,131
10/20	New York	L	89	92	0-4	Carr 22	Frazier 33	4,599
10/21	@ Detroit	L	96	103	0-5	Roberson 21	Bing 28	2,577
10/22	Milwaukee	L	84	104	0-6	Carr/C.Davis/Johnson 14	Dandridge 27	4,876
10/24	@ New York	L	90	123	0-7	Carr 15	Frazier 22	16,449
10/25	@ Philadelphia	W	113	108	1-7	Carr 35	Carter 39	7,486
10/27	@ Boston	L	97	123	1-8	Wilkins 23	White 20	8,114
10/29	Kansas City	W	115	97	2-8	Carr 22	Archibald 35	2,822
10/31	Philadelphia	W	126	116	3-8	Wilkins/Smith 27	Block 21	2,318
11/3	Buffalo	W	124	97	4-8	Carr 26	Kauffman 19	2,786
11/4	Baltimore @ College Park	L	98	108	4-9	Carr 22	Riordan 25	7,820
11/5	Phoenix	L	106	107	4-10	Wilkins 29	Van Arsdale 28	3,624
11/8	@ Phoenix	L	99	107	4-11	Carr 26	Scott 34	7,264
11/10	@ Los Angeles	L	88	118	4-12	Wilkins 16	West 27	15,858
11/12	@ Seattle	W	113	107	5-12	Wilkins/Carr 22	Haywood 28	13,174
11/14	@ Portland	L	91	100	5-13	D.Davis 21	Wicks 27	6,654
11/17	@ Kansas City	L	96	115	5-14	Johnson 26	Archibald 40	5,067
11/19	Atlanta	W	109	98	6-14	Carr 26	Hudson 28	5,265
11/21	Seattle	W	98	88	7-14	Carr 31	Haywood 32	2,684
11/25	@ Buffalo	W	103	90	8-14	Wilkins 20	Garrett 19	9,099
11/26	Portland	L	102	105	8-15	Wilkins 29	Petrie 27	3,944
11/28	@ New York	L	84	107	8-16	Wilkins 22	Frazier 19	16,551
12/1	Detroit	L	113	114	8-17	Carr 29	Bing 37	2,997
12/3	Seattle (OT)	W	105	103	9-17	Carr 30	Haywood 29	2,957
12/5	Baltimore	L	100	103	9-18	Carr 31	Hayes 27	2,147
12/8	Boston	L	87	96	9-19	Carr 20	Cowens 25	4,691
12/9	@ Boston	L	88	123	9-20	Carr 27	Havlicek 23	13,071
12/10	Golden State	L	100	103	9-21	Carr 26	Barry 36	3,641
12/12	@ Kansas City	L	99	100	9-22	Carr 27	Archibald 41	2,487
12/15	@ Milwaukee	L	82	98	9-23	D. Davis 17	Dandridge 18	7,428
12/16	@ Atlanta	L	94	100	9-24	Carr/Johnson 21	Hudson 26	6,431
12/17	Houston	L	109	110	9-25	Johnson 30	Marin 35	6,626
12/22	New York	L	87	98	9-26	Carr 27	DeBusschere 24	3,624
12/26	Atlanta	W	115	96	10-26	Carr 26	Hudson 27	5,593
12/28	@ Golden State	L	105	118	10-27	Wilkins 25	Barry 35	4,426
12/29	@ Seattle	L	91	99	10-28	Carr 20	Haywood 31	12,738
1/2	Phoenix	W	111	88	11-28	Carr 20	Hawkins 19	2,850
1/3	@ Baltimore	L	80	89	11-29	Roberson 17	Hayes 26	2,493
1/6	Los Angeles	W	108	93	12-29	Wilkins 36	McMillian 27	5,771
1/7	Houston	W	102	97	13-29	Wilkins 24	Marin/Walker 22	2,954
1/9	@ Buffalo	L	102	106	13-30	Wilkins 23	McAdoo/E. Smith 22	3,187
1/12	Philadelphia @ Pitt. (2OT)	W	113	109	14-30	Wilkins 27	Carter 40	4,682
1/13	@ Houston	W	123	115	15-30	Carr 25	Murphy 20	2,450
1/16	@ Golden State	W	100	98	16-30	Wilkins 22	Russell 24	2,713
1/19	@ Houston	W	108	104	17-30	Johnson 28	Newlin 24	3,154
1/20	@ Atlanta	L	84	96	17-31	Carr 16	Gilliam 24	6,517
1/26	Philadelphia	W	105	100	18-31	Wilkins 28	Carter 25	3,561
1/28	Baltimore	L	93	102	18-32	Wilkins 22	Hayes 25	3,987
1/30	Milwaukee	W	112	98	19-32	D.Davis 23	Abdul-Jabbar 28	5,103
1/31	@ Boston	L	89	94	19-33	Johnson 22	Chaney 26	4,868
2/3	@ New York	L	90	95	19-34	Wilkins 20	DeBusschere 21	19,694
2/4	New York	L	97	114	19-35	Wilkins 23	Frazier 28	<b>11,044</b>
2/6	Boston	W	110	105	20-35	Wilkins 31	Nelson 30	4,023
2/8	@ Atlanta (OT)	W	136	132	21-35	Carr 38	Hudson 38	4,535
2/9	Chicago	L	97	103	21-36	Carr 26	Love 44	6,993
2/11	Atlanta	L	107	115	21-37	Carr 26	Hudson 34	6,872
2/13	Golden State	L	90	103	21-38	Carr 21	Barry 36	3,217
2/16	@ Chicago	L	92	100	21-39	Carr 23	Love 27	7,334
2/17	@ Detroit	W	106	104	22-39	Carr 23	Lanier 38	3,130
2/18	Buffalo	W	122	98	23-39	Carr 26	Kauffman 20	4,437
2/20	Milwaukee @ Madison	L	100	118	23-40	Wilkins 20	Abdul-Jabbar/Roberson 28	6,487
2/23	Portland	W	121	102	24-40	Carr 26	Petrie 22	3,328
2/25	Boston	L	92	105	24-41	Wilkins 23	Cowens 22	10,409
2/27	@ Baltimore	L	95	99	24-42	Wilkins 24	Hayes/Chenier 26	2,295
3/2	@ Portland	L	92	106	24-43	Wilkins 32	Wicks 29	10,537
3/4	@ Los Angeles	L	84	127	24-44	Carr 18	Goodrich 32	16,367
3/6	@ Phoenix	L	102	110	24-45	Wilkins 26	Walk 26	5,236
3/7	Houston @ San Antonio	W	118	100	25-45	Johnson 22	Tomjanovich 25	4,523
3/10	@ Houston	L	116	131	25-46	Carr 26	Tomjanovich 34	3,386
3/13	Atlanta	W	115	107	26-46	Carr 28	Maravich 31	4,427
3/16	Kansas City	W	114	99	27-46	Smith 21	Archibald 36	6,228
3/17	@ Buffalo	W	114	97	28-46	Carr/Roberson 18	E.Smith 21	10,732
3/18	Buffalo	W	102	101	29-46	Wilkins 21	Kauffman 21	3,263
3/20	Philadelphia	W	131	105	30-46	Carr 25	Boyd 21	2,481
3/21	@ Philadelphia	W	112	109	31-46	Carr 24	Van Arsdale 22	2,389
3/23	Baltimore	L	104	106	31-47	Wilkins 25	Clark 33	6,112
3/24	@ Baltimore (OT)	L	116	120	31-48	Carr 31	Love 28	6,499
3/25	Chicago	W	112	105	32-48	Wilkins 26	Love 29	5,907
3/27	@ Chicago	L	105	121	32-49	Johnson/Wilkins 18	Walker 30	8,768
3/28	Detroit (OT)	L	119	131	32-50	Carr 27	Bing 34	6,610

# 1973-74

## Season Highlights

**Final Record:** 29-53

**Finished:** 4th Place in Division

**Head Coach:** Bill Fitch

Won final game in Cleveland Arena against New York in front of 8,829 on March 24...Austin Carr is named an All-Star and averaged a then-franchise-best 21.9 points per game...Lenny Wilkens finished third in the league in assists per game (7.1).

## Final Statistics

1973-74		Field Goals					Free Throws			Rebounds									
PLAYER	G	MIN	FGM	FGA	PCT	FTM	FTA	PCT	OFF	DEF	REB	AST	PF	DQ	STL	BLK	PTS	AVG	HI
Carr	81	3100	748	1682	.445	279	326	.856	139	150	289	305	189	2	92	14	1775	21.9	39
Wilkens	74	2483	462	994	.465	289	361	.801	80	197	277	522	165	2	97	17	1213	16.4	34
Smith	82	2612	536	1179	.455	139	169	.822	134	301	435	198	242	4	89	30	1211	14.8	34
D. Davis	76	2477	376	862	.436	197	274	.719	174	470	644	186	291	6	63	74	949	12.5	25
Patterson	76	1910	262	599	.437	69	112	.616	223	396	619	165	193	3	48	58	593	7.8	22
Rule	26	540	76	192	.396	34	46	.739	43	60	103	47	71	0	12	10	186	7.2	22
Clemons	81	1642	236	545	.433	93	133	.699	63	167	230	227	152	1	61	17	565	7.0	21
Brewer	82	1862	210	548	.383	80	123	.650	207	317	524	149	192	1	46	35	500	6.1	18
Clemens	71	913	163	346	.471	62	73	.849	42	124	166	80	136	2	36	2	388	5.5	18
Foster	58	649	112	288	.389	54	64	.844	43	65	108	62	79	0	19	6	278	4.8	21
Witte	57	728	105	243	.432	46	62	.742	80	147	227	41	91	0	8	22	256	4.5	17
Warren	69	790	132	291	.454	35	41	.854	42	86	128	62	117	1	27	6	299	4.3	24
Warner	5	49	2	13	.154	4	4	1.000	5	12	17	4	7	0	0	2	8	1.6	4
Cavalliers	82	19755	3420	7782	.439	1381	1788	.772	1275	2492	3767	2048	1925	22	598	293	8221	100.3	125
Opponents	82	19755	3440	7342	.469	1696	2163	.784	1137	2802	3939	2120	1853	27	630	343	8576	104.6	130

## Season Leaders (min. 50 games)

Scoring Leaders			Rebounding Leaders			Assist Leaders		
1	Austin Carr	21.9 ppg	1	Dwight Davis	8.5 rpg	1	Lenny Wilkens	7.1 apg
2	Lenny Wilkens	16.4 ppg	2	Steve Patterson	8.1 rpg	2	Austin Carr	3.8 apg
3	Bingo Smith	14.8 ppg	3	Jim Brewer	6.4 rpg	3	Jim Clemons	2.8 apg



**1973-74** Top Row (Left to Right): Jimmy Rodgers (Assistant Coach/Chief Scout), Dwight Davis, Bob Rule, Luke Witte, Cornell Warner, Steve Patterson, Jim Brewer, Ron Culp (Trainer)  
Bottom Row (Left to Right): Bobby "Bingo" Smith, Jim Clemons, Austin Carr, Bill Fitch (Head Coach/General Manager), Nick Mileti (President), Lenny Wilkens, Bary Clemens, John Warren



# 1973-74

## Cleveland Cavaliers Results

Date	Opponent	W/L	Cle	Opp	Record	Cavaliers High Scorer	Opponent High Scorer	Attend.
10/12	Houston	L	99	106	0-1	Carr 24	Tomjanovich 22	3,624
10/14	Detroit	L	83	95	0-2	Davis 18	Lanier 20	2,855
10/19	New York	L	90	92	0-3	Carr 28	DeBusschere 24	5,102
10/20	@ Milwaukee	L	88	101	0-4	Carr 24	Abdul-Jabbar 33	8,837
10/23	Portland	W	103	96	1-4	Wilkins 30	Wicks 22	2,437
10/26	Buffalo @ Toronto	L	97	104	1-5	Davis 19	McMillian 36	7,187
10/27	Buffalo	L	101	111	1-6	Carr 27	Heard 23	4,313
10/28	Boston	W	102	99	2-6	Carr 31	Havlicek 25	2,808
10/31	@ Boston	L	110	128	2-7	Carr 26	Cowens/White 21	4,509
11/2	Milwaukee	L	100	118	2-8	Carr 16	Abdul-Jabbar 35	5,361
11/3	@ Chicago	L	94	105	2-9	Carr 26	Walker 32	5,733
11/4	Atlanta	L	110	115	2-10	Carr 31	Hudson 40	3,567
11/6	Los Angeles	W	115	96	3-10	Smith 22	West 21	3,124
11/9	Houston	W	111	106	4-10	Smith 23	Tomjanovich 37	9,149
11/10	@ New York	L	90	100	4-11	Carr 23	Frazier 24	18,999
11/11	Kansas City	L	93	103	4-12	Carr 27	Walker 27	2,802
11/13	@ Golden State	L	115	128	4-13	Carr 23	Barry 43	2,194
11/16	@ Seattle	L	93	117	4-14	Carr 26	Haywood 32	11,770
11/18	@ Los Angeles	L	100	102	4-15	Carr 24	Goodrich 30	13,205
11/22	@ Houston	W	104	96	5-15	Carr 27	Tomjanovich 28	1,762
11/23	@ Houston	W	85	83	6-15	Smith 20	Murphy 16	3,653
11/25	Boston	L	101	107	6-16	Carr 26	Havlicek 25	4,941
11/27	Seattle	W	120	118	7-16	Smith 34	Haywood 34	3,357
11/28	@ Detroit	W	96	91	8-16	Smith 23	Bing/Lanier 23	2,601
11/30	Philadelphia	W	112	110	9-16	Carr 34	Van Arsdale 29	2,566
12/1	@ New York	L	99	119	9-17	Wilkins 24	Jackson 30	18,922
12/2	Houston	L	104	130	9-18	Foster 18	Tomjanovich/Murphy 31	2,354
12/5	@ Philadelphia	W	89	75	10-18	Carr 26	Jones 16	4,230
12/7	Chicago	L	91	96	10-19	Carr 18	Sloan 19	2,868
12/9	Phoenix	L	106	117	10-20	Carr 26	Scott 31	3,042
12/11	Los Angeles (OT)	W	101	100	11-20	Carr 24	West 32	3,341
12/14	Buffalo	L	98	102	11-21	Warren 24	McAdoo 27	2,593
12/18	@ Buffalo	L	93	100	11-22	Carr 24	Heard/McAdoo 22	10,224
12/19	@ Kansas City	L	92	106	11-23	Carr/Clemons 21	Kojis 24	6,047
12/21	Seattle	W	101	96	12-23	Carr 30	Snyder 35	2,173
12/22	@ Atlanta	W	108	98	13-23	Carr 39	Maravich 25	5,602
12/23	Houston	W	99	91	14-23	Davis 23	Murphy 17	3,074
12/26	@ Milwaukee	L	110	123	14-24	Carr 29	Abdul-Jabbar 38	9,986
12/27	Kansas City	L	100	110	14-25	Carr 24	Williams/Walker 26	5,417
12/29	Boston @ Providence	L	92	111	14-26	Clemons 18	Havlicek 19	6,263
12/30	Atlanta	L	94	99	14-27	Carr 28	Maravich 29	6,442
1/4	Capital	L	91	94	14-28	Carr 22	Hayes 31	3,431
1/5	@ Atlanta	L	86	99	14-29	Carr 15	Hudson 31	7,370
1/9	@ Philadelphia	L	86	90	14-30	Davis 16	Mix 24	2,545
1/11	Detroit	L	96	106	14-31	Carr 25	Rowe 28	4,208
1/12	@ Detroit (OT)	W	117	112	15-31	Carr 27	Lanier 32	5,644
1/13	Philadelphia	W	96	94	16-31	Carr 26	Boyd/Carter 24	3,477
1/17	@ Capital	L	86	101	16-32	Carr 22	Chenier 26	8,217
1/19	@ Kansas City	L	108	111	16-33	Carr 31	Walker 22	5,538
1/22	@ Los Angeles (OT)	W	111	110	17-33	Wilkins 24	Priest 24	13,856
1/23	@ Phoenix	L	103	110	17-34	Smith 20	Scott 25	5,017
1/25	@ Portland	W	87	84	18-34	Smith 20	Wicks 31	8,484
1/26	@ Golden State	L	93	106	18-35	Smith 22	Barry 37	4,687
1/29	Atlanta	W	118	111	19-35	Smith 27	Maravich 33	4,543
1/30	@ Boston	L	108	120	19-36	Wilkins 24	White 27	5,970
2/1	Capital	L	99	107	19-37	Carr 28	Chenier 38	3,735
2/2	@ New York	L	87	103	19-38	Carr 18	Frazier 21	19,694
2/3	Chicago	L	94	108	19-39	Patterson 17	Sloan 25	3,406
2/5	Milwaukee	L	87	102	19-40	Wilkins 18	Abdul-Jabbar 33	5,291
2/8	@ Houston	L	106	120	19-41	Carr 22	Tomjanovich 39	4,237
2/9	@ Atlanta	L	90	99	19-42	Carr 24	Maravich 29	5,534
2/10	Buffalo	W	125	121	20-42	Carr 35	McAdoo 33	2,997
2/12	Capital	L	99	107	20-43	Wilkins 22	Porter 27	3,549
2/16	@ Portland	W	106	101	21-43	Patterson 22	Wicks 22	5,583
2/17	@ Seattle	L	97	106	21-44	Wilkins 25	Brown 24	14,078
2/19	Golden State	L	98	104	21-45	Carr 34	Russell 37	2,946
2/21	Golden State	L	103	122	21-46	Carr 26	Barry/G. Johnson 23	1,641
2/22	New York	L	110	117	21-47	Carr 32	Frazier 25	7,781
2/23	@ Capital	W	104	101	22-47	Carr 28	Hayes 35	9,247
2/24	Phoenix	W	101	97	23-47	Wilkins 19	Walk 22	3,288
3/1	@ Philadelphia	W	110	93	24-47	Carr 28	Erickson 22	3,852
3/3	@ Capital	L	93	98	24-48	Carr 24	Van Arsdale 25	5,072
3/9	@ Phoenix	L	100	109	24-49	Carr 16	Hayes 25	6,153
3/10	@ Houston	L	108	113	24-50	Carr 32	Van Arsdale 26	2,054
3/12	Atlanta	W	95	84	25-50	Carr/Smith 24	Tomjanovich 28	4,514
3/15	Boston	W	104	103	26-50	Wilkins 24	Maravich 19	7,304
3/16	@ Buffalo	L	105	114	26-51	Wilkins 18	Havlicek 28	18,000
3/17	Philadelphia	W	115	99	27-51	Carr 31	Smith 30	2,691
3/19	Portland	W	107	103	28-51	Smith 24	Van Arsdale 23	3,379
3/20	@ Capital	L	91	101	28-52	Wilkins 26	Petrie 34	7,943
3/24	New York	W	114	92	29-52	Wilkins 22	Hayes 34	8,829
3/26	@ Chicago	L	98	104	29-53	Carr/Smith 22	DeBusschere 20	5,327



# 1974-75

## Season Highlights

**Final Record:** 40-42

**Finished:** 3rd Place in Division

**Head Coach:** Bill Fitch

Jim Chones was acquired on May 17 for a future draft choice in a trade with Los Angeles...Cleveland opened Richfield Coliseum against the Boston Celtics, drawing 13,184 spectators...Cavaliers won 40 games for the 1st time in franchise history...Bingo Smith scored 41 points in a win at Washington on Nov. 6, becoming the second Cavalier to score 40 or more points in a game...over 20,000 (20,239) fans attended the home season finale against New York, marking the biggest crowd the Cavaliers had played in front of at that point in franchise history (home or road) and their 1st 20,000+ crowd.

## Final Statistics

1974-75		Field Goals					Free Throws			Rebounds									
PLAYER	G	MIN	FGM	FGA	PCT	FTM	FTA	PCT	OFF	DEF	REB	AST	PF	DQ	STL	BLK	PTS	AVG	HI
Smith	82	2636	585	1212	.483	132	160	.825	108	299	407	229	227	1	80	26	1302	15.9	41
Chones	72	2427	446	916	.487	152	224	.679	156	521	677	132	247	5	49	120	1044	14.5	28
Carr	41	1081	252	538	.468	89	106	.840	51	56	107	154	57	0	48	2	593	14.5	34
Snyder	82	2590	498	988	.504	165	195	.846	37	201	238	281	226	3	69	43	1161	14.2	30
Clemons	74	2691	369	768	.480	144	181	.796	97	232	329	381	194	0	84	21	882	11.9	29
Davis	78	1964	295	666	.443	176	245	.718	108	356	464	150	254	3	45	39	766	9.8	24
Brewer	82	1991	291	639	.455	103	159	.648	205	304	509	128	150	2	77	43	685	8.4	26
Foster	73	1136	217	521	.417	69	97	.711	56	54	110	103	130	1	22	2	503	6.9	23
Russell	68	754	150	365	.411	124	165	.752	43	109	152	45	100	0	21	3	424	6.2	18
Patterson	81	1269	161	387	.416	48	73	.658	112	217	329	93	128	1	21	20	370	4.6	23
Walker	72	1070	111	275	.404	80	117	.684	47	99	146	192	126	0	80	7	302	4.2	18
Witte	39	271	33	96	.344	19	31	.613	38	54	92	15	42	0	4	22	85	2.2	9
Cavaliers	82	19880	3408	7371	.462	1301	1753	.742	1058	2502	3560	1903	1881	16	600	348	8117	99.0	129
Opponents	82	19880	3263	7243	.451	1621	2102	.771	1235	2694	3929	1746	1932	26	711	277	8147	99.4	130

## Season Leaders (min. 50 games)

Scoring Leaders			Rebounding Leaders			Assist Leaders		
1	Bingo Smith	15.9 ppg	1	Jim Chones	9.4 rpg	1	Jim Clemons	5.1 apg
2	Jim Chones	14.5 ppg	2	Jim Brewer	6.2 rpg	2	Dick Snyder	3.4 apg
3	Dick Snyder	14.2 ppg	3	Dwight Davis	5.9 rpg	3	Bingo Smith	2.8 apg



**1974-75** Top Row (Left to Right): Charlie Strasser (Trainer), Jimmy Rodgers (Assistant Coach/Chief Scout), Fred Foster, Jim Brewer, Jim Chones, Luke Witte, Steve Patterson, Dwight Davis, Michael "Campy" Russell, Stephen Zayac, Jr. (Operations Manager)  
Bottom Row (Left to Right): Dick Snyder, Austin Carr, Bill Fitch (Head Coach/General Manager), Nick Mileti (President), Bobby "Bingo" Smith, Jim Clemons, Clarence "Foots" Walker

# 1974-75

## Cleveland Cavaliers Results

Date	Opponent	W/L	Cle	Opp	Record	Cavaliers High Scorer	Opponent High Scorer	Attend.
10/18	@ Portland (4 OT)	L	129	131	0-1	Carr 34	Johnson/Wicks 29	11,409
10/19	@ Golden State	L	110	113	0-2	Carr 23	Barry 48	4,402
10/20	@ Seattle	L	93	100	0-3	Carr 33	Brown 31	10,241
10/23	@ Boston	W	108	107	1-3	Carr 28	White 28	7,158
10/24	@ Atlanta	W	116	97	2-3	Carr 25	Drew 25	4,147
10/26	@ New Orleans	W	90	88	3-3	Carr 23	Barnett 30	3,425
10/29	Boston	L	92	107	3-4	Smith 20	White 24	13,184
10/31	Detroit	W	118	101	4-4	Carr 33	Lanier 41	5,484
11/3	Phoenix	W	104	101	5-4	Carr 27	Erickson 19	7,354
11/6	@ Washington	W	107	99	6-4	Smith 41	Unself 21	5,110
11/12	@ Buffalo	L	94	112	6-5	Carr 28	McAdoo 32	7,664
11/14	@ New York	L	89	94	6-6	Snyder 20	Monroe 26	15,337
11/16	@ Milwaukee	W	92	89	7-6	Carr 23	Dandridge 21	10,938
11/19	@ Houston	L	85	94	7-7	Smith 16	Newlin 24	2,164
11/21	Golden State	W	106	74	8-7	Carr 26	Barry 23	5,811
11/23	New Orleans	W	121	100	9-7	Smith 25	Barnett/Nelson 18	7,864
11/24	@ Kansas City	L	94	109	9-8	Carr 18	Archibald 27	4,555
11/26	Seattle	W	102	94	10-8	Carr 24	Haywood 29	4,537
11/28	Philadelphia	W	110	103	11-8	Carr 32	Cunningham/Mix 24	6,455
12/3	Houston	W	97	91	12-8	Davis 18	Abdul-Aziz 21	2,971
12/5	Kansas City	W	124	91	13-8	Davis 23	Behagen 19	4,493
12/6	@ Detroit	L	91	117	13-9	Chones 18	Bing 24	4,763
12/8	Washington	L	75	88	13-10	Clemons/Snyder 14	Chenier 24	8,148
12/11	@ Seattle	W	97	95	14-10	Chones/Snyder 18	Clark 22	10,033
12/13	@ Phoenix	L	84	85	14-11	Chones 22	Scott 34	5,756
12/17	@ Los Angeles	W	119	106	15-11	Clemons 29	Goodrich 35	10,009
12/19	Buffalo	W	106	104	16-11	Davis 20	McAdoo 49	6,876
12/21	Chicago	L	74	87	16-12	Chones 22	Love 28	6,871
12/23	New Orleans	W	95	79	17-12	Smith 15	Maravich 24	7,867
12/26	Los Angeles	L	89	99	17-13	Chones 28	Allen/Goodrich 28	12,526
12/29	Atlanta	W	110	103	18-13	Chones 25	Henderson 27	6,670
12/30	@ Washington	L	90	103	18-14	Clemons 16	Riordan 27	8,101
1/3	Houston	W	95	83	19-14	Smith 20	Tomjanovich 22	7,015
1/4	@ New York	L	102	103	19-15	Chones 27	Frazier 24	19,694
1/5	Phoenix	W	97	86	20-15	Smith/Snyder 25	Awtrey/Melchionni 15	6,831
1/7	@ Atlanta (OT)	L	112	113	20-16	Clemons 20	Henderson 30	2,973
1/10	@ Buffalo	L	100	104	20-17	Snyder 26	McAdoo 33	10,875
1/11	Milwaukee	L	81	91	20-18	Foster 17	Abdul-Jabbar 32	14,310
1/16	Portland	W	89	81	21-18	Snyder 29	Petrie 17	8,579
1/18	@ Philadelphia	W	108	106	22-18	Clemons/Davis 24	Cunningham 31	6,103
1/19	@ Detroit	L	98	100	22-19	Patterson 23	Mengelt 23	5,990
1/21	Washington	L	88	97	22-20	Smith 22	Riordan 22	4,718
1/23	New York	L	89	100	22-21	Snyder 30	P-Jackson 29	9,251
1/25	@ Washington	L	92	94	22-22	Snyder 19	Chenier 25	7,178
1/26	Seattle	L	93	96	22-23	Snyder 18	Burleson/Brown 21	4,219
1/28	@ Chicago	L	97	125	22-24	Davis 22	Love 37	5,210
1/30	Buffalo	L	91	97	22-25	Snyder 16	McAdoo 37	8,046
1/31	@ Boston	L	99	121	22-26	Smith 32	White 24	15,320
2/1	Atlanta (OT)	W	112	109	23-26	Smith 30	Henderson 32	4,831
2/2	Detroit	W	116	96	24-26	Clemons 22	Lanier 29	5,144
2/4	@ Atlanta	L	97	111	24-27	Snyder 24	Henderson 27	2,758
2/6	Portland	W	98	90	25-27	Chones 26	Petrie/Wicks 25	6,243
2/8	Kansas City (OT)	W	92	91	26-27	Snyder 25	Archibald 32	4,761
2/11	New Orleans	W	100	86	27-27	Smith 29	Maravich 18	3,788
2/12	@ Philadelphia	W	105	102	28-27	Smith 28	Cunningham 24	3,773
2/13	Golden State	W	96	93	29-27	Clemons 23	Barry/Wikes 20	9,062
2/14	@ Milwaukee	L	105	112	29-28	Smith 25	Abdul-Jabbar 32	10,938
2/16	Houston	W	100	95	30-28	Snyder 21	Murphy 33	9,082
2/18	Milwaukee	L	93	104	30-29	Chones 16	Brokaw 24	13,852
2/20	Washington	W	106	95	31-29	Clemons 17	Chenier 29	6,728
2/23	Atlanta (OT)	W	111	105	32-29	Foster 19	Van Arsdale 30	8,777
2/25	@ Houston	L	87	114	32-30	Smith 20	Tomjanovich 39	4,723
2/26	@ Phoenix	L	96	108	32-31	Snyder 22	Scott 24	5,447
2/28	@ Los Angeles	L	105	109	32-32	Davis 21	Allen 27	11,203
3/1	@ Golden State	L	95	110	32-33	Foster 18	Barry 23	7,632
3/4	@ Portland	L	98	117	32-34	Russell 15	Wicks 24	9,431
3/7	@ Houston	L	86	93	32-35	Chones 22	Murphy 23	8,876
3/9	@ New Orleans	L	86	90	32-36	Chones 15	Maravich 26	5,031
3/11	New Orleans	W	123	114	33-36	Smith 28	Maravich 23	5,369
3/13	Los Angeles	W	104	85	34-36	Foster 20	Russell 23	4,735
3/15	Philadelphia	L	88	96	34-37	Smith 23	Carter 36	13,897
3/16	@ New Orleans	W	113	111	35-37	Brewer 26	James 24	3,824
3/18	Washington	W	112	98	36-37	Smith/Snyder 23	Riordan 20	6,823
3/20	Chicago	W	87	83	37-37	Chones 22	Walker 31	7,491
3/22	@ Washington	L	97	100	37-38	Chones 18	Hayes 28	8,471
3/23	Houston	W	101	95	38-38	Brewer 18	Tomjanovich 30	14,769
3/25	Boston	L	84	89	38-39	Chones 18	Cowens 25	18,911
3/27	@ Chicago	W	86	83	39-39	Chones 16	Walker 18	10,031
3/28	@ Houston	L	105	112	39-40	Chones 20	Murphy 28	10,518
3/29	@ Atlanta	L	97	103	39-41	Brewer 19	Henderson 25	4,542
4/3	New York	W	100	95	40-41	Snyder 22	Monroe 21	20,239
4/6	@ Kansas City	L	94	95	40-42	Chones 23	Archibald 33	8,895

# 1975-76

## Season Highlights

**Final Record:** 49-33

**Finished:** 1st Place in Division

**Head Coach:** Bill Fitch

Cleveland made the playoffs for the 1st time...The season was known as "The Miracle of Richfield"...the Cavaliers defeated Washington in the First Round of the NBA Playoffs, 4-3 before losing to Boston in six games in the conference finals...team went on a seven-game winning streak (Dec. 11 to Dec. 21) and an eight-game winning streak (Feb. 6 to Feb. 22) during season...Bill Fitch named NBA Coach of the Year...Jim Brewer and Jimmy Clemens were named to the NBA's All-Defensive team (both second team)...won 20 games on the road for the first time.

## Final Statistics

1975-76 PLAYER	G	MIN	Field Goals			Free Throws			Rebounds			AST	PF	DQ	STL	BLK	PTS	AVG	HI
			FGM	FGA	PCT	FTM	FTA	PCT	OFF	DEF	REB								
Chones	82	2741	563	1258	.448	172	260	.662	197	542	739	163	241	2	42	93	1298	15.8	29
Russell	82	1961	483	1003	.482	266	344	.773	134	211	345	107	231	5	69	10	1232	15.0	35
Smith	81	2338	495	1121	.442	111	136	.816	83	258	341	155	231	0	583	36	1101	13.6	30
Snyder	82	2274	441	881	.501	155	188	.824	50	148	198	220	215	0	59	33	1037	12.6	36
Clemons	82	2835	413	887	.466	174	218	.798	124	230	354	428	214	2	124	20	1000	12.2	29
Brewer	82	2913	400	874	.458	140	214	.654	298	593	891	209	214	0	94	89	940	11.5	25
Carr	65	1282	276	625	.442	106	134	.791	67	65	132	122	92	0	37	2	658	10.1	27
Beard	15	255	35	90	.389	27	37	.730	14	29	43	45	36	0	10	2	97	6.5	16
Garrett (Tot)	55	540	108	258	.419	53	65	.815	45	72	117	17	68	0	25	7	269	4.9	22
Garrett (Cle)	41	216	51	127	.402	15	21	.714	18	24	42	10	36	0	17	3	117	2.9	15
Walker	81	1280	143	369	.388	84	108	.778	53	129	182	288	136	0	98	5	370	4.6	17
Thurmond (Tot)	78	13833	142	337	.421	62	123	.504	115	300	415	94	160	1	22	98	346	4.4	15
Thurmond (Cle)	65	1133	122	292	.418	54	105	.514	101	243	344	68	145	1	18	86	298	4.6	15
Patterson	14	136	15	38	.395	8	10	.800	7	21	28	9	11	0	3	5	38	2.7	8
Lambert	54	333	49	110	.445	25	37	.676	37	65	102	16	54	0	8	12	123	2.3	10
Witte	22	99	11	32	.344	9	15	.600	9	29	38	4	14	0	1	1	31	1.4	6
Fernsten	4	9	0	2	.000	0	0	---	0	1	1	0	1	0	0	0	0	0.0	0
Cavaliers	82	19805	3497	7709	.454	1346	1827	.737	1192	2588	3780	1844	1871	10	638	397	8340	101.7	132
Opponents	82	19805	3262	7188	.454	1610	2152	.748	1134	2792	3926	1728	1860	17	610	325	8134	99.2	125

## Season Leaders (min. 50 games)

### Scoring Leaders

1	Jim Chones	15.8 ppg
2	Campy Russell	15.0 ppg
3	Bingo Smith	13.6 ppg

### Rebounding Leaders

1	Jim Brewer	10.9 rpg
2	Jim Chones	9.0 rpg
3	Nate Thurmond	5.3 rpg

### Assist Leaders

1	Jim Clemons	5.2 apg
2	Foots Walker	3.6 apg
3	Dick Snyder	2.7 apg



**1975-76** Top Row (Left to Right): Jimmy Rodgers (Assistant Coach/Chief Scout), Jim Brewer, John Lambert, Jim Chones, Luke Witte, Nate Thurmond, Michael "Campy" Russell, Rowland Garrett, Charlie Strasser (Trainer)

Bottom Row (Left to Right): Jim Clemons, Austin Carr, Bill Fitch (Head Coach/General Manager), Nick Mileti (President), Stephen Zayac, Jr. (Executive Vice President), Bobby "Bingo" Smith, Dick Snyder, Clarence "Foots" Walker

# 1975-76

## Cleveland Cavaliers Results

Date	Opponent	W/L	Cle	Opp	Record	Cavaliers High Scorer	Opponent High Scorer	Attend.
10/23	Golden State	L	83	89	0-1	Clemons 18	Barry 22	14,631
10/25	@ New York	L	91	100	0-2	Chones/Snyder 17	Monroe 29	17,222
10/30	Chicago	W	108	91	1-2	Smith 22	Love 17	8,637
11/1	New Orleans	L	91	103	1-3	Clemons 17	Maravich 27	10,671
11/4	@ Washington	L	96	113	1-4	Chones 20	Hayes 23	5,763
11/6	@ Atlanta	W	113	108	2-4	Snyder 25	Hudson 24	3,761
11/7	@ New Orleans	W	94	90	3-4	Russell 22	Nelson 21	21,189
11/8	@ Houston	L	112	116	3-5	Snyder 28	Tomjanovich 26	7,361
11/11	@ Golden State	L	98	103	3-6	Smith 27	Barry 23	7,735
11/14	@ Seattle (OT)	L	97	100	3-7	Snyder 28	Brown 26	11,969
11/15	@ Portland	W	99	95	4-7	Brewer 20	Neal 25	10,848
11/18	Houston	L	91	95	4-8	Smith 21	Newlin 23	7,110
11/20	Buffalo (OT)	L	115	118	4-9	Chones 25	McAdoo 50	7,567
11/22	@ New York	W	95	94	5-9	Chones 26	Haywood 23	16,679
11/23	Boston	L	90	105	5-10	Snyder 21	White 27	10,263
11/25	@ Chicago	W	98	94	6-10	Chones 23	Van Lier 28	4,815
11/27	Kansas City	L	91	95	6-11	Smith 26	Walker 28	7,898
11/29	Seattle	W	124	108	7-11	Chones 29	Brown 30	10,151
12/2	Portland	W	91	80	8-11	Chones 19	Hollins 20	7,087
12/4	@ Kansas City	L	101	105	8-12	Smith 19	Wedman 24	7,711
12/5	@ Buffalo	L	88	125	8-13	Chones 13	Charles 24	7,305
12/9	@ Philadelphia	L	85	100	8-14	Smith 16	McGinnis 39	10,062
12/11	New York	W	109	95	9-14	Chones 26	Frazier 22	8,073
12/12	@ Milwaukee	W	109	91	10-14	Smith 19	Smith 19	10,498
12/13	New Orleans	W	112	90	11-14	Chones 22	Bibby 21	6,149
12/16	@ Los Angeles	W	123	103	12-14	Snyder 24	Abdul-Jabbar 34	11,378
12/17	@ Seattle	W	115	101	13-14	Russell 20	Derline 16	12,291
12/19	@ Phoenix (2OT)	W	128	124	14-14	Russell 27	Erickson/Van Arsdale 26	6,809
12/21	Los Angeles	W	99	98	15-14	Brewer 18	Abdul-Jabbar 34	19,404
12/26	Atlanta	L	97	98	15-15	Russell/Walker 17	Henderson/Hawkins 19	19,832
12/27	@ Washington	W	106	100	16-15	Carr 21	Hayes 22	8,556
12/28	Buffalo	W	111	88	17-15	Snyder 36	McAdoo 26	15,826
12/30	Kansas City	W	110	106	18-15	Russell 35	Archibald 32	15,387
1/2	@ Philadelphia	L	101	112	18-16	Russell 19	Collins/McGinnis 28	11,042
1/3	Detroit	L	100	104	18-17	Russell/Snyder 20	Money 24	15,172
1/7	@ Detroit (OT)	L	118	119	18-18	Smith 25	Trapp 24	3,926
1/8	Philadelphia	W	115	105	19-18	Chones/Snyder 19	McGinnis 26	9,547
1/10	@ Atlanta	W	106	100	20-18	Russell 18	Drew 25	5,766
1/11	Washington	W	106	104	21-18	Brewer/Snyder 25	Bing/Haskins 22	13,213
1/14	@ Washington	L	88	92	21-19	Russell 17	Bing 20	7,577
1/15	Atlanta	L	91	98	21-20	Smith 30	Hudson 20	8,364
1/17	Phoenix	W	105	85	22-20	Clemons 29	Adams 18	8,082
1/20	Boston	W	98	85	23-20	Smith 24	Havlicek 21	13,654
1/22	Seattle	W	109	99	24-20	Chones/Smith 22	Brown 17	5,102
1/24	Milwaukee	W	132	89	25-20	Russell 22	Dandridge 23	16,730
1/27	Detroit	W	85	83	26-20	Chones 19	Money 23	9,514
1/28	@ Houston	L	93	108	26-21	Thurmond 15	Murphy 25	4,115
1/30	@ Chicago	W	91	89	27-21	Smith 21	Johnson 19	7,729
2/1	@ New Orleans	L	95	96	27-22	Smith 18	Maravich 36	13,940
2/6	@ Philadelphia	W	92	87	28-22	Chones 25	Collins 24	10,539
2/8	Washington	W	83	78	29-22	Snyder 16	Hayes 16	21,130
2/12	Chicago	W	86	83	30-22	Clemons 17	Laskowski/Marin/Love 18	9,476
2/13	@ Milwaukee	W	101	96	31-22	Chones 19	Winters 24	10,938
2/14	@ Buffalo	W	114	111	32-22	Chones 29	McAdoo 41	14,191
2/17	Atlanta	W	112	92	33-22	Russell 23	Drew 28	10,417
2/19	Portland	W	112	94	34-22	Russell 18	Wicks 23	9,875
2/22	Houston	W	107	103	35-22	Chones 25	Newlin 27	20,192
2/23	@ Houston	L	114	117	35-23	Snyder 25	Newlin 25	4,243
2/25	@ Detroit	W	108	101	36-23	Russell 17	Lanier 27	4,824
3/1	@ Los Angeles	L	97	108	36-24	Russell 21	Abdul-Jabbar 26	12,044
3/3	@ Phoenix	L	92	108	36-25	Russell 25	Westphal 31	4,523
3/5	@ Portland	W	113	100	37-25	Russell 23	Petrie 27	9,108
3/6	@ Golden State	L	106	117	37-26	Russell 21	C. Johnson 23	12,787
3/11	Golden State	W	110	99	38-26	Smith 24	Barry 24	19,821
3/13	Phoenix	W	99	77	39-26	Carr 18	Perry 14	17,592
3/16	Los Angeles	L	105	109	39-27	Chones 23	Abdul-Jabbar 32	11,429
3/18	Philadelphia	W	110	104	40-27	Chones 26	McGinnis 30	12,876
3/19	@ New Orleans	L	81	103	40-28	Chones 20	Bibby 20	12,163
3/20	@ Atlanta	W	107	99	41-28	Chones/Clemons 20	Holland 21	6,857
3/21	Washington	W	95	92	42-28	Smith 27	Hayes 20	20,784
3/25	Buffalo	L	94	109	42-29	Snyder 21	McAdoo 36	15,411
3/26	@ Boston	L	93	95	42-30	Russell 21	Cowens 29	15,320
3/27	Milwaukee	W	103	99	43-30	Snyder 20	Dandridge 22	19,526
3/30	Houston	W	95	86	44-30	Clemons/Russell 19	Kunnett/Newlin 14	9,042
3/31	@ New Orleans	W	110	101	45-30	Clemons 18	Maravich 21	8,734
4/1	Boston	L	88	95	45-31	Russell 19	Scott 30	19,392
4/3	@ Kansas City	L	101	104	45-32	Russell 25	Archibald 24	5,827
4/4	Atlanta	W	120	92	46-32	Carr 27	Hudson 23	8,439
4/6	@ Boston	W	101	92	47-32	Russell 20	Havlicek 23	11,243
4/8	New Orleans	W	111	97	48-32	Chones 20	Williams 21	11,218
4/10	New York	W	99	94	49-32	Chones 25	Monroe 30	14,326
4/11	@ New York	L	78	103	49-33	Snyder 13	Beard 16	12,447

# 1976-77

## Season Highlights

**Final Record:** 43-39

**Finished:** 4th Place in Division

**Head Coach:** Bill Fitch

Cavaliers made the playoffs with a winning record in consecutive seasons...fell to Washington in NBA Playoffs First Round, 2-1...opened the season by winning their first eight games...Cleveland won their first nine home games of the season...Jim Brewer was named to the NBA's All-Defensive Team (second team).

## Final Statistics

1976-77	Field Goals				Free Throws			Rebounds													
PLAYER	G	MIN	FGM	FGA	PCT	FTM	FTA	PCT	OFF	DEF	REB	AST	PF	DQ	STL	BLK	PTS	AVG	HI		
Russell	70	2109	435	1003	.434	288	370	.778	144	275	419	189	196	3	70	24	1158	16.5	36		
Carr	82	2409	558	1221	.457	213	268	.795	120	120	240	220	221	3	57	10	1329	16.2	42		
B.Smith	81	2135	513	1149	.446	148	181	.818	92	225	317	152	211	3	61	30	1174	14.5	34		
Chones	82	2378	450	972	.463	155	212	.731	208	480	688	104	258	3	32	77	1055	12.9	24		
Clemons	60	2045	257	592	.434	112	148	.757	99	174	273	308	126	0	66	23	626	10.4	25		
Snyder	82	1685	316	693	.456	127	149	.852	47	102	149	160	177	2	45	30	759	9.3	18		
E.Smith (Tot)	70	1464	241	507	.475	117	213	.549	114	325	439	43	207	4	35	144	599	8.6	30		
E.Smith (Cle)	36	675	128	254	.504	56	108	.519	62	169	231	13	98	2	16	75	312	8.7	30		
Brewer	81	2672	296	657	.451	97	178	.545	275	487	762	195	214	3	94	82	689	8.5	20		
Brokaw (Tot)	80	1487	242	564	.429	163	219	.744	22	101	123	228	164	2	36	36	647	8.1	27		
Brokaw (Cle)	39	596	112	240	.467	58	82	.707	12	47	59	117	79	2	14	13	282	7.2	21		
Walker	62	1216	157	349	.450	89	115	.774	55	105	160	254	124	1	83	4	403	6.5	23		
Thurmond	49	997	100	246	.407	68	106	.642	121	253	374	83	128	2	16	81	268	5.5	13		
Garrett	29	215	40	93	.430	18	22	.818	10	30	40	7	30	0	7	3	98	3.4	12		
Lambert	63	555	67	157	.427	25	36	.694	62	92	154	31	75	0	16	18	159	2.5	11		
Howard	9	28	8	15	.533	5	6	.833	2	3	5	5	7	0	1	2	21	2.3	8		
Williams	22	65	14	47	.298	9	12	.750	3	1	4	7	7	0	1	0	37	1.7	6		
Cavaliers	82	19780	3451	7688	.449	1468	1993	.737	1312	2563	3875	1845	1951	24	579	472	8370	102.1	130		
Opponents	82	19780	3265	7268	.449	1748	2325	.752	1202	2711	3913	1736	1908	23	660	389	8278	101.0	133		

## Season Leaders (min. 50 games)

Scoring Leaders			Rebounding Leaders			Assist Leaders		
1	Campy Russell	16.5 ppg	1	Jim Brewer	9.4 rpg	1	Jim Clemons	5.1 apg
2	Austin Carr	16.2 ppg	2	Jim Chones	8.4 rpg	2	Foots Walker	4.1 apg
3	Bingo Smith	14.5 ppg	3	Elmore Smith	6.3 rpg	3	Gary Brokaw	2.9 apg



**1976-77** Top Row (Left to Right): Jim Rodgers (Assistant Coach), Chuckie Williams, Jim Brewer, John Lambert, Jim Chones, Luke Witte, Nate Thurmond, Campy Russell, Rowland Garrett, Charlie Strasser (Trainer)  
Bottom Row (Left to Right): Jim Clemons, Bobby "Bingo" Smith, Bill Fitch (Head Coach/General Manager), Nick Mileti (President), Austin Carr, Foots Walker, Dick Snyder

# 1976-77

## Cleveland Cavaliers Results

Date	Opponent	W/L	Cle	Opp	Record	Cavaliers High Scorer	Opponent High Scorer	Attend.
10/22	Chicago	W	106	95	1-0	Carr 18	Van Lier 26	19,783
10/24	Los Angeles	W	100	95	2-0	Russell 16	Abdul-Jabbar 29	12,843
10/28	New York	W	114	90	3-0	B. Smith 23	Layton 24	10,837
10/30	@ Buffalo	W	109	105	4-0	Russell 20	Dantley 25	10,021
10/31	New Orleans	W	106	92	5-0	B. Smith 17	Maravich 27	10,453
11/1	@ New Jersey	W	82	75	6-0	Carr 18	Archibald 22	4,681
11/4	Milwaukee	W	96	88	7-0	Russell 22	Winters 23	10,502
11/6	New Jersey	W	101	93	8-0	Carr 21	Williamson 28	18,681
11/7	@ Atlanta	L	97	107	8-1	Carr 23	Drew 26	2,750
11/9	@ Milwaukee	W	111	90	9-1	Russell 25	Brokaw/Lloyd 16	9,137
11/10	@ Detroit	L	112	123	9-2	Russell 22	Lanier 36	6,257
11/13	@ Phoenix	W	103	90	10-2	Carr 22	Sobers 20	8,671
11/14	@ Los Angeles	W	97	95	11-2	Chones 23	Russell 23	11,122
11/17	@ Seattle	L	78	92	11-3	Snyder 16	Seals 21	11,873
11/21	@ New Orleans	L	92	97	11-4	Carr 19	Maravich 41	14,282
11/25	Detroit	W	111	105	12-4	Carr 23	Lanier 21	13,993
11/26	@ Boston	W	108	92	13-4	B. Smith 22	Wicks 17	13,770
11/27	Philadelphia	W	111	104	14-4	Russell 25	Erving 19	19,548
11/30	Denver	W	99	93	15-4	B. Smith 20	Thompson 19	18,031
12/1	@ Kansas City (OT)	W	98	91	16-4	B. Smith 20	Boone 31	7,659
12/3	@ Indiana	L	109	112	16-5	Chones 19	Knight 29	11,977
12/5	@ Portland	L	89	93	16-6	B. Smith 20	Lucas 22	12,575
12/7	@ Golden State	L	104	120	16-7	Russell 24	Barry 37	12,638
12/9	@ Denver	L	94	104	16-8	B. Smith 20	Thompson 29	17,817
12/11	Atlanta	L	94	95	16-9	Carr 24	Drew 20	12,739
12/16	Indiana	W	111	105	17-9	Clemons/Russell 19	Knight 30	10,376
12/18	@ New York (OT)	L	113	115	17-10	Clemons 25	Haywood 35	19,008
12/19	San Antonio	W	106	105	18-10	B. Smith 27	Gervin 24	10,056
12/21	Boston	W	108	101	19-10	Clemons 23	White 20	18,127
12/25	@ Washington	L	99	117	19-11	Chones 15	Robinson 28	9,801
12/26	Buffalo	L	96	103	19-12	Russell 21	Smith 25	9,633
12/28	Kansas City	L	106	113	19-13	Russell 28	Taylor 29	11,754
12/30	Seattle	W	105	100	20-13	Russell 17	Brown 42	11,814
1/1	@ New York	L	110	121	20-14	Chones 21	Monroe 28	19,694
1/2	Houston	W	104	80	21-14	Russell 23	Tomjanovich 25	13,031
1/6	Golden State	W	129	100	22-14	Carr 28	C. Johnson/Wilkes 22	11,033
1/7	@ Philadelphia	L	96	116	22-15	Carr 22	McGinnis 33	18,276
1/8	Washington	W	114	107	23-15	B. Smith 24	Hayes 31	17,551
1/11	Los Angeles (OT)	L	99	101	23-16	B. Smith 22	Abdul-Jabbar 40	11,924
1/14	@ Denver	L	96	116	23-17	Russell 17	Issel/Thompson 19	17,709
1/15	@ Phoenix	L	79	94	23-18	Chones 18	Westphal 24	13,274
1/18	@ Milwaukee	W	101	93	24-18	Carr 22	Winters 18	9,047
1/20	Portland	L	91	99	24-19	Russell 22	Lucas 32	15,668
1/22	Milwaukee	W	130	116	25-19	Carr 28	Winters 27	13,547
1/26	@ Chicago	L	93	106	25-20	Russell 21	Gilmore 32	9,047
1/27	New York	W	113	111	26-20	Russell 31	Frazier 29	15,194
1/28	@ Buffalo	Rescheduled, 2/17						
1/30	Buffalo	Rescheduled, 3/20						
2/1	@ San Antonio	L	87	92	26-21	Russell 16	Gervin 32	9,179
2/4	@ Kansas City	W	102	101	27-21	Carr 29	Boone 35	9,333
2/6	New Jersey	L	90	94	27-22	B. Smith 19	Hawkins 37	9,364
2/8	@ Houston	L	81	97	27-23	Russell 21	Tomjanovich 26	8,152
2/10	Indiana	W	116	101	28-23	Brewer 18	Knight 26	8,611
2/11	@ Detroit	L	94	101	28-24	Carr 25	Lanier 30	9,745
2/15	Portland	W	117	96	29-24	Russell 36	Lucas 25	12,679
2/17	@ Buffalo	L	103	112	29-25	Russell 24	Dantley 28	6,113
2/19	Phoenix	W	92	88	30-25	Chones 22	Westphal 23	17,822
2/20	@ Philadelphia	L	111	112	30-26	Carr 26	Erving 34	15,875
2/24	Golden State	W	99	86	31-26	Russell 30	Smith 28	13,439
2/26	Chicago	L	98	104	31-27	B. Smith 23	Gilmore 25	17,774
3/2	@ Seattle	W	105	85	32-27	Carr 25	Weatherspoon 18	13,017
3/4	@ Portland	W	113	101	33-27	Russell 26	Gross 17	12,202
3/6	@ Los Angeles	L	99	104	33-28	Russell 22	Abdul-Jabbar/Russell 20	15,205
3/8	@ Golden State	L	102	112	33-29	Russell 17	Wilkes 21	12,593
3/10	@ San Antonio	L	100	106	33-30	Carr/Chones 14	Pault 26	9,088
3/13	@ Atlanta	W	115	113	34-30	E. Smith 30	Robinson 31	6,667
3/15	Philadelphia	L	102	133	34-31	Chones 22	Erving 29	19,548
3/17	Houston	L	87	88	34-32	B. Smith 15	Tomjanovich 23	13,184
3/18	@ New Jersey	W	101	88	35-32	Chones 24	Bantom/Hawkins 24	8,663
3/19	San Antonio	W	94	89	36-32	Chones 23	Kenon 28	16,157
3/20	Buffalo	W	115	108	37-32	Carr 22	Dantley 37	10,325
3/22	Seattle	W	108	104	38-32	Carr 29	Watts 27	10,041
3/23	@ Washington	L	90	95	38-33	Snyder 16	Hayes 22	17,133
3/24	New Orleans	L	87	92	38-34	Carr 26	Maravich 36	11,849
3/26	Atlanta	W	99	94	39-34	Walker 23	Drew 32	12,344
3/27	@ Chicago	L	90	95	39-35	B. Smith 22	Van Lier 27	19,757
3/29	Boston	W	110	82	40-35	Carr 24	Covens 16	17,057
4/1	@ New Orleans	W	115	106	41-35	Carr 25	Maravich 41	7,754
4/2	@ Houston	L	93	106	41-36	B. Smith 15	Tomjanovich 33	11,256
4/3	Kansas City	W	113	107	42-36	B. Smith 22	Washington 30	12,963
4/5	Washington (OT)	L	113	119	42-37	B. Smith 34	Hayes 32	19,548
4/7	Denver	W	108	94	43-37	B. Smith 23	Thompson 23	18,677
4/9	Detroit	L	96	103	43-38	B. Smith 19	Lanier 30	11,945
4/10	@ Boston	L	105	115	43-39	Carr 42	White 30	11,240



# 1977-78

## Season Highlights

**Final Record:** 43-39

**Finished:** 3rd Place in Division

**Head Coach:** Bill Fitch

Cavaliers made the playoffs with a winning record for third consecutive season...fell to New York in NBA Playoffs First Round, 2-0... acquired Walt Frazier from New York as compensation for anticipated signing of former Cavalier Jim Cleamons on Oct. 8...closed out the regular season by winning their final six games and nine out of the last 10...Clarence "Foots" Walker ranked sixth in the NBA in steals (2.17) and seventh in assists (5.6).

## Final Statistics

1977-78 PLAYER	G	MIN	Field Goals			Free Throws			Rebounds			AST	PF	DQ	STL	BLK	PTS	AVG	HI
			FGM	FGA	PCT	FTM	FTA	PCT	OFF	DEF	REB								
Russell	72	2520	523	1168	.448	352	469	.751	154	304	458	278	193	3	88	12	1398	19.4	38
Frazier	51	1664	336	714	.471	153	180	.850	54	155	209	209	124	1	77	13	825	16.2	29
Chones	82	2906	525	1113	.472	180	250	.720	219	625	844	131	235	4	52	58	1230	15.0	31
E.Smith	81	1996	402	809	.497	205	309	.663	178	500	678	57	241	4	50	176	1009	12.5	32
Carr	82	2186	414	945	.438	183	225	.813	76	111	187	225	168	1	68	19	1011	12.3	30
B.Smith	82	1581	369	840	.439	108	135	.800	65	142	207	91	155	1	38	21	846	10.3	30
Walker	81	2496	287	641	.448	159	221	.719	76	218	294	453	218	0	176	24	733	9.0	20
Furlow	53	827	192	443	.433	88	99	.889	47	60	107	72	67	0	21	14	472	8.9	23
Brewer	80	1798	175	390	.449	46	100	.460	182	313	495	98	178	1	60	48	396	5.0	20
Snyder	58	860	112	252	.444	56	64	.875	9	40	49	56	74	0	23	19	280	4.8	17
Lambert	76	1075	142	336	.423	27	48	.563	125	199	324	38	169	0	27	50	311	4.1	16
Jordan	22	171	19	56	.339	12	16	.750	2	9	11	32	10	0	12	1	50	2.3	11
Cavaliers	82	19880	3496	7707	.454	1569	2116	.741	1187	2676	3863	1740	1832	15	692	455	8561	104.4	136
Opponents	82	19880	3474	7620	.456	1574	2113	.745	1214	2779	3993	1915	1952	16	690	446	8522	103.9	129

## Season Leaders (min. 50 games)

### Scoring Leaders

1	Campy Russell	19.4 ppg
2	Walt Frazier	16.2 ppg
3	Jim Chones	15.0 ppg

### Rebounding Leaders

1	Jim Chones	10.3 rpg
2	Elmore Smith	8.4 rpg
3	Campy Russell	6.4 rpg

### Assist Leaders

1	Foots Walker	5.6 apg
2	Walt Frazier	4.1 apg
3	Campy Russell	3.9 apg



**1977-78** Top Row (Left to Right): Jim Rodgers (Assistant Coach), Dick Snyder, Jim Brewer, Elmore Smith, John Lambert, Jim Chones, Campy Russell, Terry Furlow, Charlie Strasser (Trainer), Anthony Culotta (Vice President/Treasurer)  
Bottom Row (Left to Right): Bobby "Bingo" Smith, Walt Frazier, Bill Fitch (Head Coach/General Manager), Nick Mileti (President), Austin Carr, Ed Jordan, Foots Walker



# 1977-78

## Cleveland Cavaliers Results

Date	Opponent	W/L	Cle	Opp	Record	Cavaliers High Scorer	Opponent High Scorer	Attend.
10/18	Chicago	L	88	91	0-1	Russell 21	Gilmore 34	15,192
10/20	@ New Orleans	W	107	104	1-1	Russell 23	Maravich 29	11,207
10/22	@ Atlanta	L	101	107	1-2	Russell 24	Drew 23	7,894
10/25	@ New York (OT)	W	117	112	2-2	Frazier/Russell 28	McAdoo 29	19,694
10/27	Kansas City	L	104	119	2-3	Russell 32	Birdsong 18	7,832
10/29	Boston	W	103	98	3-3	Frazier 22	White 18	13,296
11/1	Denver	W	110	93	4-3	Chones 21	Thompson 25	9,387
11/2	@ Boston	W	104	101	5-3	Frazier 22	White 20	11,562
11/3	Milwaukee	W	100	91	6-3	B. Smith 24	Johnson 20	8,264
11/5	New Jersey	W	105	93	7-3	B. Smith 30	King 36	11,405
11/11	@ Milwaukee	W	88	82	8-3	Frazier 16	Bridgeman 20	10,938
11/15	@ Los Angeles (OT)	W	102	95	9-3	Russell/B. Smith 16	Washington 16	10,792
11/18	@ Golden State	L	104	108	9-4	Frazier 27	Barry 28	12,887
11/19	@ Portland	L	67	109	9-5	Chones/Russell 12	Owens/Steele 17	12,666
11/20	@ Seattle	W	115	108	10-5	Walker/Russell 20	Brown 31	10,005
11/24	Phoenix	W	97	82	11-5	Russell 25	Westphal 22	15,445
11/26	@ Detroit	W	105	87	12-5	Frazier 18	Lanier/Simpson 19	9,253
11/29	Los Angeles	W	118	101	13-5	Walker 20	Tatum 19	13,754
12/1	Houston	L	92	105	13-6	Russell 23	Malone 28	9,187
12/3	@ Chicago	L	97	111	13-7	Russell 26	Gilmore 29	14,928
12/4	Washington	L	94	100	13-8	Carr/Russell 22	Chenier 28	9,765
12/6	Portland	L	94	116	13-9	Carr 20	Gross 27	6,723
12/7	@ Washington	L	95	96	13-10	Chones 20	Dandridge 21	7,627
12/9	@ Buffalo	Rescheduled, 3/10						
12/10	Atlanta	W	102	87	14-10	Chones 29	Behagen 16	6,766
12/13	Seattle	W	116	104	15-10	Russell 30	Brown 23	6,666
12/16	@ New Jersey (OT)	L	106	116	15-11	Carr/Russell 19	King 26	5,136
12/17	@ Philadelphia	L	116	129	15-12	Russell 38	McGinnis 23	13,101
12/18	Golden State	W	101	95	16-12	Chones 31	Barry 26	14,814
12/22	New York	W	112	100	17-12	Frazier 23	McAdoo 35	12,428
12/25	Buffalo	W	111	105	18-12	Russell 28	Knight 26	9,025
12/27	New Orleans	L	102	113	18-13	Frazier 29	Maravich 42	19,548
12/29	@ Houston	L	99	104	18-14	Russell 29	Malone/Murphy 26	13,485
12/30	@ San Antonio	L	101	122	18-15	Russell 20	Gervin 29	9,189
1/1	@ New York	L	87	96	18-16	Chones 24	Haywood 22	16,355
1/4	@ Philadelphia	L	93	108	18-17	Carr 22	Erving 21	13,564
1/5	New Jersey	W	110	94	19-17	Frazier 15	King 20	6,129
1/7	San Antonio (OT)	L	107	109	19-18	Russell 26	Kenon 30	13,720
1/10	Golden State	Rescheduled, 3/27						
1/13	@ Seattle	L	98	104	19-19	Carr/Chones 20	Brown 23	12,683
1/15	@ Phoenix	L	104	113	19-20	Russell 24	Davis 31	11,787
1/17	@ Denver	L	89	104	19-21	Russell 19	Thompson 25	15,327
1/19	Philadelphia	W	117	109	20-21	E. Smith 27	Erving 43	14,170
1/20	@ Chicago	Rescheduled, 2/20						
1/22	Atlanta	W	93	89	21-21	Russell 20	Drew 31	9,199
1/24	@ Indiana	W	96	92	22-21	E. Smith 23	Bantom 17	10,585
1/26	Indiana	Rescheduled, 3/20						
1/28	Detroit	L	105	115	22-22	Chones 22	Lanier 30	9,205
1/29	@ Detroit (OT)	L	116	120	22-23	Russell 35	Lanier 39	3,621
1/31	Los Angeles	L	107	116	22-24	Frazier 27	Abdul-Jabbar 31	10,608
2/2	Washington	W	110	93	23-24	E. Smith 32	Dandridge 25	7,553
2/3	@ Buffalo	W	104	101	24-24	B. Smith 22	Nater 35	7,561
2/7	New Orleans	W	122	99	25-24	Carr/Furrow 22	Goodrich/Robinson 21	7,209
2/9	Portland	L	88	94	25-25	Carr 19	Lucas 35	14,292
2/10	@ Milwaukee (OT)	L	98	108	25-26	E. Smith 24	Bridgeman/Meyers 22	10,938
2/12	@ Kansas City	L	88	101	25-27	B. Smith 21	Burleson 20	6,275
2/14	New York (2OT)	W	136	127	26-27	Frazier 26	McAdoo 40	7,879
2/16	Denver	W	119	87	27-27	Chones/B. Smith 18	Roberts 19	9,578
2/17	@ New Jersey	W	99	96	28-27	Frazier 21	Williamson 32	4,163
2/18	Kansas City	W	105	101	29-27	Russell 21	Boone 25	13,824
2/20	@ Chicago	L	95	106	29-28	Furrow 20	Gilmore 21	9,479
2/21	Philadelphia	L	114	127	29-29	Russell 20	McGinnis 26	17,021
2/24	@ New Orleans	L	98	101	29-30	Chones 16	Goodrich 30	11,280
2/25	@ San Antonio	L	108	112	29-31	Chones 22	Gervin 36	8,100
2/27	@ Houston	W	110	87	30-31	Russell 25	Murphy 26	8,250
3/1	@ Denver	W	110	104	31-31	Russell 23	Thompson 33	14,747
3/4	@ Portland	L	100	105	31-32	E. Smith 29	Gross 26	12,666
3/5	@ Los Angeles	L	117	128	31-33	E. Smith 25	Abdul-Jabbar 26	14,401
3/8	@ Golden State	L	108	118	31-34	Russell 34	Barry 32	11,428
3/10	@ Buffalo	L	117	118	31-35	Russell 25	Nater 30	4,055
3/12	@ Indiana	W	95	90	32-35	Chones 19	Edwards 23	11,368
3/14	Houston	W	119	98	33-35	E. Smith 26	Murphy 22	9,069
3/16	Boston	W	112	102	34-35	Carr/Russell 21	Bing 30	16,417
3/19	Phoenix	L	112	123	34-36	Russell 22	Westphal 39	15,622
3/20	Indiana	L	104	127	34-37	E. Smith 22	Sobers 29	7,109
3/22	@ Boston	L	99	105	34-38	Russell 23	Bing 24	10,025
3/26	Chicago	W	95	78	35-38	Furrow 23	Sheppard 18	9,086
3/27	Golden State	W	98	88	36-38	Carr 20	Smith 26	8,567
3/28	Seattle	W	112	100	37-38	E. Smith 19	D. Johnson 21	9,765
3/30	San Antonio	L	95	99	37-39	E. Smith 24	Gervin 28	14,976
3/31	@ Washington	W	102	101	38-39	Russell 24	Hayes 26	8,660
4/1	Detroit	W	113	99	39-39	Carr 25	Ford 21	15,325
4/4	Buffalo	W	116	105	40-39	Carr 24	Nater 20	7,876
4/6	Milwaukee	W	117	105	41-39	Chones 27	Johnson 22	11,265
4/7	@ Atlanta	W	111	109	42-39	Russell 27	Drew 29	9,631
4/9	@ Kansas City	W	120	117	43-39	Russell 31	Wedman 23	4,684

# 1978-79

## Season Highlights

**Final Record:** 30-52

**Finished:** 4th Place in Division

**Head Coach:** Bill Fitch

Cavaliers missed the playoffs for the first time in four years...Campy Russell was named an All-Star and led the team in scoring at 21.9 points per game...the Cavaliers did not play in one overtime game, one of only two seasons in which that occurred (inaugural season)...Clarence "Foots" Walker finished fourth in the NBA in steals (2.36)...Mike Mitchell was named All-Rookie Second Team.

## Final Statistics

PLAYER	Field Goals					Free Throws			Rebounds													
	G	MIN	FGM	FGA	PCT	FTM	FTA	PCT	OFF	DEF	REB	AST	PF	DQ	STL	BLK	PTS	AVG	HI			
Russell	74	2859	603	1268	.476	417	523	.797	147	356	503	348	222	2	98	25	1623	21.9	41			
Carr	82	2714	551	1161	.475	292	358	.816	155	135	290	217	210	1	77	14	1394	17.0	30			
Chones	82	2850	472	1073	.440	158	215	.735	260	582	842	181	278	4	47	102	1102	13.4	28			
Furlow	49	1110	275	569	.483	103	125	.824	44	52	96	103	80	1	40	17	653	13.3	25			
B.Smith	72	1650	361	784	.460	83	106	.783	77	129	206	121	188	2	43	7	805	11.2	23			
Frazier	12	279	54	122	.443	21	27	.778	7	13	20	32	22	0	13	2	129	10.8	18			
Mitchell	80	1576	362	706	.513	131	178	.736	127	202	329	60	215	6	51	29	855	10.7	32			
Walker	55	1753	208	448	.464	137	175	.783	59	139	198	321	153	0	130	18	553	10.1	26			
Lee (Tot)	82	1779	290	634	.457	175	230	.761	33	93	126	295	146	0	86	1	755	9.2	22			
Lee (Cle)	33	782	146	321	.455	87	113	.770	22	45	67	126	58	0	30	0	379	11.5	22			
E.Smith	24	332	69	130	.531	18	26	.692	45	61	106	13	60	0	7	16	156	6.5	16			
Higgs	68	1050	127	279	.455	85	111	.766	18	84	102	141	176	2	66	11	339	5.0	21			
Lambert	70	1030	148	329	.450	35	55	.636	116	174	290	43	163	0	25	29	331	4.7	16			
Brewer	55	1301	114	259	.440	23	48	.479	125	245	370	74	136	2	48	56	251	4.6	14			
Davis	40	394	66	153	.431	30	43	.698	27	39	66	16	66	1	13	8	162	4.1	12			
Cavaliers	82	19680	3556	7602	.468	1620	2103	.770	1229	2256	3485	1796	2027	21	688	334	8732	106.5	127			
Opponents	82	19680	3600	7150	.503	1837	2423	.758	1123	2587	3710	2062	2001	21	658	503	9037	110.2	139			

## Season Leaders (min. 50 games)

### Scoring Leaders

1	Campy Russell	21.9 ppg
2	Austin Carr	17.0 ppg
3	Jim Chones	13.4 ppg

### Rebounding Leaders

1	Jim Chones	10.3 rpg
2	Campy Russell	6.8 rpg
3	Jim Brewer	6.7 rpg

### Assist Leaders

1	Foots Walker	5.8 apg
2	Campy Russell	4.7 apg
3	Butch Lee	3.6 apg



**1978-79** Top Row (Left to Right): Jim Rodgers (Assistant Coach), Mike Mitchell, Jim Chones, John Lambert, Elmore Smith, Harry Davis, Charlie Strasser (Trainer), Tony Culotta (Vice President/Treasurer)  
Bottom Row (Left to Right): Foots Walker, Butch Lee, Campy Russell, Bill Fitch (Head Coach/General Manager), Nick Mileti (President), Austin Carr, Kenny Higgs, Bobby "Bingo" Smith

# 1978-79

## Cleveland Cavaliers Results

Date	Opponent	W/L	Cle	Opp	Record	Cavaliers High Scorer	Opponent High Scorer	Attend.
10/13	@ Boston	W	115	101	1-0	Furlow 22	White 20	15,547
10/17	Los Angeles	W	113	111	2-0	Walker 26	Dantley 31	11,365
10/21	Chicago	W	113	104	3-0	Carr 20	Gilmore 32	11,030
10/24	New Orleans	W	122	104	4-0	Russell 28	Maravich 24	7,744
10/25	@ Detroit	L	105	110	4-1	Russell 36	Lanier 26	8,656
10/27	@ New Jersey	L	108	123	4-2	Chones 28	King 34	3,353
10/29	Golden State	L	94	99	4-3	Russell 28	Parish 22	7,622
10/31	Indiana	L	114	119	4-4	Furlow 25	J. Davis 27	5,261
11/1	@ Kansas City	L	107	122	4-5	Russell 31	Robinzine 23	6,150
11/3	@ Denver	L	93	110	4-6	Russell 21	Thompson 29	15,211
11/4	@ San Diego	W	112	106	5-6	Furlow 21	Free 24	9,791
11/5	@ Los Angeles	L	107	117	5-7	Chones 21	Abdul-Jabbar/Dantley 26	8,617
11/8	@ Phoenix	L	96	118	5-8	Carr 21	Lee 24	9,311
11/10	@ Seattle	L	95	109	5-9	Russell 19	Shelton 19	16,384
11/12	@ Portland	L	91	98	5-10	Russell 26	Lucas 24	12,666
11/14	Washington	L	106	122	5-11	Russell 27	Hayes 26	8,081
11/16	New York	L	93	97	5-12	Carr 22	Williams 23	6,198
11/18	Boston	L	90	92	5-13	Russell 29	White 20	13,449
11/21	Phoenix	L	108	110	5-14	Chones/Walker/ Smith 17	Davis 28	6,524
11/24	@ Indiana	W	104	98	6-14	Furlow 25	Edwards 36	8,936
11/28	Atlanta	W	112	98	7-14	Russell 26	Hill 26	4,130
11/30	Portland	L	97	98	7-15	Carr 24	Lucas 23	8,268
12/2	Milwaukee	L	100	106	7-16	Chones/Russell 19	M. Johnson 34	9,052
12/5	@ Washington	L	102	117	7-17	Russell 26	Danbridge/Grevey 17	6,628
12/7	@ Detroit	L	105	121	7-18	Carr 28	Long 28	7,715
12/9	Philadelphia	W	115	107	8-18	Russell 31	Collins 28	13,197
12/12	Detroit	W	127	110	9-18	Mitchell 28	Porter 22	5,410
12/15	@ Milwaukee	W	110	106	10-18	Russell 24	Winters 23	10,938
12/16	@ Chicago	L	100	108	10-19	Russell 23	O. Johnson 23	8,783
12/17	Seattle	W	101	91	11-19	Russell 23	D. Johnson/Sikma 17	8,209
12/19	San Antonio	L	106	113	11-20	Russell 25	Silas 28	6,246
12/21	Houston	W	101	90	12-20	Carr 30	Barry 30	6,063
12/23	@ Atlanta	L	91	109	12-21	Carr 20	Drew 28	6,215
12/28	San Diego	W	116	114	13-21	Russell 25	Free 36	11,091
12/30	New Jersey	W	104	94	14-21	Carr 23	Money/King 18	8,131
1/2	Milwaukee	L	113	116	14-22	Russell 35	M. Johnson 24	4,459
1/4	New York	W	117	103	15-22	Russell 26	Knight 22	5,825
1/6	@ New Orleans	W	105	94	16-22	Mitchell 32	Maravich 20	6,117
1/7	Golden State	W	112	108	17-22	Russell 23	Short 20	4,335
1/12	@ Houston	L	96	107	17-23	Carr 17	Tomjanovich 29	8,596
1/13	@ San Antonio	L	103	117	17-24	Russell 26	Gervin 29	13,597
1/16	Kansas City	L	79	86	17-25	Walker 22	Wedman 14	6,274
1/17	@ Philadelphia	L	94	107	17-26	Lambert/Walker/Russell 14	Simpson 20	7,184
1/19	@ New York	L	101	105	17-27	Russell 32	McAdoo 20	11,364
1/21	Chicago	W	94	93	18-27	Furlow 17	Gilmore 30	7,603
1/23	Denver	W	108	107	19-27	Russell 34	Thompson 29	7,613
1/24	@ New Jersey	W	123	114	20-27	Russell 25	King 25	2,802
1/27	San Diego	L	110	111	20-28	Russell 27	Free 38	10,523
1/28	@ Kansas City	L	109	137	20-29	Carr 20	Birdsong 30	8,450
2/1	Detroit	L	116	120	20-30	Russell 29	Carr/Lanier 29	5,523
2/2	@ Boston	L	98	112	20-31	Carr/Russell 16	Maxwell 27	9,134
2/6	New Jersey	W	119	100	21-31	Russell 19	Jordan 18	4,985
2/7	@ Denver	L	105	120	21-32	Russell 21	Issel 25	13,972
2/9	@ Los Angeles	L	103	106	21-33	Russell 31	Wilkes 29	11,713
2/11	@ Phoenix	L	101	136	21-34	Carr 19	Robinson 24	10,972
2/13	Los Angeles	W	117	111	22-34	Chones 28	Abdul-Jabbar/Wilkes 25	10,430
2/15	Philadelphia	W	113	100	23-34	Russell 28	Erving 25	9,271
2/17	@ New York	W	127	117	24-34	Russell 34	Glenn 31	11,512
2/20	Atlanta	L	109	119	24-35	Mitchell 25	Hill 24	6,523
2/22	Kansas City	W	111	107	25-35	Mitchell 23	Birdsong 24	6,255
2/24	New Orleans	L	96	105	25-36	Russell 19	Haywood 31	13,088
2/25	@ Chicago	W	117	108	26-36	Mitchell 24	Theus 30	6,724
2/28	@ Milwaukee	L	117	139	26-37	Russell 20	M. Johnson 29	10,938
3/2	@ Seattle	W	111	109	27-37	Carr 28	Williams 31	21,337
3/4	@ Portland	L	102	106	27-38	Carr 19	Thompson 25	12,666
3/7	@ Golden State	W	103	101	28-38	Russell 26	Parish 20	8,956
3/10	@ San Diego	L	115	121	28-39	Mitchell 22	Free 33	13,783
3/13	Phoenix	L	120	124	28-40	Russell 41	Davis 36	7,690
3/15	Seattle	L	98	104	28-41	B. Smith 23	Shelton 28	7,122
3/17	Washington	L	114	117	28-42	Russell 26	Hayes 31	15,209
3/18	@ Washington	L	112	126	28-43	Russell 35	Dandridge/Hayes 24	18,360
3/20	@ Atlanta	L	109	115	28-44	Russell 27	Drew 33	6,364
3/22	Indiana	L	106	108	28-45	Carr 23	J. Davis 22	5,604
3/24	@ New Orleans	L	117	139	28-46	Carr 21	Goodrich 24	7,518
3/27	Boston	W	111	109	29-46	Carr 22	McAdoo 42	9,524
3/29	Portland	L	103	120	29-47	Mitchell 23	Lucas 24	7,372
3/30	@ Philadelphia	L	93	129	29-48	Mitchell 19	Erving 27	10,007
4/1	Houston	W	114	105	30-48	Russell 25	Malone/Murphy 24	8,709
4/3	San Antonio	L	112	116	30-49	Mitchell 23	Gervin 46	7,608
4/4	@ Indiana	L	95	102	30-50	Carr 24	Bantom/Knight 19	6,613
4/6	@ Houston	L	110	112	30-51	B. Smith 24	Malone 30	8,752
4/8	@ San Antonio	L	101	117	30-52	Carr/B. Smith 16	Kenon 36	10,055

# 1979-80

## Season Highlights

**Final Record:** 37-45

**Finished:** 5th Place in Division

**Head Coach:** Stan Albeck

The Cavaliers entered their first season in franchise history without Bill Fitch as head coach...Stan Albeck coached the team to a 37-45 record in his first season...Randy Smith was acquired via trade with Portland for a future draft choice on Sept. 21...Dave Robisch and a 1980 third-round draft choice were acquired from Los Angeles for Jim Chones on Oct. 5...the Cavaliers averaged 114.1 points per game (highest in franchise history)...Clarence "Foots" Walker notched the first triple-double in franchise history on Dec. 2 with 15 points, 10 rebounds and 11 assists versus Atlanta...Mike Mitchell was named Player of the Week for the week ending Dec. 30...Mitchell led the club in scoring at 22.2 points per game, then-highest in franchise history...Mitchell scored 46 points at Houston on Feb. 8.

## Final Statistics

1979-80 PLAYER	G	MIN	Field Goals			3-Point FG			Free Throws			Rebounds			AST	PF	DQ	STL	BLK	PTS	AVG	HI
			FGM	FGA	PCT	FGM	FGA	PCT	FTM	FTA	PCT	OFF	DEF	REB								
Mitchell	82	2802	775	1482	.523	0	6	.000	270	343	.787	206	385	591	93	259	4	70	77	1820	22.2	46
Russell	41	1331	284	630	.451	1	9	.111	178	239	.745	76	149	225	173	113	1	72	20	747	18.2	33
R. Smith	82	2677	599	1326	.452	10	53	.189	233	283	.823	93	163	256	363	190	1	125	7	1441	17.6	36
Robisch	82	2670	489	940	.520	0	3	.000	277	329	.842	225	433	658	192	211	2	53	53	1255	15.3	36
A. Carr	77	1595	390	839	.465	2	6	.333	127	172	.738	81	84	165	150	120	0	39	3	909	11.8	32
K. Carr (Tot)	79	1838	378	768	.492	0	4	.000	173	263	.658	199	389	588	77	246	3	66	52	929	11.8	32
K. Carr (Cle)	74	1781	371	752	.493	0	4	.000	171	261	.655	194	377	571	76	240	3	64	51	913	12.3	32
Walker	76	2422	258	568	.454	1	9	.111	195	243	.802	78	209	287	607	202	2	155	12	712	9.4	23
B. Smith	8	135	33	72	.458	1	5	.200	7	8	.875	2	12	14	7	21	0	3	2	74	9.3	17
Willoughby	78	1447	219	457	.479	1	9	.111	96	127	.756	122	207	329	72	189	0	32	62	535	6.9	20
Lambert	74	1324	165	400	.413	0	3	.000	73	101	.723	138	214	352	56	203	4	47	42	403	5.4	18
W. Smith	62	1051	121	315	.384	17	71	.239	40	52	.769	56	65	121	259	110	1	75	1	299	4.8	14
Ford (Tot)	73	999	131	274	.478	1	3	.333	45	53	.849	44	141	185	65	131	0	22	21	308	4.2	17
Ford (Cle)	21	419	65	144	.451	1	2	.500	22	25	.880	21	66	87	29	45	0	11	6	153	7.3	17
Frazier	3	27	4	11	.364	0	1	.000	2	2	1.000	1	2	3	8	2	0	2	1	10	3.3	6
Tatum	33	225	36	94	.383	2	6	.333	11	19	.579	11	15	26	20	29	0	16	5	85	2.6	11
Lee	3	24	2	11	.182	0	0	---	0	1	.000	3	0	3	3	0	0	0	0	4	1.3	2
Cavaliers	82	19930	3811	8041	.474	36	187	.193	1702	2205	.772	1307	2381	3688	2108	1934	18	764	342	9360	114.1	154
Opponents	82	19930	3811	7610	.501	65	223	.291	1645	2150	.765	1230	2638	3868	2208	2033	30	708	490	9332	113.8	153

## Season Leaders (min. 50 games)

Scoring Leaders			Rebounding Leaders			Assist Leaders		
1	Mike Mitchell	22.2 ppg	1	Dave Robisch	8.0 rpg	1	Foots Walker	8.0 apg
2	Randy Smith	17.6 ppg	2	Kenny Carr	7.4 rpg	2	Randy Smith	4.4 apg
3	Dave Robisch	15.3 ppg	3	Mike Mitchell	7.2 rpg	3	Willie Smith	4.2 apg



**1979-80** Top Row (Left to Right): Earl Tatum, Mike Mitchell, Bill Willoughby, John Lambert, Dave Robisch, Kenny Carr, Charlie Strasser (Head Trainer), Morris McHone (Assistant Coach)  
Bottom Row (Left to Right): Foots Walker, Butch Lee, Ron Hrovat (General Manager), Nick Milet (President), Stan Albeck (Head Coach), Austin Carr, Willie Smith, Randy Smith

# 1979-80

## Cleveland Cavaliers Results

Date	Opponent	W/L	Cle	Opp	Record	Cavaliers High Scorer	Opponent High Scorer	Attend.
10/12	@ New Jersey	L	95	102	0-1	Mitchell 15	J. Williamson 28	5,739
10/13	Boston	L	117	139	0-2	A. Carr 23	Bird 28	15,443
10/16	Detroit	W	137	117	1-2	R. Smith 23	Kelser 21	4,197
10/17	@ Boston	L	108	127	1-3	Mitchell 34	Cowens 21	7,335
10/18	San Antonio	W	141	134	2-3	Russell 33	Gervin 47	3,552
10/20	@ San Antonio	L	127	129	2-4	Mitchell 27	Kenon, J. Silas 29	13,043
10/23	Atlanta	L	111	121	2-5	Mitchell 35	Drew 27	3,946
10/24	@ Atlanta	L	118	128	2-6	Russell 21	Drew/Roundfield 18	5,729
10/27	Philadelphia	L	106	112	2-7	Mitchell 27	3 players 18	7,430
10/30	Houston	W	124	112	3-7	R. Smith 30	Murphy 21	3,432
10/31	@ Washington	L	105	114	3-8	3 players 22	Dandridge 31	5,821
11/1	@ Detroit	W	127	125	4-8	Mitchell 30	McAdoo 29	6,393
11/3	Kansas City	W	123	110	5-8	Russell 24	Birdsong 24	10,056
11/6	Indiana	W	134	117	6-8	Russell 23	Edwards 33	3,814
11/9	@ Phoenix	L	106	110	6-9	Russell 28	T. Robinson 25	10,911
11/11	@ Los Angeles	L	126	140	6-10	Russell 29	Wilkes 25	13,087
11/13	@ Denver	L	110	116	6-11	R. Smith 31	Thompson 28	12,112
11/16	@ Seattle	L	100	108	6-12	R. Smith 20	Sikma 20	19,669
11/17	@ Portland	L	96	103	6-13	K. Carr/Robisch 13	K. Washington 27	12,666
11/20	Utah	W	119	107	7-13	Russell 33	D. Williams 22	6,921
11/21	@ Washington	W	122	103	8-13	R. Smith 32	Dandridge 23	8,429
11/22	Golden State	W	120	93	9-13	A. Carr 20	Parish 25	5,372
11/24	@ New York	L	113	133	9-14	Robisch 24	R. Williams 29	12,080
11/25	New Jersey	W	112	103	10-14	R. Smith 25	Natt 23	5,869
11/28	@ Houston (OT)	L	111	113	10-15	Mitchell 24	M. Malone 35	7,129
11/29	New York	W	117	115	11-15	Mitchell 27	Cartwright 31	5,311
12/1	@ Philadelphia	L	105	117	11-16	Russell 23	Mix 25	7,121
12/2	Atlanta	W	126	108	12-16	Russell 21	Cris 26	4,844
12/4	San Diego	W	115	112	13-16	Mitchell 24	Free 28	7,155
12/5	@ Indiana	L	99	118	13-17	Russell 22	M. Johnson 24	11,000
12/8	Boston	W	116	100	14-17	Russell 27	Bird 32	13,399
12/13	Washington (OT)	L	113	115	14-18	R. Smith 28	Dandridge/Hayes 25	7,131
12/15	New Jersey	W	117	111	15-18	Russell 23	Natt 30	5,320
12/18	@ Utah	L	103	105	15-19	Russell/Robisch 20	Dantley 45	5,818
12/19	@ Golden State (OT)	W	128	125	16-19	Mitchell 35	Lucas 23	6,254
12/22	@ Chicago	L	117	126	16-20	Mitchell 26	Theus 33	6,274
12/25	Detroit	W	111	101	17-20	Mitchell 23	Money 22	4,200
12/27	New York	W	125	110	18-20	Mitchell 34	Knight 30	11,026
12/29	Denver	W	124	106	19-20	Mitchell 28	Issel 30	10,095
1/3	Philadelphia	L	108	109	19-21	Mitchell 23	Erving 35	14,180
1/5	Milwaukee	L	98	99	19-22	Robisch 28	M. Johnson 23	8,871
1/6	@ New Jersey	L	100	108	19-23	R. Smith 21	Newlin 34	4,991
1/8	Houston (OT)	L	115	118	19-24	Mitchell 34	M. Malone 40	6,919
1/9	@ Atlanta	L	107	111	19-25	Mitchell 32	McMillen 19	7,589
1/11	@ San Antonio	L	109	116	19-26	R. Smith 36	Gervin 38	9,643
1/12	@ Houston	L	96	112	19-27	Mitchell 22	M. Malone 32	9,240
1/15	@ New York	W	129	110	20-27	Mitchell 35	Knights 28	9,838
1/17	San Antonio	W	116	112	21-27	Robisch 36	Gervin 42	6,690
1/19	@ Philadelphia	L	107	111	21-28	Mitchell 24	Erving 24	16,511
1/22	Washington	W	114	91	22-28	Mitchell 25	Hayes 22	6,216
1/23	@ New Jersey	L	103	117	22-29	Robisch 24	Newlin 30	5,013
1/26	Indiana	L	114	115	22-30	Robisch 29	M. Johnson 37	6,710
1/27	@ Indiana	L	121	123	22-31	Mitchell 30	Knight 23	9,034
1/29	Los Angeles (4OT)	W	154	153	23-31	Mitchell 34	Abdul-Jabbar 42	13,820
1/30	@ Boston	L	103	110	23-32	Mitchell 27	Bird/Maxwell 21	12,126
2/5	Seattle	L	121	123	23-33	Robisch 28	D. Johnson 34	8,102
2/6	@ Milwaukee	L	109	111	23-34	Mitchell 26	Bridgeman 23	10,938
2/8	@ Houston	L	104	105	23-35	Mitchell 46	M. Malone 24	8,759
2/10	Chicago	L	117	123	23-36	K. Carr 32	Theus 23	6,920
2/13	@ Detroit	W	107	102	24-36	Mitchell 40	Kelser 23	5,437
2/14	Indiana	L	114	118	24-37	Mitchell/Robisch 29	Davis 22	5,339
2/16	Detroit	W	123	104	25-37	A. Carr 32	Benson 18	9,421
2/17	@ Philadelphia	L	100	115	25-38	Mitchell 28	Dawkins 27	10,235
2/19	Phoenix	W	128	109	26-38	Robisch 28	W. Davis 32	5,739
2/21	@ Washington	L	115	118	26-39	R. Smith 24	Hayes 30	11,892
2/23	@ New York	L	112	127	26-40	Mitchell 22	T. Knight 26	9,977
2/24	Portland	L	100	115	26-41	Robisch 20	Natt 23	8,983
3/1	@ Atlanta (OT)	L	103	111	26-42	R. Smith 24	Drew 28	11,655
3/2	@ San Antonio	W	123	119	27-42	Mitchell 35	Gervin 39	11,312
3/4	@ San Diego	L	105	116	27-43	Mitchell 25	Free 24	9,024
3/7	@ Kansas City	W	111	104	28-43	Mitchell 23	Birdsong 27	13,375
3/9	@ Indiana	W	113	107	29-43	R. Smith 29	Knight 28	7,961
3/11	New Jersey	W	122	119	30-43	Mitchell 31	Newlin 32	6,455
3/15	San Antonio	W	100	98	31-43	Walker 20	J. Silas 22	7,986
3/16	Philadelphia	W	123	109	32-43	R. Smith 26	Erving 41	9,071
3/18	@ Detroit (OT)	W	108	107	33-43	Mitchell 33	Tyler 29	8,597
3/20	Houston	W	109	96	34-43	Mitchell 24	Malone/Reid 19	6,173
3/22	Boston	W	109	105	35-43	R. Smith 29	Bird 33	19,912
3/25	New York	L	115	128	35-44	Mitchell 27	R. Williams 27	10,036
3/27	Washington	W	118	111	36-44	Robisch 26	Unsel 22	8,950
3/28	@ Boston	L	122	130	36-45	Robisch 19	Bird 33	13,329
3/30	Atlanta	W	111	102	37-45	Robisch 31	Cris 24	7,782

# 1980-81

## Season Highlights

**Final Record:** 28-54

**Finished:** 5th Place in Division

**Head Coach:** Bill Musselman 25-46  
Don Delaney 3-8

Ted Stepien became the second principal owner of the Cavaliers in June of 1980...Bill Musselman coached the team to a 25-46 record before General Manager Don Delaney replaced him...Mike Mitchell was named an All-Star, leading the Cavaliers in scoring at 24.5 points per game (a franchise-best then and eighth in the NBA that season)...Kenny Carr (week ending Feb. 1) and Mike Mitchell (week ending Feb. 22) were both named Player of the Week during the season.

## Final Statistics

1980-81	Field Goals					3-Point FG			Free Throws			Rebounds												
PLAYER	G	MIN	FGM	FGA	PCT	FGM	FGA	PCT	FTM	FTA	PCT	OFF	DEF	REB	AST	PF	DQ	STL	BLK	PTS	AVG	HI		
Mitchell	82	3194	853	1791	.476	4	9	.444	302	385	.784	215	287	502	139	199	0	63	52	2012	24.5	42		
K.Carr	81	2615	469	918	.511	0	4	.000	292	409	.714	260	575	835	192	296	3	76	42	1230	15.2	31		
Ra.Smith	82	2199	486	1043	.466	1	28	.036	221	271	.815	46	147	193	357	132	0	113	14	1194	14.6	33		
Phegley	82	2269	474	965	.491	8	28	.286	224	267	.839	90	156	246	184	262	7	65	15	1180	14.4	30		
Huston (Tot)	81	2434	461	942	.489	1	5	.200	150	212	.708	45	93	138	394	148	1	58	7	1073	13.2	29		
Huston (Cle)	25	542	76	153	.497	0	1	.000	22	27	.815	12	27	39	117	35	0	13	1	174	7.0	19		
Bratz	80	2595	319	817	.390	57	169	.337	107	132	.811	66	132	198	452	194	1	136	17	802	10.0	22		
Washington (Tot)	80	1812	340	747	.455	1	2	.500	119	159	.748	158	295	453	129	273	3	46	61	800	10.0	24		
Washington (Cle)	69	1505	289	630	.459	1	2	.500	102	136	.750	133	236	369	113	246	3	41	54	681	9.9	24		
Laimbeer	81	2460	337	670	.503	0	0	---	117	153	.765	266	427	693	216	332	14	56	78	791	9.8	26		
Ford	64	996	100	224	.446	0	3	.000	22	24	.917	74	90	164	84	100	1	15	12	222	3.5	14		
Calvin	21	128	13	39	.333	1	5	.200	25	35	.714	2	10	12	28	13	0	5	0	52	2.5	6		
Jordan	30	207	29	75	.387	0	0	---	10	17	.588	23	19	42	11	35	0	11	5	68	2.3	8		
Hughes (Tot)	53	490	27	70	.386	0	0	---	1	2	.500	48	79	127	35	106	2	28	35	55	1.0	6		
Hughes (Cle)	45	331	16	45	.356	0	0	---	0	0	---	29	48	77	24	73	0	17	21	32	0.7	6		
Robisch	11	372	37	98	.378	0	0	---	29	36	.806	27	58	85	44	21	0	7	6	103	9.4	17		
Ro.Smith	1	20	2	5	.400	0	0	---	4	4	1.000	1	2	3	3	6	1	0	0	8	8.0	8		
Robinzine	8	84	14	32	.438	0	0	---	5	8	.625	4	9	13	5	19	1	4	0	33	4.1	10		
Whitehead	3	8	1	3	.333	0	0	---	0	0	---	2	1	3	0	6	0	1	0	2	0.7	2		
Kinch	29	247	38	96	.396	0	0	---	4	5	.800	7	17	24	35	24	0	9	5	80	2.8	10		
Lambert	3	8	3	5	.600	0	0	---	0	0	---	1	2	3	3	2	0	0	0	6	2.0	4		
Cavaliers	82	19780	3556	7609	.467	72	249	.289	1486	1909	.778	1258	2243	3501	2007	1995	31	632	322	8670	105.7	132		
Opponents	82	19780	3608	7174	.503	52	168	.310	1800	2395	.752	1158	2499	3657	2166	1956	21	681	454	9068	110.6	140		

## Season Leaders (min. 50 games)

### Scoring Leaders

1	Mike Mitchell	24.5 ppg
2	Kenny Carr	15.2 ppg
3	Randy Smith	14.6 ppg

### Rebounding Leaders

1	Kenny Carr	10.3 rpg
2	Bill Laimbeer	8.6 rpg
3	Mike Mitchell	6.1 rpg

### Assist Leaders

1	Mike Bratz	5.7 apg
2	Geoff Huston	4.9 apg
3	Randy Smith	4.4 apg



**1980-81** Top Row (Left to Right): Larry Creger, Don Ford, Jerome Whitehead, Richard Washington, Bill Laimbeer, John Lambert, Kim Hughes, Walter Jordan, Gerald Oliver (Assistant Coach)  
Bottom Row (Left to Right): Mike Mitchell, Randy Smith, Roger Phegley, Don Delaney (General Manager), Ted Stepien (President), Bill Musselman (Head Coach), Chad Kinch, Mike Bratz, Kenny Carr, Paul Spicuzza (Head Trainer)



# 1980-81

## Cleveland Cavaliers Results

Date	Opponent	W/L	Cle	Opp	Record	Cavaliers High Scorer	Opponent High Scorer	Attend.
10/10	@Boston	L	103	130	0-1	Mitchell 34	Carr 25	15,320
10/11	New Jersey	L	96	99	0-2	Smith 26	Newlin 26	5,731
10/14	Detroit	W	99	91	1-2	Mitchell 26	Kelser 22	4,071
10/16	Washington	W	90	88	2-2	Mitchell 30	Gervy 14	4,046
10/17	@ Chicago	L	79	98	2-3	Mitchell 17	Theus 19	8,536
10/18	Milwaukee	L	105	107	2-4	Smith 23	Winters 25	5,103
10/21	@ Milwaukee	L	95	115	2-5	Mitchell 24	M. Johnson 28	8,615
10/22	@ Washington	L	96	109	2-6	Mitchell 32	Hayes 27	5,118
10/24	@ New Jersey	W	126	112	3-6	Smith 31	Newlin 25	6,177
10/25	Indiana	W	118	100	4-6	Mitchell 26	Knight 23	4,811
10/28	Philadelphia	L	101	119	4-7	Mitchell 23	Erving 25	6,153
10/31	@ Los Angeles	L	98	107	4-8	Mitchell 23	Wilkes 23	9,728
11/2	@ Portland	L	96	102	4-9	Mitchell 23	Brewer 18	12,666
11/3	@ Seattle	L	83	118	4-10	Phegley 14	F. Brown 24	11,723
11/5	@ Golden State	L	98	106	4-11	Mitchell 23	Free 30	7,654
11/6	@ Utah	L	96	112	4-12	Smith 31	Griffith 30	5,704
11/8	@ Kansas City	L	106	111	4-13	Mitchell 34	Birdsong 31	7,514
11/11	Milwaukee	L	96	100	4-14	Smith 23	M. Johnson 19	4,686
11/13	Atlanta	W	114	111	5-14	Lainbeer 26	Drew 39	3,987
11/15	@ New York	L	95	100	5-15	Smith 24	Glenn 29	15,998
11/18	San Diego	W	104	94	6-15	Smith 25	Brooks 20	3,637
11/20	Houston	L	114	117	6-16	Mitchell 25	Malone 31	3,844
11/22	Boston	W	113	98	7-16	Smith 28	Parish 21	8,252
11/26	New York (OT)	L	113	119	7-17	Smith 28	Williams 37	5,598
11/28	Washington	W	126	105	8-17	Smith 33	Grevey 25	5,407
11/29	@ Indiana	L	101	117	8-18	Smith 32	Bantom 18	7,067
12/2	@ Dallas	W	109	102	9-18	Mitchell 22	Robinzine 18	5,117
12/3	@ Houston	L	109	118	9-19	Mitchell 28	Tomjanovich 20	6,887
12/4	@ San Antonio	L	100	130	9-20	Mitchell 18	Gervin 28	6,833
12/6	Detroit	W	101	100	10-20	Smith 29	Herron 24	5,562
12/9	Philadelphia	L	83	96	10-21	Mitchell 19	Erving 19	5,829
12/11	Indiana	L	100	103	10-22	Smith 23	Knight 22	3,046
12/12	@ Detroit	L	95	101	10-23	Phegley 20	Herron 21	3,352
12/13	Utah	W	110	103	11-23	Mitchell 32	Dantley 31	4,125
12/17	@ Philadelphia	L	79	103	11-24	K. Carr 25	Dawkins 19	6,873
12/18	Denver	W	130	122	12-24	K. Carr 23	Issel 23	3,576
12/20	Boston	L	102	107	12-25	Mitchell 27	Parish 24	5,038
12/23	Kansas City	L	100	102	12-26	Mitchell 37	Birdsong 31	3,627
12/26	Chicago	L	98	100	12-27	Smith 23	Kenon 26	4,481
12/29	Dallas	W	112	100	13-27	Mitchell 29	Robinzine 23	3,884
1/2	@ New Jersey	W	111	105	14-27	Mitchell 34	Newlin 22	7,147
1/3	Washington	W	132	112	15-27	Mitchell 31	Hayes 22	3,092
1/9	@ Atlanta (OT)	W	108	107	16-27	Mitchell 26	E. Johnson 24	9,398
1/10	New York	L	99	104	16-28	K. Carr 28	Cartwright 32	6,321
1/13	Los Angeles	L	104	108	16-29	Phegley 24	Abdul-Jabbar 29	7,316
1/14	@ Boston	L	113	120	16-30	Mitchell 32	Parish 33	15,320
1/16	@ Philadelphia	L	119	137	16-31	Mitchell 29	Erving 30	11,138
1/17	@ Chicago	W	110	98	17-31	Mitchell 28	Greenwood 17	9,669
1/20	Portland	W	99	94	18-31	Mitchell 24	Owens 20	4,866
1/22	New Jersey	W	108	94	19-31	K. Carr 18	Newlin 20	4,142
1/23	@ Atlanta	W	106	98	20-31	Mitchell 31	E. Johnson 28	9,820
1/24	@ Detroit	L	94	117	20-32	Smith 16	Hubbard 25	4,366
1/27	Indiana	W	114	109	21-32	Mitchell 25	Bantom 18	4,211
1/29	Phoenix	W	115	111	22-32	Mitchell/Phegley 27	J. Davis 31	5,489
2/4	Chicago	L	96	109	22-33	Phegley 19	Sobers 25	4,573
2/6	Milwaukee	L	99	103	22-34	Mitchell 30	Moncrief 21	7,179
2/7	@ Indiana	L	96	99	22-35	Mitchell 22	Orr 19	11,319
2/11	@ Philadelphia (OT)	L	120	122	22-36	Mitchell 36	Erving 37	8,993
2/12	New York	L	111	122	22-37	Mitchell 28	R. Williams 24	4,639
2/14	Golden State	W	108	90	23-37	K. Carr 22	Free 21	6,957
2/17	Detroit	W	109	108	24-37	Mitchell 41	Tyler/Long 30	4,161
2/18	@ New Jersey	L	108	110	24-38	Mitchell 42	C. Robinson 24	7,296
2/19	San Antonio	W	118	104	25-38	Mitchell 30	Gervin 32	5,574
2/21	Atlanta	L	105	118	25-39	K. Carr 28	Drew 29	8,231
2/25	@ Boston	L	103	124	25-40	Mitchell 27	Bird 30	15,320
2/27	@ Detroit	L	109	118	25-41	Washington 24	Tyler 31	5,003
3/1	@ Denver	L	127	137	25-42	Mitchell 36	Thompson 44	8,826
3/4	@ Phoenix	L	106	126	25-43	Mitchell/Phegley 30	L. Robinson 20	12,660
3/6	@ San Diego	L	125	140	25-44	Mitchell 33	F. Williams 26	5,059
3/9	@ Milwaukee	L	100	118	25-45	Mitchell 30	P. Cummings 30	11,052
3/11	Seattle	L	95	101	25-46	Lainbeer 24	Sikma 26	5,676
3/13	New Jersey	L	125	140	25-47	K. Carr 32	M. Lucas 26	6,105
3/14	@ Atlanta (OT)	W	112	110	26-47	Mitchell 31	E. Johnson 35	7,368
3/15	@ Washington	W	101	100	27-47	Lainbeer 20	Grevey/Hayes 21	7,489
3/17	Atlanta	W	122	107	28-47	Mitchell 31	E. Johnson 32	4,288
3/19	Chicago	L	111	116	28-48	Mitchell 24	Gilmore 28	6,173
3/21	@ New York	L	105	119	28-49	K. Carr 30	Richardson 27	11,268
3/22	@ Indiana	L	101	107	28-50	Mitchell 29	Knight 33	9,827
3/24	@ Chicago	L	108	121	28-51	Bratz 22	Gilmore/Jones 18	8,292
3/26	@ Milwaukee	L	109	137	28-52	Washington 21	Bridgeman 25	11,052
3/27	Philadelphia	L	117	138	28-53	Mitchell 30	Toney 24	20,175
3/29	@ Washington	L	103	138	28-54	Mitchell 20	Mahorn 28	12,755



# 1981-82

## Season Highlights

**Final Record:** 15-67

**Finished:** 6th Place in Division

**Head Coach:** Don Delaney 4-11  
Bob Kloppenburg 0-3  
Chuck Daly 9-32  
Bill Musselman 2-21

Don Delaney started the season as general manager and head coach while Bill Musselman started as Cavaliers vice president and director of player personnel...After the first 15 games of the season, Delaney was replaced by Assistant Coach Bob Kloppenburg, who was replaced by Chuck Daly after three games...Musselman finished the season as Head Coach...Cleveland acquired Ron Brewer, Reggie Johnson and cash for Mike Mitchell and Roger Phegley on Dec. 23...On Feb. 16, Cavaliers acquired Cliff Robinson from Kansas City for Reggie Johnson...twenty-three players suited up in a Cavaliers jersey during the season.

## Final Statistics

1981-82 PLAYER	Field Goals					3-Point FG			Free Throws			Rebounds				AST	PF	DQ	STL	BLK	PTS	AVG	HI
	G	MIN	FGM	FGA	PCT	FGM	FGA	PCT	FTM	FTA	PCT	OFF	DEF	REB									
Mitchell	27	973	229	504	.454	0	6	.000	72	100	.720	71	70	141	39	77	0	27	15	530	19.6	36	
Brewer (Tot)	72	2319	569	1194	.477	8	31	.258	211	260	.812	55	106	161	188	151	0	82	30	1357	18.8	44	
Brewer (Cle)	47	1724	387	833	.465	5	21	.238	134	172	.779	42	69	111	121	114	0	59	23	913	19.4	32	
Robinson (Tot)	68	2175	518	1143	.453	0	4	.000	222	313	.709	174	435	609	120	222	4	88	103	1258	18.5	38	
Robinson (Cle)	30	946	196	435	.451	0	1	.000	97	133	.729	91	196	287	49	102	3	42	43	489	16.3	34	
Edwards	77	2539	528	1033	.511	0	4	.000	232	339	.684	189	392	581	123	347	17	24	117	1288	16.7	31	
K. Carr	46	1482	271	524	.517	1	9	.111	145	220	.659	114	280	394	63	180	0	58	16	688	15.0	32	
Moore	4	70	19	38	.500	1	5	.200	6	8	.750	1	3	4	15	1	6	1	45	11.3	20		
Silas	67	1447	251	573	.438	0	5	.000	246	286	.860	26	83	109	222	109	0	40	6	748	11.2	31	
Wilkerson	65	1805	284	679	.418	3	18	.167	145	185	.784	60	190	250	237	188	3	92	25	716	11.0	28	
Wedman	54	1638	260	589	.441	5	23	.217	66	90	.733	128	176	304	133	189	4	73	14	591	10.9	30	
Huston	78	2409	325	672	.484	3	10	.300	153	200	.765	53	97	150	590	169	1	70	11	806	10.3	26	
Hubbard (Tot)	83	1839	326	665	.490	0	4	.000	191	280	.682	187	286	473	91	292	3	65	19	843	10.2	21	
Hubbard (Cle)	31	735	119	255	.467	0	1	.000	85	117	.726	86	115	201	24	116	2	27	3	323	10.4	21	
Johnson	23	617	94	175	.537	0	0	---	35	44	.795	43	82	125	22	73	1	6	17	223	9.7	19	
Phegley	27	566	104	214	.486	4	13	.308	36	45	.800	28	43	71	53	61	0	16	2	248	9.2	18	
Laimbeer	50	894	119	253	.470	3	6	.500	93	120	.775	124	153	277	45	170	3	22	30	334	6.7	30	
Washington	18	313	50	115	.435	0	2	.000	9	15	.600	32	43	75	15	51	0	8	2	109	6.1	12	
Branson	10	176	21	52	.404	0	0	---	11	12	.917	14	19	33	6	17	0	5	4	53	5.3	13	
Evans (Tot)	22	270	35	86	.407	0	6	.000	13	20	.650	5	17	22	42	36	1	13	0	83	3.8	12	
Evans (Cle)	8	74	11	35	.314	0	4	.000	5	8	.625	2	8	10	20	10	0	4	0	27	3.4	12	
Mokeski (Tot)	67	868	84	193	.435	0	3	.000	48	63	.762	59	149	208	35	171	2	33	40	216	3.2	11	
Mokeski (Cle)	28	345	35	82	.427	0	2	.000	23	30	.767	24	62	86	11	68	0	20	17	93	3.3	11	
Herron	30	269	39	106	.368	0	1	.000	7	8	.875	10	11	21	23	25	0	8	2	85	2.8	12	
Dillard	33	221	29	79	.367	0	4	.000	15	23	.652	6	9	15	34	40	0	8	2	73	2.2	8	
Bennett	3	23	2	4	.500	0	0	---	1	6	.167	1	2	3	0	2	0	1	0	5	1.7	4	
Restani (Tot)	47	483	32	88	.364	0	1	.000	10	16	.625	39	73	112	22	56	0	11	11	74	1.6	10	
Restani (Cle)	34	338	23	60	.383	0	1	.000	7	12	.583	31	46	77	15	40	0	10	7	53	1.6	10	
Ford	21	201	9	24	.375	0	1	.000	5	6	.833	14	21	35	11	30	0	8	0	23	1.1	6	
Cavaliers	82	19805	3405	7334	.464	25	137	.182	1628	2179	.747	1190	2170	3360	1871	2193	35	634	357	8463	103.2	127	
Opponents	82	19805	3608	7044	.512	39	131	.298	1906	2529	.754	1125	2529	3654	2169	2071	17	655	480	9161	111.7	147	

## Season Leaders (min. 50 games)

Scoring Leaders			Rebounding Leaders			Assist Leaders		
1	Ron Brewer	18.8 ppg	1	Cliff Robinson	9.0 rpg	1	Geoff Huston	7.6 apg
2	Cliff Robinson	18.5 ppg	2	James Edwards	7.5 rpg	2	Bobby Wilkerson	3.6 apg
3	James Edwards	16.7 ppg	3	Phil Hubbard	5.7 rpg	3	James Silas	3.3 apg



**1981-82** Top Row (Left to Right): Gary Briggs (Trainer), Paul Porter, Scott Wedman, Phil Hubbard, Kenny Carr, Richard Washington, Paul Mokeski, James Edwards, Brad Branson, Bruce Flowers, David Magley, Keith Herron, Gerald Oliver (Assistant Coach), Bob Kloppenburg (Assistant Coach)  
Bottom Row (Left to Right): Bobby Wilkerson, Ron Brewer, Anthony "Mickey" Dillard, Geoff Huston, Bill Musselman (Head Coach), Ted Stepien (President), Don Delaney (General Manager), Lowes Moore, John Bagley, Mike Evans, James Silas

# 1981-82

## Cleveland Cavaliers Results

Date	Opponent	W/L	Cle	Opp	Record	Cavaliers High Scorer	Opponent High Scorer	Attend.
10/30	@Philadelphia	L	104	128	0-1	Wilkerson 17	Erving 27	14,102
11/3	@ Dallas	W	125	110	1-1	Mitchell 33	Aguirre 27	6,981
11/4	@ San Antonio	L	102	128	1-2	Carr 21	Brewer 39	11,276
11/7	@ Houston	W	96	92	2-2	Carr 19	Malone 31	9,317
11/9	Chicago	W	102	101	3-2	Edwards 22	Theus/Wilkes 20	10,514
11/10	@ Indiana	L	102	109	3-3	Phegley 18	Bantom 28	6,864
11/12	@ Detroit	L	99	130	3-4	Huston 19	Thomas 32	3,586
11/14	Boston	L	91	92	3-5	Mitchell 22	Archibald 16	11,373
11/15	@ Milwaukee	L	96	98	3-6	Silas 21	Moncrief 28	8,257
11/18	Detroit	W	110	103	4-6	Carr/Mitchell 21	Long 18	4,957
11/20	Philadelphia	L	94	99	4-7	Carr 19	Erving 28	10,550
11/24	@ Atlanta (OT)	L	92	94	4-8	Mitchell 17	Sparrow 18	4,697
11/25	Indiana	L	102	108	4-9	Mitchell/Edwards 22	Davis 28	4,667
11/27	New York	L	95	116	4-10	Mitchell/Edwards 23	Richardson 33	6,211
11/28	@ New York	L	90	101	4-11	Huston 19	Williams 26	9,633
12/1	Milwaukee	L	110	126	4-12	Mitchell 29	Moncrief 39	4,076
12/2	@ New Jersey	L	106	125	4-13	Mitchell 20	R. Williams 27	12,261
12/5	@ Washington	L	87	94	4-14	Mitchell 26	Ruland 21	5,798
12/9	Atlanta (OT)	W	112	108	5-14	Mitchell 27	Roundfield 33	3,144
12/11	@ Philadelphia	L	113	131	5-15	Mitchell 20	Erving 27	10,365
12/12	Denver	L	115	120	5-16	Carr 29	Thompson 34	6,549
12/15	@ Chicago	L	89	98	5-17	Huston/Mitchell 20	Gilmore 26	5,887
12/16	Washington	L	102	106	5-18	Mitchell 23	Ballard 25	4,357
12/18	@ Indiana	L	73	109	5-19	Wilkerson 16	Bantom/Carter 15	4,942
12/19	New Jersey	L	107	119	5-20	Mitchell 36	Birsong 29	2,767
12/22	@ Boston	L	116	120	5-21	Mitchell 31	Bird 36	15,320
12/23	Kansas City	W	114	95	6-21	Laimbeer 30	S. Johnson 14	2,843
12/26	Milwaukee	L	102	109	6-22	Brewer 31	Lanier 23	6,126
12/30	New York (OT)	L	108	110	6-23	Carr 32	Lucas 23	5,569
1/2	Boston	L	103	106	6-24	Silas 25	Bird 24	13,457
1/5	@ Atlanta	L	103	113	6-25	Brewer 27	Roundfield 26	5,112
1/7	Washington	L	100	109	6-26	Brewer 27	Ballard 27	4,298
1/8	@ New Jersey	L	100	110	6-27	Brewer 27	Williams/Walker 18	12,521
1/12	Los Angeles	L	100	114	6-28	Carr 21	Wilkes 33	8,259
1/13	@ Kansas City	L	104	117	6-29	Brewer 30	Loder 25	7,884
1/15	@ San Diego	L	108	117	6-30	Edwards 29	Brooks 21	4,128
1/16	@ Utah	W	125	120	7-30	Brewer 27	Dantley 46	7,548
1/19	Seattle	L	97	99	7-31	Edwards/Brewer 20	Sikma 28	4,333
1/22	@ Chicago	L	93	108	7-32	Brewer 20	Gilmore 21	6,569
1/23	Atlanta	L	99	109	7-33	Edwards 23	Drew 21	4,551
1/27	Golden State	W	110	106	8-33	Huston 24	King 29	4,184
1/28	Boston	L	104	116	8-34	Brewer 22	Bird 33	9,243
2/2	@ Washington	W	100	99	9-34	Edwards 21	Collins 24	6,430
2/3	Indiana	W	108	104	10-34	Edwards 24	Davis 23	3,257
2/6	@ Atlanta	W	88	87	11-34	R. Johnson 17	Drew 14	10,094
2/7	New Jersey	L	94	110	11-35	Brewer 18	R. Williams 25	4,611
2/10	Portland	L	91	105	11-36	Edwards/Brewer 22	Natt 24	4,345
2/11	@ Detroit	L	113	123	11-37	Edwards 31	Long 35	3,205
2/13	Indiana	L	109	110	11-38	Brewer 28	Owens 24	4,529
2/14	Milwaukee	L	97	125	11-39	Carr 22	M. Johnson 30	5,719
2/17	Houston	L	102	110	11-40	Edwards 20	Malone 44	4,515
2/19	@ Milwaukee	L	88	106	11-41	Silas 31	Moncrief 26	11,052
2/20	Dallas	W	116	109	12-41	Robinson 34	Vincent 28	5,510
2/24	@ Phoenix	L	97	131	12-42	Edwards 29	Adams 22	11,292
2/28	@ Los Angeles	L	101	102	12-43	Edwards 25	Abdul-Jabbar 32	14,882
3/2	@ Golden State	L	108	117	12-44	Edwards 24	King 28	8,236
3/3	@ Seattle	L	107	136	12-45	Silas 28	Kelser 19	14,221
3/5	@ Portland	W	111	110	13-45	Silas 22	Thompson 28	12,666
3/7	@ Denver	L	127	147	13-46	Robinson 29	English 26	9,889
3/11	Phoenix	L	95	101	13-47	Brewer 21	Robinson 21	4,577
3/13	Utah	W	121	115	14-47	Robinson 25	Dantley 28	5,264
3/14	Detroit	L	103	109	14-48	Edwards 21	Trippucka 37	6,120
3/17	San Diego (OT)	W	113	107	15-48	Brewer 31	Wood 29	4,128
3/19	@ Milwaukee	L	97	119	15-49	Hubbard 18	Cummings 17	11,052
3/20	San Antonio	L	102	115	15-50	Edwards 29	Gervin 41	8,125
3/21	Chicago	L	93	98	15-51	Robinson 22	Gilmore 20	4,172
3/23	@ New York	L	97	120	15-52	Edwards 24	Lucas 24	7,304
3/24	@ Boston	L	115	136	15-53	Brewer 29	Parish 27	15,320
3/26	Philadelphia	L	111	115	15-54	Brewer 31	Cheeks 21	12,126
3/28	Washington	L	101	104	15-55	Brewer 29	Ballard 23	4,427
3/31	@ New Jersey	L	87	103	15-56	Brewer 23	Cook 23	13,231
4/1	@ New York	L	110	111	15-57	Huston 22	Westphal 18	7,179
4/2	@ Philadelphia	L	115	135	15-58	Silas 31	B. Jones 22	13,424
4/4	New Jersey	L	109	119	15-59	Wedman 29	R. Williams 27	4,105
4/6	@ Washington	L	85	94	15-60	Robinson 24	Haywood 24	7,231
4/7	Chicago	L	105	122	15-61	Silas 30	Theus 22	4,167
4/9	@ Indiana	L	97	100	15-62	Wedman 30	Davis 19	5,709
4/10	New York	L	114	117	15-63	Huston 26	Carrwright 22	4,973
4/13	Atlanta	L	111	119	15-64	Robinson 27	Roundfield/Glenn 26	4,245
4/15	@ Detroit	L	110	120	15-65	Brewer 23	Trippucka/Long 22	4,495
4/16	@ Chicago	L	102	112	15-66	Brewer 31	Gilmore 28	4,963
4/18	Detroit (OT)	L	113	116	15-67	Brewer 32	Thomas 29	5,580

# 1982-83

## Season Highlights

**Final Record:** 23-59

**Finished:** 5th Place in Division

**Head Coach:** Tom Nissalke

Tom Nissalke was named head coach just a week prior to the season...Cavaliers acquired World B. Free from Golden State in exchange for Ron Brewer on Dec. 15...Cleveland improved their win total from 15 to 23...Free finished eighth in the league in scoring (23.9) and Cliff Robinson ranked seventh in rebounding (11.1).

## Final Statistics

1982-83	Field Goals					3-Point FG			Free Throws			Rebounds														
PLAYER	G	MIN	FGM	FGA	PCT	FGM	FGA	PCT	FTM	FTA	PCT	OFF	DEF	REB	AST	PF	DQ	STL	BLK	PTS	AVG	HI				
Free (Tot)	73	2638	649	1423	.456	15	45	.333	430	583	.738	92	109	201	290	241	4	97	15	1743	23.9	38				
Free (Cle)	54	1938	485	1059	.458	15	42	.357	324	434	.747	70	87	157	201	175	3	82	12	1309	24.2	37				
Wedman	35	1290	280	583	.480	9	22	.409	65	77	.844	69	139	208	86	145	5	23	11	634	18.1	30				
Robinson	77	2601	587	1230	.477	0	5	.000	213	301	.708	190	666	856	145	272	7	61	58	1387	18.0	40				
Edwards	15	382	73	150	.487	0	0	---	38	61	.623	37	59	96	13	61	3	7	14	184	12.3	25				
Huston	80	2716	401	832	.482	4	12	.333	168	245	.686	41	118	159	487	215	1	74	4	974	12.2	31				
Brewer	21	563	98	245	.400	0	3	.000	44	51	.863	9	28	37	27	27	0	20	6	240	11.4	33				
Hubbard	82	1953	288	597	.482	0	2	.000	204	296	.689	222	249	471	89	271	11	87	8	780	9.5	22				
Nicks	9	148	26	59	.441	0	1	.000	11	17	.647	8	18	26	11	17	0	6	0	63	7.0	22				
Wilkerson	77	1702	213	511	.417	0	4	.000	93	124	.750	62	180	242	189	157	0	68	16	519	6.7	21				
Kenon (Tot)	48	770	119	257	.463	0	1	.000	42	57	.737	66	81	147	39	64	0	23	9	280	5.8	22				
Kenon (Cle)	32	624	100	212	.472	0	1	.000	35	46	.761	52	65	117	34	49	0	21	9	235	7.3	22				
Bagley	68	990	161	373	.432	0	14	.000	64	84	.762	17	79	96	167	74	0	54	5	386	5.7	29				
Mokeski	23	539	55	121	.455	0	0	---	16	26	.615	47	91	138	26	85	6	12	23	126	5.5	13				
Cook (Tot)	75	1333	148	304	.487	0	3	.000	79	104	.760	119	216	335	102	181	3	39	31	375	5.0	14				
Cook (Cle)	30	782	87	162	.537	0	1	.000	38	50	.760	75	131	206	44	92	3	27	18	212	7.1	14				
Flowers	53	699	110	206	.534	0	2	.000	41	53	.774	71	109	180	47	99	2	19	12	261	4.9	14				
Lacey	60	1232	111	264	.420	2	9	.222	29	37	.784	62	169	231	118	209	3	29	25	253	4.2	16				
Hayes	65	1058	104	217	.479	0	1	.000	29	51	.569	102	134	236	36	215	9	17	41	237	3.6	15				
Tillis (Tot)	52	526	76	181	.420	0	1	.000	16	28	.571	41	89	130	18	76	3	8	30	168	3.2	22				
Tillis (Cle)	37	482	69	158	.437	0	0	---	14	22	.636	37	84	121	16	68	3	8	28	152	4.1	22				
Magley	14	56	4	16	.250	0	1	.000	4	8	.500	2	8	10	2	5	0	2	0	12	0.9	4				
Cavaliers	82	19755	3252	6995	.465	30	120	.250	1430	1983	.721	1173	2414	3587	1738	2236	56	617	290	7964	97.1	132				
Opponents	82	19755	3381	6911	.489	32	146	.219	1780	2396	.743	974	2382	3356	2005	1830	14	621	431	8574	104.6	132				

## Season Leaders (min. 50 games)

Scoring Leaders			Rebounding Leaders			Assist Leaders		
1	World B. Free	23.9 ppg	1	Cliff Robinson	11.1 rpg	1	Geoff Huston	6.1 apg
2	Cliff Robinson	18.0 ppg	2	Phil Hubbard	5.7 rpg	2	World B. Free	4.0 apg
3	Geoff Huston	12.2 ppg	3	Jeff Cook	4.5 rpg	3	John Bagley	2.5 apg



**1982-83** Top Row (Left to Right): Gary Briggs (Trainer), Bobby Wilkerson, Bruce Flowers, Richard Washington, Steve Hayes, James Edwards, Paul Mokeski, Cliff Robinson, Phil Hubbard  
Bottom Row (Left to Right): Scott Wedman, John Bagley, Geoff Huston, Harry Weltman (President), Tom Nissalke (Head Coach), Don Delaney (General Manager), Ron Brewer, David Magley

# 1982-83

## Cleveland Cavaliers Results

Date	Opponent	W/L	Cle	Opp	Record	Cavaliers High Scorer	Opponent High Scorer	Attend.
10/29	Boston	L	93	104	0-1	Edwards 25	Parish 22	8,633
10/31	Milwaukee	L	95	119	0-2	Robinson 18	Bridgeman 17	6,622
11/2	Detroit	L	119	128	0-3	Edwards 22	Thomas 30	2,976
11/4	@ Chicago	L	111	118	0-4	Robinson 26	Theus 40	4,520
11/5	New Jersey	L	91	99	0-5	Edwards 23	Birdsong 27	2,981
11/10	@ Golden State (OT)	W	132	120	1-5	Brewer 33	Free 38	6,390
11/12	@ Phoenix	L	81	94	1-6	Wedman 17	Davis 17	9,876
11/14	@ Los Angeles	L	98	111	1-7	Robinson/Brewer 20	Wilkes 30	12,806
11/18	@ San Diego	L	98	107	1-8	Wedman 25	Cummings 30	2,923
11/19	@ Seattle	L	94	101	1-9	Brewer 18	Sikma/Thompson 17	14,190
11/21	@ Portland	L	79	129	1-10	Wilkinson 21	Paxson 23	12,666
11/23	Utah	L	99	121	1-11	Wilkinson 19	Dantley 27	2,163
11/26	Philadelphia	L	102	120	1-12	Robinson/Wedman 23	Malone 24	10,105
11/28	Kansas City	W	118	110	2-12	Huston 21	Williams 26	1,989
11/30	@ Milwaukee	L	78	88	2-13	Wedman 16	Bridgeman 20	8,765
12/1	New York	L	84	101	2-14	Robinson 15	King 25	2,114
12/3	@ Indiana	L	103	111	2-15	Robinson 24	Knight 41	3,216
12/4	Indiana	W	109	89	3-15	Brewer 30	Sichting 18	4,507
12/7	Atlanta	L	90	102	3-16	Wedman 24	Wilkins 25	2,254
12/8	@ Boston	L	93	113	3-17	Wedman 26	Bird 30	15,320
12/10	Denver	L	107	117	3-18	Wedman/Hubbard 21	English 27	1,997
12/15	@ Philadelphia	L	93	99	3-19	Robinson 26	Malone 23	9,208
12/16	@ Atlanta	L	97	106	3-20	Robinson 25	Sparrow 24	4,564
12/18	Detroit	L	90	97	3-21	Wilkinson 20	Thomas 28	3,195
12/21	@ Washington	L	74	77	3-22	Wedman 19	Ballard 28	5,791
12/22	Indiana	W	100	96	4-22	Free 27	Carter 23	4,135
12/27	@ New Jersey	L	82	94	4-23	Robinson/Free 20	King 24	11,035
12/29	New York	L	87	91	4-24	Free 28	King 25	5,234
12/30	@ New York	L	89	94	4-25	Wedman 20	King 21	9,615
1/2	San Antonio	L	95	103	4-26	Robinson 23	Mitchell 33	3,010
1/5	@ Detroit	L	116	130	4-27	Free 27	Johnson 26	5,074
1/6	Los Angeles	L	107	125	4-28	Free 28	Nixon 20	11,270
1/8	Washington	W	98	82	5-28	Wedman 30	Ballard 19	2,385
1/12	Chicago	L	96	98	5-29	Free 24	Theus 30	2,238
1/13	@ Milwaukee	L	100	110	5-30	Free 22	Moncrief 30	9,974
1/15	Boston	W	90	86	6-30	Robinson 25	Bird/Archibald 14	7,548
1/18	Philadelphia	L	90	98	6-31	Free 23	Toney 23	7,220
1/20	@ Washington	W	97	89	7-31	Free 29	Ballard 18	4,518
1/21	@ New Jersey	L	99	105	7-32	Free 20	Birdsong 20	10,729
1/23	@ Boston	L	91	105	7-33	Free 31	Parish 26	15,320
1/25	@ New York	L	78	111	7-34	Free 21	Westphal/Grunfeld 17	6,514
1/26	Chicago	L	119	124	7-35	Huston 31	Theus 27	2,265
1/28	@ Detroit	W	107	106	8-35	Robinson 30	Thomas 27	8,211
1/29	Seattle	W	89	88	9-35	Free 31	Williams 25	3,560
2/1	@ Atlanta	L	84	93	9-36	Free 24	Sparrow 21	4,802
2/2	New Jersey	L	105	118	9-37	Kenon 19	Williams 22	2,071
2/4	Atlanta	L	81	92	9-38	Free 26	Johnson 21	2,066
2/5	@ Chicago	L	113	117	9-39	Free 36	Theus 29	6,257
2/6	San Diego	W	110	107	10-39	Robinson 36	Cummings 24	3,042
2/9	Milwaukee	W	104	94	11-39	Free 32	Moncrief 28	2,088
2/10	@ Indiana	W	99	94	12-39	Free 30	Carter 24	3,059
2/16	Dallas	W	99	96	13-39	Robinson/Free 23	Aguirre 29	3,587
2/17	@ New York	L	92	108	13-40	Hubbard 13	Cartwright 25	8,092
2/20	Phoenix	L	81	103	13-41	Free 31	Nance 21	3,782
2/23	Golden State	W	99	98	14-41	Free 30	Lloyd 21	3,412
2/26	Detroit	L	102	122	14-42	Free 25	Tripucka 26	4,668
2/27	Portland	W	98	92	15-42	Free 30	Natt/Paxson 24	2,697
3/1	@ Denver	L	121	132	15-43	Free 25	English 31	10,492
3/3	@ Utah	L	113	118	15-44	Robinson 33	Drew 40	7,233
3/5	@ Dallas	W	98	91	16-44	Free 25	Vincent 18	11,358
3/6	@ San Antonio	L	98	117	16-45	Robinson 25	Gilmore 23	7,252
3/8	@ Houston	W	102	99	17-45	Free 37	Murphy 23	7,036
3/13	@ Milwaukee	L	83	117	17-46	Free 19	Moncrief 15	10,035
3/15	@ Washington (OT)	L	92	95	17-47	Free 35	Ruland 26	5,832
3/16	New Jersey	L	90	96	17-48	Robinson 24	Richardson/King 19	1,814
3/18	Atlanta	L	73	97	17-49	Free 22	Roundfield 26	2,461
3/20	Boston	L	79	90	17-50	Wilkinson 18	Bird 19	7,180
3/22	@ Kansas City	L	94	117	17-51	Tillis/Free 22	Woodson 23	4,924
3/23	New York	W	84	81	18-51	Hubbard 22	King 16	2,145
3/25	@ Boston	L	102	124	18-52	Free 28	Henderson 22	15,320
3/27	@ Philadelphia	L	80	94	18-53	Robinson 17	Malone 33	13,327
3/29	@ Atlanta	L	82	95	18-54	Free 16	Roundfield 25	5,064
3/30	Houston	W	102	95	19-54	Free 28	Bailey 22	4,575
4/1	@ Detroit	L	111	120	19-55	Bagley 29	Tripucka 43	15,388
4/3	Philadelphia	L	84	96	19-56	Robinson 20	Malone 26	7,622
4/5	@ Chicago	W	101	91	20-56	Robinson 24	Theus 28	4,612
4/7	Milwaukee	L	87	100	20-57	Hubbard 16	Moncrief 21	2,441
4/9	@ New Jersey	L	105	115	20-58	Free 25	King 30	9,610
4/10	Indiana	W	110	105	21-58	Robinson 27	Kellogg 24	2,039
4/13	Chicago	L	98	107	21-59	Free 20	Dalley 20	1,952
4/15	@ Indiana (OT)	W	132	124	22-59	Robinson 20	Branson 22	3,918
4/17	Washington	W	118	105	23-59	Free 20	Kopicki 16	2,495

# 1983-84

## Season Highlights

**Final Record:** 28-54

**Finished:** 4th Place in Division

**Head Coach:** Tom Nissalke

Gordon Gund and George Gund III took over ownership of the Cavaliers during the offseason...George Karl joined the Cavaliers as director of player acquisition...Radio Play-By-Play Announcer Joe Tait returned to Cleveland following a two-year stint with New Jersey and Chicago...Cliff Robinson ranked eighth in the league in rebounding (10.3) and Roy Hinson ranked sixth in the NBA in blocks (1.81).

## Final Statistics

1983-84 PLAYER	Field Goals					3-Point FG			Free Throws			Rebounds					PTS	AVG	HI
	G	MIN	FGM	FGA	PCT	FGM	FGA	PCT	FTM	FTA	PCT	OFF	DEF	REB	AST	PF	DQ	STL	BLK
Free	75	2375	626	1407	.445	22	63	.349	395	504	.784	89	128	217	226	214	2	94	8
Robinson	73	2402	533	1185	.450	1	2	.500	234	334	.701	156	597	753	185	195	2	51	32
Hubbard	80	1799	321	628	.511	0	1	.000	221	299	.739	172	208	380	86	244	3	71	6
Shelton	79	2101	371	779	.476	1	5	.200	107	140	.764	140	241	381	179	279	9	76	55
Huston	77	2041	348	699	.498	2	11	.182	110	154	.714	32	64	96	413	126	0	38	1
Thompson	82	1731	309	662	.467	9	39	.231	115	149	.772	120	192	312	122	192	2	70	37
Bagley	76	1712	257	607	.423	2	17	.118	157	198	.793	49	107	156	333	113	1	78	4
Cook	81	1950	188	387	.486	1	2	.500	94	130	.723	174	310	484	123	282	7	68	47
Hinson	80	1858	184	371	.496	0	0	---	69	117	.590	175	324	499	69	306	11	31	145
Granger	56	738	97	226	.429	4	13	.308	53	70	.757	8	47	55	134	97	0	24	0
Garris	33	267	52	102	.510	0	0	---	27	34	.794	35	42	77	10	40	0	8	6
Poquette	51	858	75	171	.439	1	5	.200	34	43	.791	57	125	182	49	114	1	20	33
Crompton	7	23	1	8	.125	0	0	---	3	6	.500	6	3	9	1	4	0	1	1
Cavaliers	82	19855	3362	7232	.465	43	164	.262	1619	2178	.743	1213	2388	3601	1930	2206	38	630	375
Opponents	82	19855	3373	6930	.487	50	190	.263	1939	2541	.763	983	2405	3388	2141	1906	21	579	395

## Season Leaders (min. 50 games)

Scoring Leaders			Rebounding Leaders			Assist Leaders		
1	World B. Free	22.3 ppg	1	Cliff Robinson	10.3 rpg	1	Geoff Huston	5.4 apg
2	Cliff Robinson	17.8 ppg	2	Roy Hinson	6.2 rpg	2	John Bagley	4.4 apg
3	Phil Hubbard	10.8 ppg	3	Jeff Cook	6.0 rpg	3	World B. Free	3.0 apg



**1983-84** Top Row (Left to Right): Phil Hubbard, John Garris, Roy Hinson, Ben Poquette, Jeff Cook, Cliff Robinson, Lonnie Shelton, Paul Thompson, Gary Briggs (Head Trainer)

Bottom Row (Left to Right): Gene Little, World B. Free, Geoff Huston, Tom Nissalke (Head Coach), Gordon Gund (Co-Chairman and President), Harry Weltman (President), Stewart Granger, John Bagley, Ed Badger (Assistant Coach)

# 1983-84

## Cleveland Cavaliers Results

Date	Opponent	W/L	Cle	Opp	Record	Cavaliers High Scorer	Opponent High Scorer	Attend.
10/28	New York	L	106	113	0-1	Free 35	Cartwright 24	6,082
10/29	Boston	L	89	108	0-2	Free 32	McHale 22	8,194
11/1	@ New Jersey	L	113	125	0-3	Free 24	Williams 18	9,178
11/2	Houston	W	103	94	1-3	Free 33	Sampson 16	11,156
11/4	Dallas	W	105	84	2-3	Free 40	Aquirre 20	3,426
11/5	@ Indiana	L	87	99	2-4	Robinson 20	Sichting 26	7,115
11/9	@ Seattle	L	101	113	2-5	Free 30	Brown 27	7,189
11/10	@ Portland	L	110	115	2-6	Free 37	Paxson 23	12,666
11/12	@ Golden State	L	102	109	2-7	Free 27	Short 16	6,770
11/16	@ Phoenix	L	104	115	2-8	Shelton 24	Davis 35	8,200
11/17	@ Los Angeles	L	114	127	2-9	Robinson 28	Wilkes 24	11,467
11/20	@ San Diego	L	97	99	2-10	Free 25	Hodges 20	4,056
11/23	Washington	W	107	98	3-10	Free 36	Ruland 23	3,245
11/26	@ New York	L	84	96	3-11	Free 25	Cartwright 21	9,621
11/27	San Antonio	W	114	106	4-11	Thompson 26	Gervin 25	3,782
11/29	@ Detroit	L	93	103	4-12	Robinson 26	Long 23	6,259
11/30	Portland	W	112	105	5-12	Free 34	Paxson 24	2,598
12/2	Indiana	W	108	99	6-12	Free 33	Kellogg 21	3,246
12/3	@ Atlanta	L	91	102	6-13	Robinson 24	Johnson 26	6,291
12/6	@ New Jersey	L	105	114	6-14	Free 24	Dawkins 36	9,005
12/7	Atlanta	W	106	92	7-14	Free 21	Johnson 23	2,589
12/9	Milwaukee	L	83	96	7-15	Hubbard 17	Moncrief 27	3,487
12/10	@ Chicago	W	101	95	8-15	Robinson 22	Woodridge 25	3,849
12/13	Utah	L	105	107	8-16	Free 26	Dantley 35	2,525
12/14	@ Boston	L	108	110	8-17	Free 30	Parish 30	14,890
12/16	@ Philadelphia	L	105	115	8-18	Free 24	Toney 29	12,452
12/17	@ Washington	L	95	119	8-19	Free 26	Sobers 28	6,207
12/21	Detroit	L	112	119	8-20	Free 19	Long 30	2,529
12/23	Milwaukee	L	83	89	8-21	Free/Hubbard 17	Bridgeman 23	4,245
12/29	Atlanta	W	88	77	9-21	Free 23	Rollins 18	3,822
12/30	@ Atlanta	L	98	109	9-22	Bagley 20	Davis 26	5,201
1/3	@ Milwaukee	L	92	104	9-23	Free 20	Moncrief 24	8,910
1/4	Los Angeles	L	99	106	9-24	Shelton 24	Johnson 23	8,027
1/6	@ Boston	L	97	115	9-25	Free 23	Bird 19	14,890
1/7	Philadelphia	W	106	98	10-25	Free 36	Toney 40	13,625
1/10	@ Milwaukee	W	116	104	11-25	Free 34	Moncrief 28	8,874
1/14	Detroit (OT)	L	131	132	11-26	Free 31	tripucka 44	7,625
1/17	@ Chicago	W	105	103	12-26	Free 23	Woodridge 23	3,877
1/18	Philadelphia	L	107	109	12-27	Hubbard 31	Toney 28	7,444
1/20	@ Philadelphia	L	106	109	12-28	Free 32	Erving 23	14,071
1/21	Chicago	L	94	111	12-29	Robinson 14	Dalley 36	3,957
1/24	Boston	L	97	118	12-30	Robinson 19	Bird 24	5,830
1/31	Detroit (OT)	W	114	112	13-30	Robinson 32	Trippucka 24	3,548
2/3	Chicago	W	106	76	14-30	Free 22	Green 11	3,438
2/4	San Diego	W	108	100	15-30	Free 28	Nixon 31	4,278
2/7	@ Detroit	L	99	130	15-31	Robinson 22	Long 24	8,332
2/8	Golden State	W	119	108	16-31	Robinson 31	Carroll 32	2,675
2/10	Seattle	W	95	90	17-31	Robinson/Bagley 20	Chambers 24	3,543
2/11	@ Indiana	W	86	83	18-31	Bagley 16	Williams 16	10,616
2/14	New Jersey	W	103	93	19-31	Free 30	Ransney 21	3,052
2/15	Phoenix	W	104	90	20-31	Bagley 26	Davis 27	4,096
2/18	Indiana	L	93	118	20-32	Thompson 19	Kellogg 24	10,105
2/21	@ Atlanta	L	84	102	20-33	Free 21	Wilkins 36	4,940
2/23	Philadelphia (OT)	W	116	109	21-33	Free 35	Malone 29	14,517
2/25	Washington	W	94	83	22-33	Huston 16	Ballard 22	5,183
2/26	@ Detroit	L	109	121	22-34	Free 32	Thomas 40	8,560
2/28	@ Kansas City (2 OT)	L	137	142	22-35	Free 35	Johnson 28	11,220
3/1	@ Denver	L	113	119	22-36	Huston 23	Vandeweghe 34	10,033
3/2	@ Utah	L	104	110	22-37	Free 30	Griffith 30	10,495
3/6	@ San Antonio	L	122	129	22-38	Robinson 25	Mitchell 37	5,833
3/7	@ Dallas	L	103	115	22-39	Free 24	Blackman 22	11,558
3/11	@ Houston	L	101	108	22-40	Free 29	Sampson 23	7,912
3/13	Atlanta	W	92	83	23-40	Robinson 29	Roundfield/Davis 14	3,103
3/15	@ New York	L	82	105	23-41	Robinson 18	Williams 19	7,922
3/16	Denver	L	102	118	23-42	Robinson 24	English/Vandeweghe 29	4,682
3/18	Kansas City	L	97	108	23-43	Huston 18	Woodson 33	2,796
3/20	@ Chicago (OT)	L	104	108	23-44	Free 26	Dalley 36	3,518
3/21	New York	W	100	99	24-44	Robinson 24	King 19	3,552
3/23	@ Philadelphia	L	95	100	24-45	Robinson 22	Malone 31	11,402
3/25	Washington	W	101	96	25-45	Robinson 24	Ballard 23	3,370
3/27	New Jersey	W	106	103	26-45	Free 29	Richardson 25	3,638
3/28	@ Milwaukee	L	98	130	26-46	Garris 20	Johnson 21	9,187
3/30	@ Indiana	L	87	90	26-47	Free 24	Kellogg 24	7,830
3/31	Indiana (OT)	L	119	120	26-48	Shelton 33	Stipanovich 23	6,598
4/3	Boston	L	86	98	26-49	Robinson 18	Bird 29	7,094
4/5	Chicago	W	114	99	27-49	Shelton 21	Dalley 23	2,804
4/6	@ Boston	L	94	113	27-50	Robinson 18	Bird 33	14,890
4/8	@ New Jersey	L	97	124	27-51	Bagley 19	Dawkins 17	12,252
4/9	@ New York	L	113	118	27-52	Free 39	King 32	8,242
4/11	Milwaukee	L	95	108	27-53	Free 21	Johnson/Dunleavy 17	3,412
4/13	New York	L	98	107	27-54	Free 23	King 28	5,177
4/14	@ Washington	W	117	109	28-54	Hubbard 25	Ruland/Malone 24	8,033



# 1984-85

## Season Highlights

**Final Record:** 36-46

**Finished:** 4th Place in Division

**Head Coach:** George Karl


George Karl took over the reins as head coach, his first season as a head coach in the NBA...the Cavaliers opened up 2-19 before a 34-27 finish...Cleveland made the playoffs, losing to Boston, 3-1, in the first round...the Cavaliers went on a seven-game road winning streak from Feb. 15 to Mar. 6, setting a then franchise record...World B. Free was named Player of the Week (week ending Jan.13)...Karl was named Coach of the Month for February...Free scored 45 points at Houston on Feb. 16, then the third-highest point total by a Cavalier in franchise history...John Bagley finished fifth in the league in assists (8.6), Roy Hinson finished sixth in the league in blocks (2.28) and World B. Free finished seventh in three-point field goal percentage (.368) and 15th in scoring (22.5).

## Final Statistics

1984-85 PLAYER	G	MIN	Field Goals			3-Point FG			Free Throws			Rebounds			AST	PF	DQ	STL	BLK	PTS	AVG	HI
			FGM	FGA	PCT	FGM	FGA	PCT	FTM	FTA	PCT	OFF	DEF	REB								
Free	71	2249	609	1328	.459	71	193	.368	308	411	.749	61	150	211	320	163	0	75	16	1597	22.5	45
Hinson	76	2344	465	925	.503	0	3	.000	271	376	.721	186	410	596	68	311	13	51	173	1201	15.8	32
Hubbard	76	2249	415	822	.505	0	4	.000	371	494	.751	214	265	479	114	258	8	81	9	1201	15.8	37
Davis	76	1920	337	791	.426	12	46	.261	255	300	.850	35	84	119	426	136	1	43	4	941	12.4	33
Turpin	79	1949	363	711	.511	0	0	---	109	139	.784	155	297	452	36	211	3	38	87	835	10.6	24
Thompson	33	715	148	354	.418	6	23	.261	45	53	.849	36	80	116	58	77	1	41	20	347	10.5	24
Bagley	81	2401	338	693	.488	3	26	.115	125	167	.749	54	237	291	697	132	0	129	5	804	9.9	35
Jones (Tot)	44	769	130	275	.473	0	4	.000	82	111	.739	50	121	171	29	123	2	20	29	342	7.8	15
Jones (Cle)	26	447	86	184	.467	0	3	.000	41	60	.683	34	75	109	11	71	1	11	11	213	8.2	15
Wilson	11	175	27	54	.500	0	0	---	23	30	.767	10	8	18	24	14	0	10	3	77	7.0	13
Poquette	79	1656	210	457	.460	3	17	.176	109	137	.796	148	325	473	79	220	3	47	58	532	6.7	22
Shelton	57	1244	158	363	.435	0	5	.000	51	77	.662	82	185	267	96	187	3	44	18	367	6.4	16
Cook	18	440	46	105	.438	0	1	.000	17	27	.630	41	63	104	23	53	0	5	9	109	6.1	14
Anderson	36	520	84	195	.431	1	2	.500	41	50	.820	39	49	88	34	40	0	9	7	210	5.8	27
West (Tot)	66	888	106	194	.546	0	1	.000	43	87	.494	90	161	251	15	197	7	13	49	255	3.9	16
West (Cle)	65	882	106	193	.549	0	1	.000	41	85	.482	89	161	250	15	193	7	13	48	253	3.9	16
Williams	46	413	58	134	.433	0	5	.000	47	64	.734	19	44	63	61	86	1	22	4	163	3.5	13
Huston	8	93	12	25	.480	0	0	---	2	3	.667	0	1	23	8	0	0	0	0	26	3.3	10
Smith	7	48	4	17	.235	0	4	.000	8	10	.800	0	4	4	7	6	0	2	0	16	2.3	7
Russell	3	24	2	7	.286	0	1	.000	2	3	.667	0	5	5	3	3	0	0	0	6	2.0	4
Graves	4	11	2	6	.333	0	1	.000	1	5	.200	0	2	2	1	4	0	1	0	5	1.3	3
Cavaliers	82	19780	3470	7364	.471	96	335	.287	1867	2491	.749	1203	2445	3648	2096	2173	41	622	472	8903	108.6	135
Opponents	82	19780	3547	7415	.478	70	253	.277	1965	2554	.769	1210	2451	3661	2215	2101	23	612	429	9129	111.3	144

## Season Leaders (min. 50 games)

Scoring Leaders			Rebounding Leaders			Assist Leaders		
1	World B. Free	22.5 ppg	1	Roy Hinson	7.8 rpg	1	John Bagley	8.6 apg
2	Roy Hinson	15.8 ppg	2	Phil Hubbard	6.3 rpg	2	Johnny Davis	5.6 apg
3	Phil Hubbard	15.8 ppg	3	Ben Poquette	6.0 rpg	3	World B. Free	4.5 apg



**1984-85 Top Row (Left to Right):** Gene Littles (Assistant Coach), Ron Anderson, Lonnie Shelton, Roy Hinson, Jeff Cook, Mark West, Melvin Turpin, Ben Poquette, Phil Hubbard, Gary Briggs (Trainer), Morris McHone (Assistant Coach)  
**Bottom Row (Left to Right):** Paul Thompson, Mike Wilson, Johnny Davis, George Karl (Head Coach), George Gund III (Co-Chairman), Gordon Gund (Co-Chairman), Harry Weltman (Vice President/General Manager), World B. Free, John Bagley, Geoff Huston



# 1984-85

## Cleveland Cavaliers Results

Date	Opponent	W/L	Cle	Opp	Record	Cavaliers High Scorer	Opponent High Scorer	Attend.
10/26	@ Philadelphia	L	101	111	0-1	Anderson 27	Malone 26	11,892
10/27	New Jersey	L	106	131	0-2	Davis 22	Birdsong 31	10,260
10/30	@ Detroit	L	107	124	0-3	Davis 33	Trippucka 31	8,272
11/2	Indiana	L	109	116	0-4	Turpin/Davis 24	Williams 21	5,129
11/3	@ Milwaukee	L	88	117	0-5	Free 21	Cummings 21	10,012
11/5	Detroit	L	98	107	0-6	Davis 21	Thomas 33	4,219
11/8	@ Phoenix	L	111	112	0-7	Hinson 28	Adams 24	10,641
11/10	@ San Antonio	L	103	127	0-8	Hinson 20	Gervin 42	9,939
11/13	@ Houston	L	98	106	0-9	Hinson 26	Lloyd 20	14,821
11/15	@ Atlanta	W	102	99	1-9	Free 18	Williams 20	3,836
11/17	@ New York	L	88	112	1-10	Hinson 22	King 30	8,783
11/21	New York	L	101	109	1-11	Hinson 23	King 40	4,192
11/23	Golden State	L	106	107	1-12	Turpin 24	Short 27	5,402
11/25	Atlanta	W	118	111	2-12	Davis 20	Wilkins 25	3,630
11/27	Portland	L	106	115	2-13	Davis 22	Carr/Vandeweghe 22	3,605
12/1	Boston	L	104	110	2-14	Bagley 19	Bird 34	12,503
12/2	@ Boston	L	99	122	2-15	Hinson 26	McHale 30	14,890
12/4	L.A. Lakers	L	112	116	2-16	Hubbard 37	Abdul-Jabbar 31	11,298
12/8	Denver	L	108	114	2-17	Davis 23	Natt 31	3,943
12/11	Milwaukee	L	106	120	2-18	Hinson 27	Moncrief 30	3,574
12/12	Atlanta @ New Orleans	L	99	116	2-19	Thompson 23	Wilkins 33	3,082
12/15	New York	W	102	97	3-19	Hubbard 18	King/Cummings 21	4,717
12/18	San Antonio	W	118	110	4-19	Hinson 32	Mitchell 32	3,730
12/20	@ New York	L	97	112	4-20	Davis 16	King 28	8,127
12/22	@ Indiana	W	106	103	5-20	Hubbard 30	Fleming 19	7,938
12/25	Atlanta	W	109	106	6-20	Hubbard 28	Wilkins 19	4,216
12/27	@ Chicago	L	108	112	6-21	Free 30	Jordan 45	10,551
12/29	Milwaukee	L	102	115	6-22	Thompson 18	Cummings 27	6,108
1/2	@ Detroit	L	100	108	6-23	Davis 20	Laimbeer 35	7,366
1/3	Washington	W	100	93	7-23	Free 21	G. Williams 24	5,694
1/5	Phoenix	W	111	106	8-23	Davis 30	Foster 22	4,631
1/8	New Jersey	W	107	101	9-23	Free 27	Richardson 29	3,362
1/11	@ Milwaukee	L	117	130	9-24	Free/Hinson 26	Moncrief 35	9,775
1/12	Chicago	W	101	98	10-24	Free 32	Jordan 24	18,074
1/14	Washington	L	91	101	10-25	Free 21	Ballard 28	3,462
1/15	@ Kansas City	W	116	112	11-25	Hubbard 22	Johnson 30	4,720
1/17	@ Chicago	L	93	98	11-26	Hinson 19	Jordan 25	7,199
1/19	Seattle	L	105	106	11-27	Free 23	Sikma 31	5,987
1/21	@ Washington	L	115	128	11-28	Free 31	Ballard 31	4,892
1/22	Philadelphia	L	100	101	11-29	Free/Turpin 21	Erving 22	7,148
1/24	@ Utah	W	110	109	12-29	Free 35	Dantley 29	7,490
1/26	@ Denver	L	127	144	12-30	Poquette 22	English 26	10,840
1/29	L.A. Clippers	W	110	94	13-30	Free 26	Bridgeman 30	3,724
1/30	@ Indiana	L	115	120	13-31	Free 39	Williams 26	5,744
2/1	@ Atlanta	L	108	126	13-32	Free 27	Wilkins 34	15,908
2/2	Kansas City	W	124	106	14-32	Free 36	Johnson 23	3,775
2/4	@ Washington	W	121	112	15-32	Bagley 35	Malone 34	4,103
2/6	@ Boston	L	108	113	15-33	Free 24	Bird 26	14,890
2/7	Chicago	W	108	99	16-33	Free 29	Jordan 23	9,113
2/12	Dallas	L	112	131	16-34	Free 26	Blackman 35	3,557
2/13	@ New Jersey	L	105	112	16-35	Free 34	Birdsong 31	9,458
2/15	@ Philadelphia	W	112	107	17-35	Hinson 25	Malone 26	17,072
2/16	Houston	L	115	122	17-36	Free 45	Sampson 41	18,557
2/18	Philadelphia	W	120	113	18-36	Free 35	Toney 43	12,510
2/20	@ Indiana	W	102	92	19-36	Free 24	Fleming 21	8,465
2/22	Utah	L	98	102	19-37	Hubbard 19	Bailey 27	5,813
2/23	Milwaukee	W	128	106	20-37	Davis 23	Moncrief 22	7,843
2/26	@ Chicago (OT)	W	123	118	21-37	Hinson 25	Jordan 28	6,965
2/28	Seattle @ Tacoma	W	120	95	22-37	Hinson 22	Wood/Chambers 15	5,016
3/1	@ Portland	W	111	103	23-37	Free 29	Drexler 19	12,666
3/4	@ Golden State	W	108	104	24-37	Free 25	Smith 16	5,048
3/6	@ L.A. Clippers	W	114	112	25-37	Free 23	Smith 29	7,145
3/9	@ L.A. Lakers	L	106	133	25-38	Hinson/Turpin 18	Scott 26	17,505
3/11	Indiana	W	122	110	26-38	Free 28	Kellogg 27	7,618
3/13	@ Milwaukee	L	93	128	26-39	Free/Hubbard 20	Cummings 26	9,865
3/15	Boston	L	96	119	26-40	Hinson 24	Bird 35	<b>20,900</b>
3/16	@ Dallas (OT)	W	135	128	27-40	Free 30	Perkins 29	17,007
3/19	Philadelphia	W	116	89	28-40	Hinson 21	Erving/Barkley 16	12,527
3/20	@ New Jersey	L	108	128	28-41	Free 24	Richardson 33	9,479
3/22	@ Boston	L	117	129	28-42	Free 28	Bird 36	14,890
3/23	Atlanta (OT)	L	86	91	28-43	Free 17	Wilkins 21	16,787
3/26	New York	W	112	98	29-43	Free 16	Tucker 27	5,158
3/28	Chicago	W	122	114	30-43	Free 32	Jordan 35	9,104
3/30	Indiana	W	117	94	31-43	Free 27	Stipanovich 22	6,621
4/2	Washington	W	122	107	32-43	Free 32	Malone 24	6,886
4/3	@ Philadelphia	W	113	110	33-43	Free 25	Malone 26	10,806
4/5	@ Detroit	W	119	118	34-43	Free 37	Trippucka 25	12,355
4/6	@ Washington	L	101	109	34-44	Free 26	Malone 36	8,071
4/9	New Jersey	W	114	100	35-44	Free 35	Richardson 33	10,185
4/11	Boston	L	115	121	35-45	Free 24	Bird 29	<b>20,363</b>
4/12	@ New York (OT)	W	109	108	36-45	Anderson 25	Orr 28	7,423
4/14	Detroit	L	113	116	36-46	Free 21	Trippucka 24	8,059

# 1985-86

## Season Highlights

**Final Record:** 29-53

**Finished:** 5th Place in Division

**Head Coach:** George Karl 25-42

Gene Littles 4-11

On draft day, the Cavaliers drafted Charles Oakley (First Round – No. 9) and Calvin Duncan (Second Round – No. 30). Cleveland then traded Oakley and Duncan for the Chicago Bulls first-round pick Keith Lee (No. 11) and Ennis Whitley. The Cavaliers selected John Williams with their second pick in the second round (No. 45)...on Oct. 15, the Cavaliers withdrew Williams' player contract and he sat out his rookie campaign...Gene Littles replaced George Karl as head coach on March 16...John Bagley finished fourth in the league in assists (9.4) and World B. Free finished fifth in three-point field goal percentage (.420) and 10th in scoring (23.4).

## Final Statistics

1985-86	Field Goals					3-Point FG			Free Throws			Rebounds														
PLAYER	G	MIN	FGM	FGA	PCT	FGM	FGA	PCT	FTM	FTA	PCT	OFF	DEF	REB	AST	PF	DQ	STL	BLK	PTS	AVG	HI				
Free	75	2535	652	1433	455	71	169	420	379	486	780	72	146	218	314	186	1	91	19	1754	23.4	43				
Hinson	82	2834	621	1167	532	0	4	0.000	364	506	719	167	472	639	102	316	7	62	112	1606	19.6	39				
Turpin	80	2292	456	838	544	0	4	0.000	185	228	811	182	374	556	55	260	6	65	106	1097	13.7	32				
Bagley	78	2472	366	865	423	9	37	243	170	215	791	76	199	275	735	165	1	122	10	911	11.7	24				
Hubbard	23	640	93	198	470	0	1	0.000	76	112	679	48	72	120	29	78	2	20	3	262	11.4	22				
Johnson (Tot)	71	1477	284	621	457	29	85	341	112	155	723	30	91	121	333	128	1	18	2	709	10.0	25				
Johnson (Cle)	32	615	129	293	440	24	65	369	33	45	733	13	33	46	114	56	0	8	1	315	9.8	25				
Jones	53	1011	187	370	505	7	23	304	132	178	742	71	136	207	45	142	0	30	38	513	9.7	24				
Lee	58	1197	177	380	466	2	9	222	75	96	781	116	235	351	67	204	9	29	37	431	7.4	25				
Davis	39	612	102	237	430	2	11	182	67	79	848	6	30	36	105	44	0	24	4	273	7.0	17				
Minniefield	76	1131	167	347	481	10	37	270	73	93	785	43	88	131	269	165	1	65	1	417	5.5	20				
Anderson	17	207	37	74	500	0	1	0.000	12	16	750	5	21	26	8	20	0	1	0	86	5.1	14				
Brewer (Tot)	44	570	86	224	384	5	17	294	34	38	895	14	39	53	40	44	0	17	6	211	4.8	16				
Brewer (Cle)	40	552	83	215	386	5	17	294	33	37	892	14	39	53	40	43	0	17	6	204	5.1	16				
Poquette	81	1496	166	348	477	2	10	200	72	100	720	121	252	373	78	187	2	33	32	406	5.0	15				
Shelton	44	682	92	188	489	0	2	0.000	14	16	875	38	105	143	61	128	2	21	4	198	4.5	13				
West	67	1172	113	209	541	0	0	---	54	103	524	97	225	322	20	235	6	27	62	280	4.2	14				
McDonald	21	266	28	58	483	0	1	0.000	5	8	625	15	23	38	9	30	0	7	1	61	2.9	10				
Whitley	8	66	9	19	474	0	0	---	4	7	571	2	5	7	13	8	0	5	0	22	2.8	14				
Cavaliers	82	19780	3478	7239	480	132	391	338	1748	2325	752	1086	2455	3541	2064	2267	37	627	436	8836	107.8	135				
Opponents	82	19780	3435	7239	475	86	297	290	2115	2758	767	1131	2494	3625	2122	1945	23	711	364	9071	110.6	138				

## Season Leaders (min. 50 games)

Scoring Leaders			Rebounding Leaders			Assist Leaders		
1	World B. Free	23.4 ppg	1	Roy Hinson	7.8 rpg	1	John Bagley	9.4 apg
2	Roy Hinson	19.6 ppg	2	Mel Turpin	7.0 rpg	2	Eddie Johnson	4.7 apg
3	Mel Turpin	13.7 ppg	3	Keith Lee	6.1 rpg	3	World B. Free	4.2 apg



**1985-86** Top Row (Left to Right): Bryan Marshall (Conditioning Coach), Morris McHone (Assistant Coach), Phil Hubbard, Lonnie Shelton, Melvin Turpin, Edgar Jones, Mark West, Ben Poquette, Roy Hinson, Gene Littles (Assistant Coach), Gary Briggs (Trainer)  
Bottom Row (Left to Right): Keith Lee, Dirk Minniefield, Johnny Davis, Harry Weltman (Executive Vice President/General Manager), George Karl (Head Coach), Thaxter Trafton (President), John Bagley, World B. Free, Ron Brewer

# 1985-86

## Cleveland Cavaliers Results

Date	Opponent	W/L	Cle	Opp	Record	Cavaliers High Scorer	Opponent High Scorer	Attend.
10/25	@ Chicago (OT)	L	115	116	0-1	Free 27	Woolridge 35	11,124
10/26	Boston	L	100	105	0-2	Free 22	McHale 21	<b>20,900</b>
10/29	Washington	L	90	97	0-3	Free 24	Roundfield/Williams 17	7,557
10/31	@ Washington	W	114	107	1-3	Free/Hinson 24	Malone 25	7,146
11/3	Milwaukee	L	110	120	1-4	Hinson 20	Cummings 23	7,488
11/5	@ L.A. Lakers	W	129	111	2-4	Jones 24	Johnson 23	17,505
11/7	@ Sacramento	W	95	94	3-4	Free 29	Drew 23	10,333
11/9	@ Utah	L	114	121	3-5	Hinson 25	Dantley 36	10,573
11/10	@ Portland	L	107	110	3-6	Free 30	Bowie 24	12,666
11/14	@ Indiana	W	112	104	4-6	Hinson 23	Stipanovich 23	7,575
11/16	@ Chicago (OT)	W	132	128	5-6	Free 28	Woolridge 35	9,133
11/19	Golden State	L	104	110	5-7	Free 21	Short 32	8,825
11/20	@ Washington	L	98	101	5-8	Jones 19	Williams 19	4,873
11/22	Utah	L	113	121	5-9	Turpin 26	Dantley 33	10,357
11/24	Atlanta	W	98	90	6-9	Turpin 27	Levingston 17	6,145
11/26	@ Detroit	L	98	113	6-10	Hinson 24	Long 21	8,608
11/30	New Jersey	W	119	90	7-10	Free 21	Dawkins 21	10,597
12/3	Indiana	L	84	98	7-11	Hinson 19	Williams 20	5,070
12/5	Seattle	W	100	97	8-11	Free 24	Sikma 22	5,277
12/7	Denver	W	124	114	9-11	Free 31	English 30	7,224
12/10	Detroit	L	120	130	9-12	Free 30	Tripucka 26	6,789
12/11	@ Philadelphia	L	110	125	9-13	Free 27	Malone 34	7,468
12/13	@ Milwaukee	W	128	124	10-13	Free 39	Moncrief 34	11,052
12/14	Boston	W	109	99	11-13	Free 22	Bird 31	15,349
12/17	Houston	L	94	98	11-14	Hinson 24	Lloyd 38	8,362
12/19	@ New York	W	109	105	12-14	Turpin 29	Ewing 28	11,939
12/20	L.A. Lakers	L	116	128	12-15	Free 15	Abdul-Jabbar 29	<b>20,900</b>
12/22	Dallas	W	119	105	13-15	Free 32	Schrempf 17	9,056
12/23	@ New Jersey	L	101	108	13-16	Free 30	Richardson 29	9,143
12/27	@ New Jersey	W	119	105	14-16	Free 29	Thomas 21	20,282
12/28	Milwaukee (OT)	L	112	114	14-17	Free 22	Moncrief 35	10,711
12/30	Chicago	L	117	121	14-18	Free 29	Gervin 31	11,086
1/3	L.A. Clippers	W	130	111	15-18	Free 22	Nixon 28	7,073
1/4	@ New Jersey	L	106	125	15-19	Free 28	Gminski 22	10,097
1/7	@ Milwaukee	L	101	110	15-20	Hinson 24	Pierce 20	11,052
1/8	@ Boston	L	95	126	15-21	Jones 20	Bird 25	14,890
1/11	Sacramento	W	105	101	16-21	Free 24	Woodson 23	8,495
1/14	Portland	L	108	120	16-22	Hinson 26	Vandeweghe 28	6,810
1/16	@ Atlanta	L	99	116	16-23	Free 26	Wilkins 26	4,961
1/18	Indiana	W	108	95	17-23	Turpin 27	Kellogg 16	9,021
1/20	Phoenix	W	108	93	18-23	Free 21	Edwards 22	9,034
1/22	Detroit	L	104	107	18-24	Hinson 30	Tripucka 24	7,104
1/24	Philadelphia	L	114	121	18-25	Free 19	Cheeks 30	15,016
1/27	@ Denver	L	103	124	18-26	Free 19	Lever 23	8,536
1/28	@ Houston	L	109	116	18-27	Hinson 39	Olajuwon 21	14,565
1/30	@ San Antonio	L	99	112	18-28	Jones 18	Mitchell 26	5,093
1/31	@ Dallas	L	91	107	18-29	Hinson 17	Donaldson 17	17,007
2/4	Atlanta	L	104	105	18-30	Free 28	Wilkins 36	6,702
2/6	Philadelphia	L	103	111	18-31	Hinson 24	Barkley 23	9,203
2/11	Indiana	W	119	97	19-31	Free 27	Stipanovich 18	6,213
2/13	New Jersey	W	135	117	20-31	Free 28	Gminski 19	6,046
2/15	@ Indiana	L	99	105	20-32	Hinson 33	Williams 24	11,201
2/17	New York	W	111	97	21-32	Hinson 24	Orr 19	11,734
2/18	@ New York	W	111	105	22-32	Hinson 34	Orr 21	11,344
2/20	Detroit	L	107	109	22-33	Hinson 21	Tripucka 28	7,726
2/22	Washington	L	102	110	22-34	Hinson 26	Malone 33	17,070
2/24	San Antonio	W	124	114	23-34	Free 31	Mitchell 28	7,745
2/26	@ Atlanta	L	109	129	23-35	Hinson 26	Wilkins 28	6,504
2/28	@ Chicago	L	96	116	23-36	Turpin 18	Gervin 26	17,483
3/4	@ L.A. Clippers	L	101	106	23-37	Free 23	Johnson/Maxwell 21	6,856
3/5	@ Phoenix	W	115	100	24-37	Free 23	Davis 30	9,725
3/7	@ Seattle	L	106	120	24-38	Hinson 17	Sikma 26	6,136
3/8	@ Golden State	L	128	138	24-39	Free 36	Short 39	8,842
3/11	@ New York	W	112	107	25-39	Turpin 32	Wilkins 22	11,954
3/12	Washington	L	114	128	25-40	Johnson 25	Malone 39	10,707
3/14	@ Philadelphia	L	100	109	25-41	Hinson 29	Malone 30	10,150
3/15	New Jersey	L	100	102	25-42	Turpin 20	Birdsong 25	10,144
3/17	Philadelphia (OT)	L	112	118	25-43	Free 32	Barkley/Threatt 21	8,285
3/18	Boston @ Hartford	L	96	126	25-44	Free 26	Bird 43	15,134
3/20	New York	L	87	93	25-45	Hinson 19	Walker 16	6,012
3/22	Chicago	W	123	97	26-45	Free 38	Gervin 20	10,091
3/25	Atlanta	L	91	97	26-46	Turpin 26	Wilkins 23	7,178
3/26	@ New Jersey	W	110	108	27-46	Free 26	Gminski 24	10,278
3/29	@ Atlanta	W	123	105	28-46	Free 43	Wilkins 23	9,058
4/1	Boston	L	105	123	28-47	Free 28	Johnson 21	17,495
4/3	@ Milwaukee	L	93	114	28-48	Hinson 21	Davis 21	10,907
4/4	@ Philadelphia	L	102	122	28-49	Free 25	Barkley 27	10,189
4/6	@ Washington	L	95	106	28-50	Hinson 24	Robinson 33	5,586
4/7	@ Detroit	L	104	128	28-51	Free 29	Tripucka 23	21,793
4/10	Milwaukee	L	101	102	28-52	Free 26	Moncrief 22	6,189
4/11	@ Boston	L	104	117	28-53	Free 28	McHale 30	14,890
4/13	Chicago	W	104	97	29-53	Free 31	Jordan 29	8,056

# 1986-87

## Season Highlights

**Final Record:** 31-51

**Finished:** 6th Place in Division

**Head Coach:** Lenny Wilkens

Wayne Embry was named new vice president and general manager on June 19...on June 17 (morning of the draft), the Cavaliers acquired the No. 1 pick in exchange for Roy Hinson and other considerations...Cleveland selected Brad Daugherty with the No. 1 pick, Ron Harper with the No. 8 pick and Johnny Newman in the second round (No. 29) and acquired the rights to Mark Price from Dallas...Lenny Wilkens was hired as the 10<sup>th</sup> head coach in franchise history on July 9...John Williams was named Player of the Week for the week ending Nov. 30...three rookies [Harper (22.9), Daugherty (15.7) and Williams (14.6)] led the team in scoring and were all named to the NBA All-Rookie Team...Harper was named Rookie of the Month in Dec. and Jan....signed Craig Ehlo as a free agent on Jan. 13...Daugherty was named Rookie of the Month in March...Harper ranked fourth in the NBA in steals with 2.55 per game.

## Final Statistics

1986-87 PLAYER	Field Goals					3-Point FG			Free Throws			Rebounds										
	G	MIN	FGM	FGA	PCT	FGM	FGA	PCT	FTM	FTA	PCT	OFF	DEF	REB	AST	PF	DQ	STL	BLK	PTS	AVG	HI
Harper	82	3064	734	1614	.455	20	94	.213	386	564	.684	169	223	392	394	247	3	209	84	1874	22.9	40
Daugherty	80	2695	487	905	.538	0	0	---	279	401	.696	152	495	647	304	248	3	49	63	1253	15.7	33
Williams	80	2714	435	897	.485	0	1	.000	298	400	.745	222	407	629	154	197	0	58	167	1168	14.6	27
Hubbard	68	2083	321	605	.531	0	4	.000	162	272	.596	178	210	388	136	224	6	66	7	804	11.8	23
Bagley	72	2182	312	732	.426	31	103	.301	113	136	.831	55	197	252	379	114	0	91	7	768	10.7	24
Price	67	1217	173	424	.408	23	70	.329	95	114	.833	33	84	117	202	75	1	43	4	464	6.9	27
West	78	1333	209	385	.543	0	2	.000	89	173	.514	126	213	339	41	229	5	22	81	507	6.5	27
Ehlo	44	890	99	239	.414	5	29	.172	70	99	.707	55	106	161	92	80	0	40	30	273	6.2	26
Lee	67	870	170	374	.455	0	1	.000	72	101	.713	93	158	251	69	147	0	25	40	412	6.1	20
Turpin	64	801	169	366	.462	0	0	---	55	77	.714	62	128	190	33	90	1	11	40	393	6.1	20
Newman	59	630	113	275	.411	1	22	.045	66	76	.868	36	34	70	27	67	0	20	7	293	5.0	22
Corbin (Tot)	63	1170	156	381	.409	1	4	.250	91	124	.734	88	127	215	97	129	0	55	5	404	6.4	23
Corbin (Cle)	32	438	43	117	.368	1	4	.250	42	57	.737	36	60	96	17	48	0	17	2	129	4.0	14
McCray	24	279	30	65	.462	0	0	---	20	41	.488	19	39	58	23	28	0	9	4	80	3.3	11
Poquette	37	437	41	82	.500	0	3	.000	31	39	.795	20	57	77	28	51	1	6	22	113	3.1	10
Minniefield	11	122	13	42	.310	0	5	.000	1	4	.250	1	9	10	13	8	0	6	1	27	2.5	4
Cavaliers	82	19755	3349	7122	.470	81	338	.240	1779	2554	.697	1257	2420	3677	1912	1853	20	672	559	8558	104.4	129
Opponents	82	19755	3556	7441	.478	95	342	.278	1664	2209	.753	1254	2396	3650	2056	2076	23	810	479	8871	108.2	134

## Season Leaders (min. 50 games)

Scoring Leaders			Rebounding Leaders			Assist Leaders		
1	Ron Harper	22.9 ppg	1	Brad Daugherty	8.1 rpg	1	John Bagley	5.3 apg
2	Brad Daugherty	15.7 ppg	2	John Williams	7.9 rpg	2	Ron Harper	4.8 apg
3	John Williams	14.6 ppg	3	Phil Hubbard	5.7 rpg	3	Brad Daugherty	3.8 apg



**1986-87** Top Row (Left to Right): Thaxter Trafton (President), Dick Helm (Assistant Coach), Phil Hubbard, Keith Lee, Melvin Turpin, Brad Daugherty, John Williams, Ben Poquette, Mark West, Brian Winters (Assistant Coach), Gary Briggs (Head Trainer), Dick Watson (Secretary and Legal Counsel)  
Bottom Row (Left to Right): Johnny Newman, Ron Harper, Craig Ehlo, Lenny Wilkens (Head Coach), George Gund III (Co-Chairman), Gordon Gund (Co-Chairman), Wayne Embry (VP and General Manger), Mark Price, John Bagley, Scooter McCray

# 1986-87

## Cleveland Cavaliers Results

Date	Opponent	W/L	Cle	Opp	Record	Cavaliers High Scorer	Opponent High Scorer	Attend.
11/1	Washington	W	113	106	1-0	West 27	J. Malone 25	14,254
11/2	Chicago	L	89	94	1-1	Harper 23	Jordan 41	17,540
11/5	@ Utah	L	95	111	1-2	Turpin 18	Griffith 20	11,185
11/7	@ Golden State	W	115	114	2-2	Harper 29	Short 30	9,436
11/8	@ L.A. Clippers	W	100	93	3-2	Harper 22	Drew 19	6,340
11/11	@ Sacramento	L	114	119	3-3	Harper 34	D. Smith 25	10,333
11/13	@ San Antonio	L	102	115	3-4	Harper 20	M. Thompson 23	5,335
11/15	@ Dallas	L	96	111	3-5	Harper 22	Aguiar 25	17,007
11/16	@ Houston	L	106	134	3-6	Daugherty 22	Wiggins 30	16,016
11/19	Golden State	L	104	112	3-7	Daugherty 29	Short 21	8,113
11/20	@ Atlanta	L	89	108	3-8	Harper 18	Wilkins 27	8,547
11/22	@ Detroit	L	84	93	3-9	Harper 21	V. Johnson 26	12,299
11/26	Portland	W	118	114	4-9	Harper/Williams 20	S. Johnson 40	8,981
11/29	@ New York	W	90	88	5-9	Williams 26	Ewing 26	14,884
12/2	San Antonio	W	115	105	6-9	Harper 34	Corbin 23	6,473
12/4	Detroit	W	113	105	7-9	Daugherty 29	Dantley 26	8,036
12/6	Boston	W	88	86	8-9	Harper/Williams 26	McHale 31	19,587
12/9	Atlanta	L	98	122	8-10	Bagley/Newman 14	Whitman 30	10,276
12/11	@ Indiana	L	94	115	8-11	Harper 23	Anderson 22	8,104
12/13	Philadelphia	W	123	120	9-11	Harper 34	Barkley 41	16,096
12/16	L.A. Lakers	L	116	121	9-12	Williams 22	Abdul-Jabbar/E. Johnson 25	17,755
12/17	@ Philadelphia	W	110	107	10-12	Daugherty 29	Barkley 32	9,531
12/19	Utah (2 OT)	L	128	134	10-13	Harper 29	Griffith 38	6,754
12/21	Indiana	W	104	94	11-13	Harper 21	Person 23	7,849
12/23	@ Chicago	L	92	108	11-14	Williams 17	Jordan 43	14,698
12/26	New Jersey	W	121	112	12-14	Harper 25	Gminski 24	14,080
12/27	@ New Jersey	L	111	120	12-15	Harper 25	Bailey 35	11,475
12/29	Atlanta	W	107	106	13-15	Harper 21	Wilkins 25	15,458
12/30	@ Indiana	L	99	111	13-16	Harper 17	Person 23	10,496
1/2	Milwaukee	L	84	91	13-17	Harper 24	Pierce 26	9,043
1/3	@ Milwaukee	L	95	104	13-18	Hubbard 19	Pierce 27	11,052
1/6	Chicago	L	95	99	13-19	Harper 22	Jordan 27	12,151
1/8	L.A. Clippers	W	103	93	14-19	Harper 24	Cage 20	6,361
1/10	@ Atlanta	L	104	129	14-20	Newman 16	Wilkins 32	15,649
1/13	Detroit	L	101	103	14-21	Harper 37	Thomas 28	5,793
1/14	@ Detroit	L	87	104	14-22	Daugherty 23	Dantley 26	12,410
1/16	@ Boston (OT)	L	128	133	14-23	Harper 30	McHale 38	14,890
1/17	New York	W	116	110	15-23	Harper 29	Cartwright 29	11,023
1/19	Houston	L	103	127	15-24	Williams 23	Sampson 33	10,501
1/21	Milwaukee	L	107	111	15-25	Harper 24	Cummings/Pierce 21	7,013
1/23	@ Chicago	L	96	117	15-26	Harper 24	Jordan 35	15,906
1/24	Chicago	W	114	84	16-26	Hubbard 23	Jordan 27	20,103
1/28	@ Philadelphia	L	107	109	16-27	Newman 22	Robinson 24	9,228
1/29	Atlanta	W	102	91	17-27	Ehol/Harper 26	Wilkins 22	10,569
1/31	Indiana	W	102	100	18-27	Harper 27	Long 21	11,887
2/4	@ Boston	L	102	104	18-28	Harper 40	Bird 29	14,890
2/5	@ Washington	L	85	94	18-29	Daugherty 17	M. Malone 20	8,921
2/10	New York	W	100	95	19-29	Harper 25	G. Wilkins 25	6,803
2/12	Detroit	L	109	113	19-30	Harper 26	Thomas 27	7,829
2/15	@ New Jersey	L	104	120	19-31	West 17	B. Williams/A. King 19	9,586
2/16	Seattle	W	105	94	20-31	Harper 28	Ellis 17	12,163
2/18	Sacramento	W	129	119	21-31	Daugherty 33	E. Johnson/Theus 27	6,231
2/19	@ New York	L	105	120	21-32	Harper 29	G. Wilkins 29	10,575
2/22	@ Chicago	L	98	102	21-33	Harper 22	Jordan 43	17,102
2/23	Washington	W	109	105	22-33	Hubbard 21	Cattledge 27	8,171
2/25	@ Detroit	L	105	106	22-34	Harper 33	Dantley 26	16,641
2/28	@ Denver	W	119	117	23-34	Harper 36	English 38	13,422
3/2	@ Seattle	L	107	123	23-35	Williams/Daugherty 25	Chambers 36	6,488
3/3	@ Portland	L	122	127	23-36	Daugherty 33	Drexler 36	12,666
3/5	@ Phoenix	L	102	126	23-37	Harper 27	Adams 27	11,163
3/7	@ L.A. Lakers	L	118	122	23-38	Harper 27	Worthy 31	17,505
3/10	Philadelphia	L	91	100	23-39	Harper 28	Barkley 23	15,516
3/12	Phoenix	W	116	109	24-39	Harper 32	W. Davis 34	6,643
3/14	@ Milwaukee	L	104	111	24-40	Williams 27	Pierce 23	11,052
3/15	@ Washington	L	89	97	24-41	Harper 20	J. Malone 26	7,593
3/17	@ New Jersey	W	110	91	25-41	Harper 32	B. Williams 20	8,984
3/18	Denver	L	100	104	25-42	Harper 23	English 30	6,629
3/20	New Jersey	W	106	105	26-42	Harper 28	Woolridge 27	8,114
3/21	@ Indiana	L	76	77	26-43	Williams 16	Stipanovich/Person 16	11,031
3/24	Boston @ Hartford	L	88	111	26-44	Daugherty 16	Bird 32	15,134
3/27	Milwaukee	W	116	113	27-44	Harper 31	Cummings 29	9,945
3/29	Dallas	L	98	101	27-45	Daugherty 19	Blackman 38	10,233
3/31	Philadelphia	L	105	116	27-46	Harper 27	Barkley 34	17,641
4/1	@ Philadelphia	L	99	108	27-47	Daugherty 24	Barkley 25	13,081
4/4	Washington	L	111	127	27-48	Williams 21	M. Malone 38	9,256
4/6	@ Atlanta	L	105	110	27-49	Daugherty 33	Wilkins 41	8,459
4/7	Boston	W	107	83	28-49	Harper 30	Bird 26	19,007
4/9	Indiana	W	111	99	29-49	Harper 26	Person 26	6,843
4/11	@ Milwaukee	L	93	121	29-50	Corbin 14	Cummings 21	11,052
4/14	New Jersey	W	113	95	30-50	Harper 21	Woolridge/B. Williams 22	8,820
4/15	@ Washington	L	101	110	30-51	Harper 25	M. Malone 30	6,708
4/18	New York	W	122	113	31-51	Williams 25	King 31	11,585



# 1987-88

## Season Highlights

**Final Record:** 42-40

**Finished:** 4th Place in Division

**Head Coach:** Lenny Wilkens


Cavaliers finished 42-40, winning 11 more games than the previous season and finishing with their best record since the 1977-78 season...Cleveland made the playoffs, losing to Chicago 3-2...drafted Kevin Johnson with the No. 7 overall pick and traded him along with Tyrone Corbin, Mark West and two 1988 draft picks to Phoenix for Larry Nance, Mike Sanders and Detroit's first-round choice in 1988 on Feb. 25...Brad Daugherty was named an All-Star for the first time...Lenny Wilkens was named Coach of the Month for April on the strength of the team winning 11 of their final 13 games...Mark Price finished second in the league in three-point field goal percentage (.486)...Nance finished sixth in the NBA in blocks (2.37) and John Williams finished ninth at 1.88.

## Final Statistics

PLAYER	Field Goals					3-Point FG			Free Throws			Rebounds											
	G	MIN	FGM	FGA	PCT	FGM	FGA	PCT	FTM	FTA	PCT	OFF	DEF	REB	AST	PF	DQ	STL	BLK	PTS	AVG	HI	
Nance (Tot)	67	2383	487	920	.529	2	6	.333	304	390	.779	193	414	607	207	242	10	63	159	1280	19.1	45	
Nance (Cle)	27	906	160	304	.526	0	1	.000	117	141	.830	74	139	213	84	90	3	18	63	437	16.2	29	
Daugherty	79	2957	551	1081	.510	0	2	.000	378	528	.716	151	514	665	333	235	2	48	56	1480	18.7	44	
Price	80	2626	493	974	.506	72	148	.486	221	252	.877	54	126	180	480	119	1	99	12	1279	16.0	32	
Harper	57	1830	340	732	.464	3	20	.150	196	278	.705	64	159	223	281	157	3	122	52	879	15.4	30	
Williams	77	2106	316	663	.477	0	1	.000	211	279	.756	159	347	506	103	203	2	61	145	843	10.9	24	
Curry	79	1499	340	742	.458	28	81	.346	79	101	.782	43	123	166	149	128	0	94	22	787	10.0	27	
West	54	1183	182	316	.576	0	0	---	95	153	.621	83	198	281	50	158	2	25	79	459	8.5	17	
Hubbard	78	1631	237	485	.489	0	5	.000	182	243	.749	117	164	281	81	167	1	50	7	656	8.4	25	
Ke.Johnson	52	1043	143	311	.460	2	9	.222	92	112	.821	10	62	72	193	96	1	60	17	380	7.3	15	
Corbin	54	1148	158	322	.491	0	3	.000	77	98	.786	79	141	220	56	128	2	42	15	393	7.3	23	
Ehlo	79	1709	226	485	.466	22	64	.344	89	132	.674	86	188	274	206	182	0	82	30	563	7.1	20	
Sanders (Tot)	59	833	153	303	.505	0	1	.000	59	76	.776	38	71	109	56	131	1	31	9	365	6.2	29	
Sanders (Cle)	24	417	71	132	.538	0	0	---	20	23	.870	10	37	47	26	58	1	13	5	162	6.8	20	
Henderson (Tot)	17	190	21	53	.396	0	1	.000	15	26	.577	9	12	21	23	26	0	8	0	57	3.4	14	
Henderson (Cle)	5	20	2	5	.400	0	0	---	5	12	.417	3	1	4	2	2	0	0	0	9	1.8	7	
Dudley	55	513	65	137	.474	0	0	---	40	71	.563	74	70	144	23	87	2	13	19	170	3.1	14	
Rogers	24	168	26	61	.426	0	2	.000	10	13	.769	8	19	27	3	23	0	4	3	62	2.6	11	
Benson	2	12	2	2	1.000	0	---	1	2	5.00	0	1	1	0	1	2	0	1	1	5	2.5	3	
Ka.Johnson	4	12	1	3	.333	0	0	---	0	0	---	0	0	0	0	1	0	1	0	2	0.5	2	
Cavaliers	82	19780	3313	6755	.490	127	336	.378	1813	2438	.744	1015	2289	3304	2070	1836	20	733	526	8566	104.5	128	
Opponents	82	19780	3383	7101	.476	127	400	.318	1611	2044	.788	1159	2255	3414	1989	2021	26	692	449	8504	103.7	128	

## Season Leaders (min. 50 games)

Scoring Leaders			Rebounding Leaders			Assist Leaders		
1	Larry Nance	19.1 ppg	1	Larry Nance	9.1 rpg	1	Mark Price	6.0 apg
2	Brad Daugherty	18.7 ppg	2	Brad Daugherty	8.4 rpg	2	Ron Harper	4.9 apg
3	Mark Price	16.0 ppg	3	John Williams	6.6 rpg	3	Brad Daugherty	4.2 apg



**1987-88 Top Row (Left to Right):** Harry Stokes (Vice President), Dick Helm (Assistant Coach), Phil Hubbard, Chris Dudley, Larry Nance, John Williams, Brad Daugherty, Kent Benson, Johnny Rogers, Brian Winters (Assistant Coach), Gary Briggs (Head Trainer), Dick Watson (Secretary and Legal Counsel)

**Bottom Row (Left to Right):** Ron Harper, Mike Sanders, Craig Ehlo, Lenny Wilkins (Head Coach), Thaxter Trafton (President), Gordon Gund (Co-Chairman), Wayne Embry (VP and General Manager), Mark Price, Kevin Henderson, Dell Curry

# 1987-88

## Cleveland Cavaliers Results

Date	Opponent	W/L	Cle	Opp	Record	Cavaliers High Scorer	Opponent High Scorer	Attend.
11/6	@ New Jersey	W	114	108	1-0	Harper 26	B. Williams 23	13,014
11/7	@ Atlanta	L	105	113	1-1	Harper 20	Rivers 23	11,455
11/11	Milwaukee	L	101	109	1-2	Daugherty 24	Sikma 26	12,145
11/13	@ Boston	L	114	128	1-3	Curry 25	Bird 34	14,890
11/14	Detroit	L	113	128	1-4	Daugherty 22	Thomas 32	10,157
11/17	Boston	W	109	88	2-4	Hubbard 17	D. Johnson 16	14,621
11/19	Houston	L	97	105	2-5	Daugherty 24	Olajuwon 27	10,519
11/21	Philadelphia	W	101	88	3-5	Corbin 23	Cheeks 20	11,469
11/24	@ Philadelphia	L	104	108	3-6	Daugherty 23	Barkley/Cheeks 22	12,217
11/25	New York	L	101	104	3-7	Hubbard 16	G. Wilkins 20	8,094
11/28	@ New York	L	93	105	3-8	Ehlo 19	G. Wilkins 27	15,646
12/2	Seattle	W	104	102	4-8	Hubbard/Price 22	Ellis 25	6,207
12/4	@ Indiana	W	108	90	5-8	Daugherty 28	Person 19	11,151
12/5	L.A. Lakers	W	97	95	6-8	Hubbard 19	Abdul-Jabbar 21	20,015
12/8	@ Seattle	L	96	107	6-9	Daugherty 20	McDaniel/Ellis 25	8,520
12/9	@ Golden State	L	112	113	6-10	Curry 27	Floyd 29	10,257
12/11	@ Sacramento	W	115	113	7-10	Daugherty 27	Thorpe 30	10,333
12/13	@ L.A. Lakers	L	89	90	7-11	Daugherty 19	Worthy 20	17,505
12/15	Dallas	W	106	93	8-11	Daugherty 21	D. Harper 21	6,852
12/17	@ Chicago	L	100	111	8-12	Daugherty 22	Jordan 52	17,560
12/18	New Jersey	W	103	94	9-12	Ehlo 19	Coleman/Gminski 18	6,493
12/20	Indiana	W	127	116	10-12	J. Williams 23	Person 26	8,115
12/22	@ Washington	W	106	102	11-12	Price 22	J. Malone 27	4,464
12/23	Utah	L	83	91	11-13	Price 26	K. Malone 26	9,202
12/26	Portland	W	120	117	12-13	Hubbard/J. Williams 21	S. Johnson 29	14,225
12/27	@ New Jersey	L	83	101	12-14	Price 20	Washington 24	9,216
12/30	Atlanta	L	110	117	12-15	Curry 25	D. Wilkins 33	19,029
1/2	Phoenix	W	120	107	13-15	Price 21	W. Davis 27	9,106
1/4	Denver	W	122	101	14-15	Daugherty 25	Evans 28	6,448
1/6	L.A. Clippers	W	116	100	15-15	Daugherty 29	Cage 26	7,017
1/8	@ Atlanta	L	97	101	15-16	Hubbard 17	D. Wilkins 34	11,408
1/9	@ Philadelphia	L	110	126	15-17	Price 23	Barkley 35	10,676
1/12	New York	W	119	111	16-17	Price 29	G. Wilkins 27	7,487
1/14	Chicago (OT)	W	91	88	17-17	Daugherty/Harper 16	Jordan 28	16,648
1/15	@ Detroit	L	93	97	17-18	Daugherty 20	Dantley 38	19,822
1/17	@ Milwaukee	L	93	111	17-19	Daugherty 19	Cummings 25	11,052
1/21	Atlanta	L	93	101	17-20	Daugherty 25	D. Wilkins 28	10,129
1/23	Boston	W	119	100	18-20	Curry 23	Bird 32	20,900
1/25	@ Utah	L	96	119	18-21	Daugherty/Price/West 14	K. Malone 36	12,212
1/27	@ San Antonio	W	112	102	19-21	Corbin 21	Barry 27	5,940
1/28	@ Houston	W	109	85	20-21	Daugherty 18	Olajuwon 23	16,611
1/30	Washington (OT)	W	128	126	21-21	Daugherty 29	Catledge 23	18,749
2/1	Detroit	W	94	83	22-21	Harper 23	Dantley 20	10,636
2/3	@ Washington	W	107	106	23-21	J. Williams 23	J. Malone 27	6,806
2/4	Golden State (OT)	L	90	96	23-22	Harper 22	Mullin 22	10,117
2/9	@ Milwaukee	L	104	112	23-23	Daugherty 19	Cummings 29	11,052
2/10	Washington	W	118	102	24-23	J. Williams 23	J. Malone 34	9,179
2/12	New Jersey	W	98	96	25-23	Harper 28	Woolridge 18	9,515
2/13	@ New York	L	103	120	25-24	Harper 24	G. Wilkins 22	13,057
2/15	Sacramento	W	104	95	26-24	Daugherty 30	Theus 29	13,342
2/17	@ Philadelphia	W	115	107	27-24	Price 28	Barkley 26	9,693
2/18	@ Indiana	L	83	88	27-25	Daugherty 19	Person 22	10,053
2/21	Chicago	W	113	111	28-25	Daugherty 29	Jordan 46	20,089
2/24	@ Dallas	L	89	93	28-26	West 16	Blackman 26	17,007
2/25	@ Phoenix	L	103	109	28-27	Price 24	W. Davis 35	10,357
2/27	@ L.A. Clippers	L	96	97	28-28	J. Williams/Harper 18	Woodson 23	11,224
2/29	@ Portland	L	94	107	28-29	Daugherty 23	Kersey 33	12,666
3/2	@ Denver	L	81	99	28-30	Daugherty/Nance 15	Adams 33	9,178
3/6	@ Boston	L	98	127	28-31	Harper 25	Bird 31	14,890
3/9	Milwaukee	W	117	91	29-31	Harper 23	Cummings 22	11,641
3/11	San Antonio	W	117	107	30-31	J. Williams/Harper 24	Robertson 20	12,294
3/12	@ Detroit	L	100	104	30-32	Daugherty 24	Laimbeer/Thomas Dumars 16	33,854
3/14	@ New York	L	102	104	30-33	Nance 24	Ewing 19	13,123
3/15	@ Chicago	L	89	108	30-34	Harper 20	Jordan 38	17,752
3/17	Detroit	L	99	102	30-35	Daugherty 21	Dantley 20	13,261
3/19	@ Milwaukee	L	100	101	30-36	Price 24	Pierce 29	11,052
3/23	New Jersey	W	105	96	31-36	Curry 22	B. Williams 20	8,029
3/25	Chicago (OT)	L	110	111	31-37	Nance 29	Jordan 39	19,876
3/26	@ Atlanta	L	102	109	31-38	Daugherty 25	D. Wilkins 37	16,418
3/29	New York	W	108	103	32-38	Price 24	G. Wilkins 21	9,389
3/30	@ Washington	W	107	96	33-38	Nance 22	J. Malone 20	8,387
4/2	Indiana	W	108	94	34-38	Price 32	Tisdale 20	14,347
4/5	@ Indiana	L	105	106	34-39	Sanders 20	Tisdale 27	12,580
4/6	Washington	W	98	87	35-39	Price 20	Colter 29	10,165
4/8	Milwaukee	W	104	85	36-39	Daugherty 22	Reynolds 16	16,475
4/10	@ New Jersey	W	119	105	37-39	Daugherty 20	Hinson 25	8,965
4/12	Atlanta	W	116	103	38-39	Harper 25	D. Wilkins 28	12,418
4/13	@ Detroit	L	98	115	38-40	Nance 20	Dantley 28	18,808
4/15	Boston	W	120	109	39-40	Daugherty 44	Bird 30	20,146
4/18	Indiana	W	112	107	40-40	Nance 24	H. Williams 24	10,180
4/22	@ Chicago	W	107	103	41-40	Price 26	Oakley/Jordan 26	17,726
4/23	Philadelphia	W	104	99	42-40	Price 25	Barkley 28	20,121



# 1988-89

## Season Highlights

**Final Record:** 57-25

**Finished:** 2nd Place in Division

**Head Coach:** Lenny Wilkens


Cavaliers finished 57-25, Cleveland's all-time best record at that point and tied for the second-best record in the NBA...Cleveland posted its second-best season at home, winning 37 of their 41 games...the Cavaliers won 22 straight home games (a then franchise record) from Dec. 15 to March 2...went 13-2 in the month of December...Ron Harper was named Player of the Week for week ending Feb. 5...four Cavaliers represented Cleveland in the All-Star game: Lenny Wilkens as head coach, Brad Daugherty, Larry Nance and Mark Price...Price was named All-NBA Third Team, the first Cavalier in franchise history...Larry Nance was named NBA All-Defensive First Team, the first Cavalier in franchise history to be named to the first team...Price ranked third in the league in three-point field goal percentage (.441), fourth in free throw percentage (.901) and eighth in assists (8.4)...Nance ranked fifth in blocks (2.82) and ninth in field goal percentage (.539)...Harper ranked eighth in the NBA in steals (2.26)...lost to Chicago in the first round, 3-2.

## Final Statistics

1988-89	Field Goals					3-Point FG			Free Throws			Rebounds					PF	DQ	STL	BLK	PTS	AVG	HI
PLAYER	G	MIN	FGM	FGA	PCT	FGM	FGA	PCT	FTM	FTA	PCT	OFF	DEF	REB	AST								
Daugherty	78	2821	544	1012	.538	1	3	.333	386	524	.737	167	551	718	285	175	1	63	40	1475	18.9	36	
Price	75	2728	529	1006	.526	93	211	.441	263	292	.901	48	178	226	631	98	0	115	7	1414	18.9	37	
Harper	82	2851	587	1149	.511	29	116	.250	323	430	.751	122	287	409	434	224	1	185	74	1526	18.6	32	
Nance	73	2526	496	920	.539	0	4	.000	267	334	.799	156	425	581	159	186	0	57	206	1259	17.2	33	
Williams	82	2125	356	700	.509	1	4	.250	235	314	.748	173	304	477	108	188	1	77	134	948	11.6	27	
Sanders	82	2102	332	733	.453	3	10	.300	97	135	.719	98	209	307	133	230	2	89	32	764	9.3	30	
Ehlo	82	1867	249	524	.475	39	100	.390	71	117	.607	100	195	295	266	161	0	110	19	608	7.4	25	
Valentine	77	1086	136	319	.426	3	14	.214	91	112	.813	22	81	103	174	88	0	57	7	366	4.8	15	
Keys	42	331	74	172	.430	1	10	.100	20	29	.690	23	33	56	19	51	0	12	6	169	4.0	19	
Dudley	61	544	73	168	.435	0	1	.000	39	107	.364	72	85	157	21	82	0	9	23	185	3.0	14	
Hubbard	31	191	28	63	.444	0	0	---	17	25	.680	14	26	40	11	20	0	6	0	73	2.4	9	
Rollins	60	583	62	138	.449	0	1	.000	12	19	.632	38	101	139	19	89	0	11	38	136	2.3	8	
Cavaliers	82	19755	3466	6904	.502	170	474	.359	1821	2438	.747	1033	2475	3508	2260	1592	5	791	586	8923	108.8	142	
Opponents	82	19755	3385	7346	.461	172	508	.339	1358	1748	.777	1214	2283	3497	2043	1970	19	685	363	8300	101.2	127	

## Season Leaders (min. 50 games)

Scoring Leaders			Rebounding Leaders			Assist Leaders		
1	Brad Daugherty	18.9 ppg	1	Brad Daugherty	9.2 rpg	1	Mark Price	8.4 apg
2	Mark Price	18.9 ppg	2	Larry Nance	8.0 rpg	2	Ron Harper	5.3 apg
3	Ron Harper	18.6 ppg	3	John Williams	5.8 rpg	3	Brad Daugherty	3.7 apg



**1988-89** Top Row (Left to Right): Gary Fitzsimmons (Director of Player Personnel), Wayne Embry (Executive VP and General Manager), Dick Helm (Assistant Coach), Phil Hubbard, John Williams, Chris Dudley, Tree Rollins, Brad Daugherty, Larry Nance, Brian Winters (Assistant Coach), Gary Briggs (Trainer), John Grogan (Strength and Conditioning Consultant), Art Savage (Vice President), Dick Watson (Secretary and Legal Counsel), Harry Stokes (Vice President)  
Bottom Row (Left to Right): Ron Harper, Mike Sanders, Craig Ehlo, Lenny Wilkens (Head Coach), Gordon Gund (Co-Chairman), George Gund (Co-Chairman), Mark Price, Darnell Valentine, Randolph Keys, Gary Voce

# 1988-89

## Cleveland Cavaliers Results

Date	Opponent	W/L	Cle	Opp	Record	Cavaliers High Scorer	Opponent High Scorer	Attend.
11/4	@ Charlotte	W	133	93	1-0	Harper 22	Trippucka 16	23,338
11/5	@ Indiana	W	105	99	2-0	Daugherty 24	Person 22	10,710
11/9	L.A. Clippers	W	108	91	3-0	Nance 27	Smith 17	16,513
11/12	Indiana	W	121	96	4-0	Daugherty 22	Frederick 19	14,626
11/15	Atlanta	L	95	97	4-1	Daugherty 22	Malone 21	15,684
11/18	@ New Jersey	W	95	94	5-1	Price 27	Conner 18	9,075
11/19	Milwaukee	W	106	99	6-1	Daugherty 31	Cummings 30	17,287
11/22	Boston @ Hartford	W	114	102	7-1	Price 28	Ainge 28	15,239
11/23	@ Philadelphia	L	91	104	7-2	Williams 21	Barkley 30	13,146
11/26	@ New York	L	112	127	7-3	Daugherty 36	Ewing 31	19,591
11/27	Miami	W	109	80	8-3	Harper 26	Long 14	9,499
12/1	@ Milwaukee	W	99	96	9-3	Harper 28	Sikma 22	14,215
12/2	Boston	W	112	84	10-3	Harper 23	McHale 20	19,148
12/4	Denver	W	122	103	11-3	Harper 28	English 31	12,223
12/6	@ Houston	L	105	106	11-4	Harper 22	Olajuwon 30	16,611
12/8	@ San Antonio	W	104	95	12-4	Daugherty 23	Dawkins 19	9,521
12/10	@ Dallas	W	102	98	13-4	Price 22	Blackman 25	17,007
12/13	L.A. Lakers	L	102	111	13-5	Harper 30	Johnson 31	20,041
12/15	Detroit	W	119	98	14-5	Daugherty/Nance 22	Dumars 16	18,718
12/17	Atlanta	W	120	94	15-5	Price 23	Wilkins 22	18,815
12/20	Utah	W	110	94	16-5	Harper 32	Malone 30	14,710
12/21	@ Boston	W	115	114	17-5	Harper 26	Ainge 29	14,890
12/23	Seattle (OT)	W	119	107	18-5	Nance 27	Ellis 32	15,857
12/27	@ Chicago	W	107	96	19-5	Nance 18	Jordan 43	18,676
12/28	Charlotte	W	122	98	20-5	Harper 19	Reid 19	17,353
12/30	Washington	W	127	110	21-5	Harper 22	Malone 24	20,103
1/3	Indiana	W	119	98	22-5	Daugherty 29	Skiles 19	10,261
1/5	Chicago	W	103	98	23-5	Nance 24	Jordan 32	19,780
1/7	New York	W	104	96	24-5	Harper 30	Ewing 21	20,013
1/9	@ Seattle	L	103	105	24-6	Ehlo 25	McKey 32	13,119
1/11	@ Phoenix	W	124	121	25-6	Nance 28	Chambers 28	14,471
1/13	@ L.A. Lakers	L	95	116	25-7	Price 16	Johnson 26	17,505
1/14	@ Denver	W	116	104	26-7	Harper 30	Lever 33	17,022
1/16	Phoenix	W	126	110	27-7	Price 29	Chambers 28	19,875
1/19	@ Indiana	W	113	106	28-7	Price 29	Miller 24	10,037
1/21	New Jersey	W	115	103	29-7	Nance 33	B. Williams 18	19,476
1/23	Golden State	W	142	109	30-7	Nance 22	Mullin 27	15,045
1/24	@ Atlanta	L	105	121	30-8	Nance 28	Wilkins 41	16,371
1/27	@ Detroit	W	80	79	31-8	Price 22	Thomas 22	21,454
1/29	Washington @ Balt. (OT)	L	117	122	31-9	Price 33	King 38	10,129
1/31	Philadelphia	W	118	103	32-9	Daugherty 31	Hawkins 22	18,905
2/2	@ New York	L	109	125	32-10	Sanders 30	G. Wilkins 21	19,591
2/3	Sacramento	W	110	94	33-10	Harper 28	Berry 24	18,049
2/5	@ Charlotte	W	110	91	34-10	Harper 25	Rambis 16	23,388
2/7	@ Milwaukee	L	106	115	34-11	Daugherty 28	Cummings 31	18,633
2/9	Indiana	W	108	99	35-11	Price 27	Person 27	12,656
2/14	@ Miami	W	109	98	36-11	Price 21	Edwards 24	15,008
2/15	New York	W	129	107	37-11	Harper 29	Newman 20	19,325
2/17	@ Atlanta	L	100	108	37-12	Price 29	Wilkins 32	16,371
2/18	Philadelphia	W	118	100	38-12	Daugherty 24	Gminski 20	19,820
2/20	Houston	W	110	90	39-12	Price 27	Olajuwon 21	18,818
2/22	New Jersey	W	130	111	40-12	Price 22	Hopson 20	14,799
2/24	Portland	W	128	91	41-12	Nance 28	Kersey/Drexler 18	19,916
2/28	Detroit	W	115	99	42-12	Harper 26	Aguiar 28	20,246
3/2	San Antonio	W	112	84	43-12	Daugherty/Williams 22	Cornegys/G. Anderson 16	17,996
3/3	@ Detroit	L	90	96	43-13	Nance 20	Laimbeer 24	21,454
3/5	Milwaukee	L	98	103	43-14	Daugherty 30	Cummings 26	19,938
3/7	@ Sacramento	W	105	95	44-14	Williams 24	Ainge 19	16,517
3/9	@ Golden State	L	114	120	44-15	Price 37	Richmond 38	15,025
3/10	@ L.A. Clippers	L	103	105	44-16	Price 20	Dailey 29	13,820
3/12	@ Portland	W	123	110	45-16	Daugherty 23	Porter 20	12,880
3/13	@ Utah	L	83	98	45-17	Harper 20	Malone 25	12,444
3/15	Chicago	W	115	91	46-17	Price 21	Jordan 28	20,018
3/19	@ New Jersey	W	101	91	47-17	Williams 21	Hopson 18	14,450
3/20	Washington	W	103	97	48-17	Harper 23	King 22	19,018
3/22	@ Philadelphia	L	97	100	48-18	Harper 20	Barkley 27	18,168
3/23	Milwaukee	W	102	88	49-18	Harper 21	Sikma 21	19,512
3/25	@ Milwaukee (OT)	L	105	113	49-19	Daugherty 30	Pierce 29	18,633
3/27	@ Indiana	L	102	104	49-20	Harper 21	Person 22	16,288
3/28	Dallas	W	102	90	50-20	Harper 26	D. Harper 20	19,184
3/31	@ Chicago	W	109	100	51-20	Price 25	Jordan 37	18,676
4/2	Boston	W	117	100	52-20	Harper 28	McHale 34	19,617
4/4	Atlanta	W	105	91	53-20	Harper 32	Rivers 18	19,322
4/7	@ Washington	L	96	107	53-21	Daugherty 29	Malone 37	11,113
4/9	Charlotte	W	122	116	54-21	Price 35	Trippucka 26	19,276
4/11	Philadelphia	W	92	90	55-21	Nance 20	Barkley/Gminski 23	19,309
4/12	@ Detroit	L	95	107	55-22	Price 18	Johnson 31	21,454
4/14	@ Boston	L	104	113	55-23	Price/Nance 21	McHale 25	14,890
4/16	Chicago	W	111	92	56-23	Nance 26	Jordan 22	19,901
4/18	Detroit	L	102	118	56-24	Price 21	Dumars 42	20,273
4/21	@ Atlanta	L	89	92	56-25	Harper 18	Wilkins 21	16,371
4/23	@ Chicago	W	90	84	57-25	Williams/Keys 19	Jordan 25	17,688

# 1989-90

## Season Highlights

**Final Record:** 42-40

**Finished:** 4th Place in Division

**Head Coach:** Lenny Wilkens

Cavaliers made the playoffs and lost in the first round to Philadelphia, 3-2...on Nov. 16, Cavaliers acquired draft rights of Danny Ferry and Reggie Williams from Harper and three future draft choices from the Los Angeles Clippers...Mark Price finished seventh in the league in assists at 9.1...Steve Kerr led the NBA in three-point field goal percentage at .507 and Craig Ehlo followed closely behind in seventh at .419...John Williams finished 10<sup>th</sup> in blocks per game at 2.04...Cavaliers had four separate winning streaks of at least four games...finished the season by winning their final six games.

## Final Statistics

1989-90 PLAYER	G	MIN	Field Goals			3-Point FG			Free Throws			Rebounds			AST	PF	DQ	STL	BLK	PTS	AVG	HI
			FGM	FGA	PCT	FGM	FGA	PCT	FTM	FTA	PCT	OFF	DEF	REB								
Harper	7	262	61	138	.442	1	5	.200	31	41	.756	19	29	48	49	25	1	14	9	154	22.0	36
Price	73	2706	489	1066	.459	152	374	.406	300	338	.888	66	185	251	666	89	0	114	5	1430	19.6	37
J.Williams	82	2776	528	1070	.493	0	0	---	325	440	.739	220	443	663	168	214	2	86	167	1381	16.8	33
Daugherty	41	1438	244	509	.479	0	2	.000	202	287	.704	77	296	373	130	108	1	29	22	690	16.8	30
Nance	62	2065	412	807	.511	1	1	1.000	186	239	.778	162	354	516	161	185	3	54	122	1011	16.3	31
Ehlo	81	2894	436	940	.464	104	248	.419	126	185	.681	147	292	439	371	226	2	126	23	1102	13.6	31
Keys	48	892	151	359	.421	2	10	.200	61	82	.744	52	85	137	39	117	0	38	2	365	7.6	22
Brown	75	1339	210	447	.470	0	7	.000	125	164	.762	83	148	231	50	148	0	33	26	545	7.3	30
R.Williams	32	542	91	239	.381	6	27	.222	30	41	.732	17	43	60	38	79	2	22	10	218	6.8	17
Kerr	78	1664	192	432	.444	73	144	.507	63	73	.863	12	86	98	248	59	0	45	7	520	6.7	19
Bennett	55	990	137	286	.479	0	0	---	64	96	.667	84	104	188	54	133	1	23	10	338	6.1	20
Chievous (Tot)	55	591	105	220	.477	3	9	.333	80	111	.721	35	55	90	31	70	0	26	5	293	5.3	17
Chievous (Cle)	14	99	15	42	.357	0	1	.000	19	24	.792	7	8	15	4	11	0	3	1	49	3.5	12
Dudley	37	684	79	203	.389	0	0	---	26	77	.338	88	115	203	20	83	1	19	41	184	5.0	15
Mokeski	38	449	63	150	.420	0	1	.000	25	36	.694	27	72	99	17	76	0	8	10	151	4.0	14
Morton	37	402	48	161	.298	7	30	.233	43	62	.694	7	25	32	67	30	0	18	4	146	3.9	10
Rollins	48	674	57	125	.456	0	1	.000	11	16	.688	58	95	153	24	83	3	13	53	125	2.6	10
Voce	1	4	1	3	.333	0	0	---	0	0	---	2	0	2	0	0	0	0	0	2	2.0	2
Cavaliers	82	19880	3214	6977	.461	346	851	.407	1637	2201	.744	1128	2380	3508	2106	1666	16	645	512	8411	102.6	131
Opponents	82	19880	3418	7135	.479	156	500	.312	1444	1898	.761	1134	2451	3585	2137	1893	19	680	379	8436	102.9	145

## Season Leaders (min. 50 games)

Scoring Leaders			Rebounding Leaders			Assist Leaders		
1	Mark Price	19.6 ppg	1	Larry Nance	8.3 rpg	1	Mark Price	9.1 apg
2	John Williams	16.8 ppg	2	John Williams	8.1 rpg	2	Craig Ehlo	4.6 apg
3	Larry Nance	16.3 ppg	3	Craig Ehlo	5.4 rpg	3	Steve Kerr	3.2 apg



**1989-90** Top Row (Left to Right): Gary Fitzsimmons (Player Personnel Director), Dick Helm (Assistant Coach), Brian Winters (Assistant Coach), Larry Nance, John Williams, Paul Mokeski, Brad Daugherty, Tree Rollins, Chucky Brown, John Grogan (Strength Coach), Gary Briggs (Head Trainer)  
Bottom Row (Left to Right): Steve Kerr, Derrick Chievous, Craig Ehlo, Lenny Wilkens (Head Coach), Wayne Embry (General Manager), John Morton, Mark Price, Winston Bennett

# 1989-90

## Cleveland Cavaliers Results

Date	Opponent	W/L	Cle	Opp	Record	Cavaliers High Scorer	Opponent High Scorer	Attend.
11/3	@ Chicago (OT)	L	119	124	0-1	Harper 36	Jordan 54	18,676
11/4	@ Indiana	L	98	106	0-2	Williams 30	Miller 31	15,004
11/8	Orlando (OT)	L	110	117	0-3	Harper 26	Theus 28	14,116
11/10	Washington @ Baltimore	L	92	100	0-4	Williams 22	Malone 31	11,713
11/11	Boston	W	104	101	1-4	Harper 21	Parish 31	19,066
11/14	@ New Jersey	W	103	92	2-4	Ehlo 23	Hopson 17	8,897
11/15	Golden State	W	129	104	3-4	Williams 25	Mullin 29	13,706
11/17	Atlanta (OT)	W	131	125	4-4	Ehlo 31	Wilkins 34	16,135
11/22	New York	W	97	85	5-4	Williams 22	Ewing 24	17,097
11/24	@ Detroit	L	82	101	5-5	Price 14	Dumars 31	21,454
11/25	Houston	L	75	85	5-6	Williams 13	Olajuwon 21	17,139
11/28	Washington	W	92	91	6-6	Ehlo 25	Malone 20	12,575
11/29	@ Philadelphia	L	84	114	6-7	Bennett 20	Hawkins 28	8,894
12/1	@ Boston	L	89	102	6-8	Keys 22	Bird 29	14,890
12/2	Minnesota	L	74	101	6-9	Bennett/R. Williams 12	Campbell 24	14,995
12/5	Utah	L	80	94	6-10	Ehlo 14	Hansen/Malone 21	14,210
12/7	@ L.A. Clippers	L	88	105	6-11	Price 21	Harper 29	9,044
12/9	@ Sacramento	W	108	101	7-11	Price 23	Ainge 25	17,014
12/11	@ Utah (OT)	W	113	110	8-11	Price 27	Malone 32	12,616
12/13	Milwaukee	W	99	93	9-11	Nance 31	Roberts 27	13,331
12/15	Seattle	W	120	101	10-11	Williams 32	McKey 20	15,072
12/20	Denver	L	89	104	10-12	Ehlo 16	English 22	15,379
12/22	@ Milwaukee	L	100	112	10-13	Price 20	Humphries 27	17,854
12/25	@ Atlanta	L	104	115	10-14	R. Williams/Williams 17	Webb 26	13,357
12/27	Detroit	L	82	99	10-15	Price 22	Edwards 25	19,738
12/28	@ Charlotte	L	92	94	10-16	Nance 27	Tripucka 25	23,901
12/30	Phoenix	W	110	102	11-16	Nance 25	Chambers 27	18,867
1/3	Chicago	L	87	93	11-17	Brown 17	Jordan 38	19,938
1/5	Washington	W	119	107	12-17	Price 27	Malone 28	15,748
1/6	@ Orlando	W	123	112	13-17	Brown 30	Cartledge 27	15,077
1/10	Milwaukee	L	100	116	13-18	Williams 23	Pierce 31	15,369
1/12	@ Philadelphia	W	113	102	14-18	Price 30	Anderson/Barkley 21	12,634
1/13	New Jersey	W	98	96	15-18	Williams 19	Short 22	17,138
1/15	San Antonio	W	92	89	16-18	Price 25	Robinson 28	17,657
1/17	@ Houston	L	98	107	16-19	Nance 20	Johnson 22	14,439
1/19	@ San Antonio	L	101	104	16-20	Keys 22	Robinson 32	15,910
1/20	@ Dallas (OT)	L	96	105	16-21	Williams 23	Harper 28	17,007
1/23	Philadelphia	L	88	103	16-22	Williams 16	Barkley 32	16,225
1/24	@ Atlanta	L	86	103	16-23	Price 20	Long 19	14,220
1/26	@ Minnesota	W	85	84	17-23	Price 20	Campbell 34	24,933
1/27	@ Indiana	W	91	84	18-23	Williams 22	Miller 28	15,077
1/30	@ Miami	W	106	94	19-23	Williams 24	Rice 19	15,008
2/3	Detroit	L	100	105	19-24	Price 25	Dumars/Thomas 19	20,167
2/5	L.A. Clippers	W	100	84	20-24	Price 20	Manning/Norman 19	15,694
2/6	@ Detroit	L	96	105	20-25	Williams 21	Dumars 22	21,454
2/8	Miami	W	106	82	21-25	Price 18	Edwards 20	13,628
2/14	Indiana (OT)	L	131	133	21-26	Price 37	Miller 43	13,103
2/16	Atlanta	W	109	101	22-26	Nance 30	Wilkins 25	18,988
2/17	@ New York (OT)	L	108	119	22-27	Price 24	Ewing 41	18,212
2/19	Dallas	L	87	96	22-28	Nance 20	Perkins 24	16,369
2/21	Portland	W	121	109	23-28	Brown/Price 24	Duckworth/Kersey 20	16,368
2/23	Orlando	W	123	96	24-28	Daugherty/Williams 21	Anderson 23	17,776
2/25	Charlotte	W	102	86	25-28	Nance 24	Gilliam 28	16,178
2/27	@ Portland	L	105	118	25-29	Daugherty/Nance 30	Duckworth 21	12,884
3/1	@ Denver	L	125	131	25-30	Price 31	English 26	11,816
3/2	@ L.A. Lakers	L	93	124	25-31	Nance 21	Johnson 26	17,505
3/4	@ Phoenix	L	96	108	25-32	Daugherty 21	K. Johnson 30	14,487
3/6	@ Seattle	L	90	95	25-33	Williams 20	Barros 23	12,019
3/8	@ Golden State	L	105	145	25-34	Williams 26	Richmond 25	15,025
3/11	@ Milwaukee	W	107	96	26-34	Price 31	Pierce 26	17,474
3/13	Philadelphia	W	119	102	27-34	Price 30	Barkley 29	17,320
3/15	L.A. Lakers	W	112	96	28-34	Price 24	Green 20	<b>20,273</b>
3/17	Indiana	W	118	102	29-34	Price 26	Miller 30	19,231
3/18	@ Orlando	W	120	103	30-34	Daugherty 29	Anderson 22	15,077
3/21	@ Boston	L	114	123	30-35	Ehlo 27	Lewis 26	14,890
3/23	@ Chicago	L	95	102	30-36	Price 25	Jordan 41	18,584
3/24	New Jersey	W	115	108	31-36	Price 24	Hopson 29	19,226
3/26	Sacramento	W	116	95	32-36	Daugherty 26	McCray 27	13,548
3/28	Chicago (OT)	L	113	117	32-37	Price 31	Jordan 69	<b>20,273</b>
3/30	@ Miami	W	105	104	33-37	Price 26	Frank/Rice 16	15,008
4/1	Indiana	W	121	91	34-37	Nance 24	Person 17	17,166
4/3	@ New York	L	97	106	34-38	Williams 26	Wilkins 25	17,048
4/4	Atlanta	W	101	95	35-38	Daugherty 24	Wilkins 33	18,074
4/6	Boston	L	104	109	35-39	Daugherty/Williams 30	McHale 30	<b>20,273</b>
4/8	Detroit	W	100	97	36-39	Williams 33	Johnson 25	<b>20,273</b>
4/11	@ Chicago	L	86	107	36-40	Bennett/Daugherty 17	Jordan 22	18,139
4/12	@ Washington	W	102	100	37-40	Price 25	Malone 39	8,129
4/14	Miami	W	93	85	38-40	Daugherty/Ehlo 17	Rice 25	19,132
4/17	@ Milwaukee	W	96	88	39-40	Williams 19	Humphries 22	14,374
4/18	@ New Jersey	W	100	93	40-40	Ehlo 19	Morris 25	11,985
4/20	@ Orlando	W	118	104	41-40	Ehlo/Price 19	Cartledge/Reynolds 21	15,077
4/22	New York	W	115	99	42-40	Daugherty 26	Ewing 23	19,149

# 1990-91

## Season Highlights

**Final Record:** 33-49

**Finished:** 6th Place in Division

**Head Coach:** Lenny Wilkens


Mark Price tore his ACL on Nov. 30 and missed the remainder of the season...John Williams missed 37 consecutive games with a sprained left foot...Danny Ferry averaged 8.6 points in 81 games as a rookie...Brad Daugherty became the first player in Cavaliers history to average 20+ points and 10+ rebounds (21.6 points and 10.9 rebounds)...Daugherty was named an All-Star for the third time...Daugherty finished sixth in the league in rebounds (10.9) and Larry Nance finished sixth in blocks (2.50).

## Final Statistics

1990-91	Field Goals					3-Point FG			Free Throws			Rebounds											PTS	AVG	HI
PLAYER	G	MIN	FGM	FGA	PCT	FGM	FGA	PCT	FTM	FTA	PCT	OFF	DEF	REB	AST	PF	DQ	STL	BLK						
Daugherty	76	2946	605	1155	.524	0	3	.000	435	579	.751	177	653	830	253	191	2	74	46	1645	21.6	38			
Nance	80	2927	635	1211	.524	2	8	.250	265	330	.803	201	485	686	237	219	3	66	200	1537	19.2	34			
Price	16	571	97	195	.497	18	53	.340	59	62	.952	8	37	45	166	23	0	42	2	271	16.9	26			
Williams	43	1293	199	430	.463	0	1	.000	107	164	.652	111	179	290	100	126	2	36	69	505	11.7	23			
Ehlo	82	2766	344	773	.445	49	149	.329	95	140	.679	142	246	388	376	209	0	121	34	832	10.1	24			
Valentine	65	1841	230	496	.464	6	25	.240	143	172	.831	37	135	172	351	170	2	98	12	609	9.4	28			
Ferry	81	1661	275	643	.428	23	77	.299	124	152	.816	99	187	286	142	230	1	43	25	697	8.6	21			
Brown	74	1485	263	502	.524	0	4	.000	101	144	.701	78	135	213	80	130	0	26	24	627	8.5	26			
James	37	505	112	254	.441	24	60	.400	52	72	.722	26	53	79	32	59	1	15	5	300	8.1	25			
Paddio	70	1181	212	506	.419	6	24	.250	74	93	.796	38	80	118	90	71	0	20	6	504	7.2	24			
Morton	66	1207	120	274	.438	4	12	.333	113	139	.813	41	62	103	243	112	1	61	18	357	5.4	21			
Kerr	57	905	99	223	.444	28	62	.452	45	53	.849	5	32	37	131	52	0	29	4	271	4.8	13			
Woodson (Tot)	15	171	26	77	.338	1	7	.143	11	13	.846	3	10	13	15	18	0	5	5	64	4.3	16			
Woodson (Cle)	4	46	5	23	.217	0	1	.000	1	1	1.000	1	1	2	5	7	0	0	1	11	2.8	9			
Bennett	27	334	40	107	.374	0	0	---	35	47	.745	30	34	64	28	50	0	8	2	115	4.3	23			
Chievous	18	110	17	46	.370	0	0	---	9	16	.563	11	7	18	2	16	0	3	1	43	2.4	9			
Babic	12	52	6	19	.316	0	0	---	7	12	.583	6	3	9	4	7	0	1	1	19	1.6	5			
Cavaliers	82	19830	3259	6857	.475	160	479	.334	1665	2176	.765	1011	2329	3340	2240	1672	12	643	450	8343	101.7	125			
Opponents	82	19830	3459	7117	.486	163	505	.323	1464	1916	.764	1097	2398	3495	2150	1895	20	710	394	8545	104.2	128			

## Season Leaders (min. 50 games)

Scoring Leaders			Rebounding Leaders			Assist Leaders		
1	Brad Daugherty	21.6 ppg	1	Brad Daugherty	10.9 rpg	1	Darnell Valentine	5.4 apg
2	Larry Nance	19.2 ppg	2	Larry Nance	8.6 rpg	2	Craig Ehlo	4.6 apg
3	Craig Ehlo	10.1 ppg	3	Craig Ehlo	4.7 rpg	3	John Morton	3.7 apg



**1990-91** Top Row (Left to Right): Dick Helm (Assistant Coach), Brian Winters (Assistant Coach), Chucky Brown, Danny Ferry, Derrick Chievous, Larry Nance, Brad Daugherty, John Williams, Milos Babic, Henry James, Winston Bennett, John Grogan (Strength and Conditioning Consultant), Gary Briggs (Head Trainer)  
Bottom Row (Left to Right): Gerald Paddio, Craig Ehlo, Steve Kerr, Wayne Embry (General Manager), Lenny Wilkens (Head Coach), Gordon Gund (Owner), Tom Chestnut (President), Mark Price, Darnell Valentine, John Morton



# 1990-91

## Cleveland Cavaliers Results

Date	Opponent	W/L	Cle	Opp	Record	Cavaliers High Scorer	Opponent High Scorer	Attend.
11/2	@ Boston	L	101	125	0-1	Price 19	Lewis 32	14,890
11/3	@ Detroit	L	97	106	0-2	Daugherty 35	Thomas 24	21,454
11/6	@ Orlando	W	102	95	1-2	Nance 23	Anderson 20	15,077
11/7	Charlotte	W	100	89	2-2	Daugherty/Nance 21	Chapman 17	16,154
11/9	@ Indiana	L	107	122	2-3	Ehlo 21	Miller 28	10,825
11/10	Philadelphia	W	104	88	3-3	Nance 23	Barkley 31	17,663
11/13	@ Atlanta	W	121	104	4-3	Paddio 22	Wilkins 27	10,645
11/14	Indiana	W	113	95	5-3	Price 25	Person 20	11,799
11/16	Milwaukee	W	99	94	6-3	Nance 25	Robertson 24	14,430
11/17	@ Charlotte	L	100	112	6-4	Paddio 21	Newman 24	23,901
11/21	Miami	W	123	109	7-4	Nance 27	Seikaly 27	13,884
11/23	@ Philadelphia	L	105	111	7-5	Nance 31	Barkley 36	16,642
11/24	Boston	L	102	113	7-6	Daugherty 31	Bird 29	19,748
11/27	@ New York	W	107	102	8-6	Daugherty 27	Vandeweghe 29	13,645
11/28	Golden State	L	108	110	8-7	Daugherty 35	Richmond 24	12,158
11/30	@ Atlanta	W	101	93	9-7	Daugherty 30	Wilkins 25	11,996
12/1	Chicago	L	85	120	9-8	Daugherty 16	Jordan 32	<b>20,273</b>
12/4	Denver	W	121	117	10-8	Daugherty 31	Woolridge 31	13,116
12/5	@ Milwaukee (OT)	L	109	113	10-9	Valentine 24	Robertson 31	13,941
12/8	@ Indiana	L	99	114	10-10	Nance 28	Flemming 29	9,641
12/12	L.A. Clippers	L	90	100	10-11	Daugherty 21	Norman 30	11,909
12/14	San Antonio (OT)	L	106	116	10-12	Nance 28	Robinson 23	16,674
12/15	@ Chicago	L	98	116	10-13	Brown 19	Jordan 24	18,228
12/17	Atlanta	L	98	109	10-14	Daugherty 33	Wilkins 32	11,822
12/19	L.A. Lakers	W	84	74	11-14	Nance 26	Johnson 18	19,183
12/21	@ New Jersey	L	103	111	11-15	Nance 22	Theus 22	7,232
12/22	Washington	L	89	109	11-16	Daugherty 20	King 46	12,543
12/26	Seattle	L	97	99	11-17	Nance 28	Kemp 19	14,839
12/29	Portland	L	114	120	11-18	Nance 24	Drexler 28	17,095
1/2	Phoenix	L	83	105	11-19	Nance 22	Johnson 29	15,808
1/4	Detroit	L	94	98	11-20	Daugherty/Nance 21	Aguirre 26	19,028
1/5	@ Chicago	L	92	108	11-21	James 25	Jordan 30	18,676
1/8	@ Utah	L	88	110	11-22	James 21	J. Malone 28	12,616
1/9	@ Phoenix	L	105	113	11-23	Daugherty 27	Hornacek 23	14,487
1/11	@ L.A. Lakers	L	93	105	11-24	Daugherty 20	Johnson 27	17,103
1/12	@ Denver	L	120	128	11-25	Daugherty 38	Adams 28	10,327
1/16	Miami	W	108	94	12-25	Daugherty 22	Burton 19	11,766
1/18	Utah (OT)	L	99	106	12-26	Nance 27	Stockton 27	16,530
1/23	@ Dallas	W	99	85	13-26	Daugherty/Nance 21	McCray 16	16,210
1/24	@ San Antonio	L	103	111	13-27	Nance 32	Robinson 30	15,908
1/26	@ Houston	L	97	103	13-28	Nance 29	Maxwell 51	13,524
1/29	Charlotte	W	125	106	14-28	Daugherty 26	Newman 31	11,978
1/30	@ Detroit	L	84	93	14-29	Daugherty 23	Dumars 27	21,454
2/2	Minnesota (OT)	W	113	110	15-29	Daugherty 35	Campbell/Mitchell 28	16,002
2/4	Milwaukee	L	96	103	15-30	Daugherty 30	Pierce 27	12,580
2/5	@ Atlanta	L	114	118	15-31	Valentine 28	Wilkins 40	11,354
2/7	Houston	L	92	96	15-32	Nance 23	Johnson 22	13,418
2/12	@ Miami	W	94	78	16-32	Daugherty 25	Douglas 29	15,008
2/13	Dallas	W	95	93	17-32	Daugherty 23	Blackman 28	11,522
2/15	New York	W	90	85	18-32	Ferry/Valentine 19	Ewing/Vandeweghe 26	16,487
2/17	Washington @ Baltimore	L	104	108	18-33	Nance 27	English 31	10,024
2/18	Chicago	L	95	110	18-34	Daugherty 30	Jordan 32	<b>20,273</b>
2/20	Sacramento	W	118	104	19-34	Daugherty 24	Carr 31	11,763
2/22	Indiana	L	98	106	19-35	Nance 24	M. Williams 19	14,072
2/23	@ Milwaukee	L	103	118	19-36	Daugherty 23	Schayes 31	18,633
2/26	Detroit	W	106	103	20-36	Nance 25	Henderson 24	17,310
3/1	@ Indiana	L	115	118	20-37	Nance 23	Person 26	11,193
3/5	@ Seattle (OT)	W	113	111	21-37	Daugherty 27	Johnson 28	10,623
3/7	@ Golden State	L	92	122	21-38	Daugherty 24	Mullin 20	15,025
3/8	@ Sacramento	L	79	87	21-39	Daugherty 21	Frederick 21	17,014
3/10	@ L.A. Clippers	W	98	93	22-39	Daugherty 26	Smith 18	12,050
3/11	@ Portland	L	96	104	22-40	Daugherty 24	Drexler 26	12,884
3/14	Milwaukee	W	103	101	23-40	Nance 31	Henson 16	13,649
3/16	Chicago	L	98	102	23-41	Nance 24	Jordan 37	<b>20,273</b>
3/20	@ New York	L	97	102	23-42	Paddio 24	Ewing 32	15,647
3/22	@ Minnesota	L	105	110	23-43	Ehlo 24	Campbell 30	19,006
3/23	New Jersey	W	108	82	24-43	Daugherty 26	Coleman 15	16,725
3/26	@ Miami	L	98	104	24-44	Daugherty 16	Edwards 28	15,008
3/28	Washington	W	102	95	25-44	Brown/Williams 18	Williams 26	13,882
3/29	@ Boston	L	108	110	25-45	Valentine 23	Lewis 29	14,890
3/31	@ Philadelphia	L	101	110	25-46	Brown 26	Hawkins 31	13,935
4/2	@ Washington	L	82	101	25-47	James 19	Eackles 21	7,813
4/3	New York	W	95	84	26-47	Nance 22	Vandeweghe 23	16,191
4/5	Charlotte	W	104	101	27-47	Ehlo 22	Reid 26	12,685
4/7	@ Charlotte	W	102	100	28-47	Nance 32	Gattison 19	23,901
4/9	Atlanta	L	98	104	28-48	Nance 24	Wilkins 25	15,235
4/10	@ Detroit	W	94	90	29-48	Daugherty 23	Thomas 20	21,454
4/12	@ New Jersey	L	103	104	29-49	Daugherty 20	Coleman 26	12,431
4/13	New Jersey	W	102	98	30-49	Daugherty 24	Coleman 23	14,507
4/17	Orlando	W	112	102	31-49	Daugherty 24	Smith 27	13,445
4/19	Boston (OT)	W	124	117	32-49	Daugherty 26	Shaw 25	19,710
4/21	Philadelphia	W	123	110	33-49	Williams 20	Anderson 27	15,777

# 1991-92

## Season Highlights

**Final Record:** 57-25

**Finished:** 2nd Place in Division

**Head Coach:** Lenny Wilkens


Cavaliers won 25 games more than the previous season, the largest turnaround in franchise history...made it to the Eastern Conference Finals, for the second time in Cavaliers history, defeating New Jersey (3-1) and Boston (4-3) before losing to Chicago (4-2)...won a franchise-best 22 games on the road and started the season 9-0 at home...on Dec. 17, Cavaliers routed the Heat, 148-80, for the biggest win in Cavalier history...Brad Daugherty scored 40 points against New Jersey on April 23, the highest point total by a Cavalier in a playoff game...Daugherty and Mark Price were named All-Stars as well as All-NBA (third team)...Price led the NBA in free throw percentage (.947) and ranked 10th in assists (7.4)...Daugherty finished fourth in the NBA in field goal percentage (.570)...Larry Nance was named NBA All-Defensive Team (second team) and finished third in the NBA in blocks (3.00)...Terrell Brandon was named to the NBA All-Rookie Team (second team)...Wayne Embry was named Sporting News NBA Executive of the Year.

## Final Statistics

1991-92 PLAYER	Field Goals					3-Point FG		Free Throws				Rebounds				PF	DQ	STL	BLK	PTS	AVG	HI
	G	MIN	FGM	FGA	PCT	FGM	FGA	PCT	FTM	FTA	PCT	OFF	DEF	REB	AST							
Daugherty	73	2643	576	1010	.570	0	2	.000	414	533	.777	191	569	760	262	190	1	65	78	1566	21.5	32
Price	72	2138	438	897	.488	101	261	.387	270	285	.947	38	135	173	535	113	0	94	12	1247	17.3	30
Nance	81	2880	556	1032	.539	0	6	.000	263	320	.822	213	457	670	232	200	2	80	243	1375	17.0	35
Ehlo	63	2016	310	684	.453	69	167	.413	87	123	.707	94	213	307	238	150	0	78	22	776	12.3	29
Williams	80	2432	341	678	.503	0	4	.000	270	359	.752	228	379	607	196	191	2	60	182	952	11.9	30
Battle	76	1637	316	659	.480	2	17	.118	145	171	.848	19	93	112	159	116	0	36	5	779	10.3	21
Sanders (Tot)	31	633	92	161	.571	1	3	.333	36	47	.766	27	69	96	53	83	1	24	10	221	7.1	23
Sanders (Cle)	21	552	81	139	.583	1	3	.333	31	41	.756	27	61	88	42	75	1	22	9	194	9.2	23
Brandon	82	1605	252	601	.419	1	23	.043	100	124	.806	49	113	162	316	107	0	81	22	605	7.4	19
Kerr	48	847	121	237	.511	32	74	.432	45	54	.833	14	64	78	110	29	0	27	10	319	6.6	24
James	65	866	164	403	.407	29	90	.322	61	76	.803	35	77	112	25	94	1	16	11	418	6.4	19
Ferry	68	937	134	328	.409	17	48	.354	61	73	.836	53	160	213	75	135	0	22	15	346	5.1	15
Bennett	52	831	79	209	.378	1	1	.000	35	50	.700	62	99	161	38	121	1	19	9	193	3.7	14
Oliver	27	252	39	98	.398	1	9	.111	17	22	.773	9	18	27	20	22	0	9	2	96	3.6	11
Morton	4	54	3	12	.250	0	1	.000	8	9	.889	3	4	7	5	3	0	1	0	14	3.5	7
Phills	10	65	12	28	.429	0	2	.000	7	11	.636	4	4	8	4	3	0	3	1	31	3.1	11
Brown	6	50	5	10	.500	0	0	---	5	8	.625	2	4	6	3	7	0	3	0	15	2.5	5
Cavaliers	82	19805	3438	7047	.488	253	708	.357	1824	2265	.805	1041	2458	3499	2271	1564	8	618	622	8953	109.2	148
Opponents	82	19805	3496	7435	.470	193	581	.332	1294	1683	.769	1236	2376	3612	2156	1874	9	649	417	8479	103.4	134

## Season Leaders (min. 50 games)

Scoring Leaders			Rebounding Leaders			Assist Leaders		
1	Brad Daugherty	21.5 ppg	1	Brad Daugherty	10.4 rpg	1	Mark Price	7.4 apg
2	Mark Price	17.3 ppg	2	Larry Nance	8.3 rpg	2	Terrell Brandon	3.9 apg
3	Larry Nance	17.0 ppg	3	John Williams	7.6 rpg	3	Craig Ehlo	3.8 apg



**1991-92 Top Row (Left to Right):** Lenny Wilkens (Head Coach), Gary Fitzsimmons (Player Personnel Director), Dick Helm (Assistant Coach), Brian Winters (Assistant Coach), Danny Ferry, Brad Daugherty, John Williams, Larry Nance, Gary Briggs (Head Trainer), Stan Kellers (Strength Coach), Dick Watson (Chief Legal Counsel), Wayne Embry (General Manager)  
**Bottom Row (Left to Right):** Henry James, Steve Kerr, Terrell Brandon, Craig Ehlo, Gordon Gund (Owner), Tom Chestnut (President), Mark Price, John Battle, Jimmy Oliver, Winston Bennett



# 1991-92

## Cleveland Cavaliers Results

Date	Opponent	W/L	Cle	Opp	Record	Cavaliers High Scorer	Opponent High Scorer	Attend.
11/1	@ Portland	L	106	117	0-1	Daugherty 23	Drexler 31	12,888
11/2	@ L.A. Clippers	L	105	106	0-2	Daugherty 20	Harper 21	10,533
11/5	@ Dallas	W	112	101	1-2	Nance 29	Blackman 23	14,019
11/7	@ Houston	L	86	105	1-3	Nance 20	Floyd 22	13,011
11/8	@ San Antonio (OT)	L	101	107	1-4	Ehlo 29	Robinson 31	16,057
11/12	Milwaukee	W	119	113	2-4	Daugherty 25	Ellis 31	14,267
11/14	Seattle (OT)	W	115	109	3-4	Daugherty/Nance 23	Pierce 29	10,838
11/16	Indiana	W	127	117	4-4	Nance 32	Miller 32	17,298
11/20	@ Charlotte	L	108	109	4-5	Ehlo 21	Curry 29	23,698
11/21	New Jersey	W	116	112	5-5	Daugherty 26	Petrovic 24	10,181
11/23	Detroit	W	96	89	6-5	Daugherty 19	Dumars 25	17,462
11/26	@ Philadelphia	W	95	91	7-5	Daugherty 31	Hawkins 23	10,721
11/27	Philadelphia	W	107	97	8-5	Daugherty 31	Anderson 25	13,737
11/29	Orlando	W	115	104	9-5	Daugherty 29	Smith 22	17,279
12/4	@ Chicago	L	102	108	9-6	Daugherty 26	Pippen 28	18,489
12/5	@ Detroit	W	110	101	10-6	Daugherty 25	Aguiar/Thomas 21	21,454
12/7	Washington	W	99	97	11-6	Daugherty 23	Grant 30	11,491
12/11	@ Miami	L	103	105	11-7	Price 21	Rice 21	14,707
12/12	Atlanta	W	134	107	12-7	Nance 26	Augmon 21	11,429
12/14	Dallas	L	97	99	12-8	Daugherty 24	Blackman 26	13,057
12/17	Miami	W	148	80	13-8	Battle/Price 18	Smith 15	10,487
12/18	@ New Jersey	L	93	102	13-9	Williams 23	Coleman 22	6,211
12/20	@ Atlanta	W	122	99	14-9	Brandon 19	Graham 23	10,384
12/21	Charlotte	W	120	111	15-9	Daugherty 24	Gill 25	14,667
12/23	Utah	W	113	112	16-9	Daugherty/James 19	Edwards 30	16,181
12/26	@ Milwaukee	W	111	94	17-9	Battle/Daugherty/Williams 16	Robertson 20	16,184
12/27	San Antonio	W	103	97	18-9	Daugherty 31	Strickland 16	20,273
12/30	Houston	W	121	89	19-9	Daugherty 18	Jamerson 13	19,304
1/2	@ New York	W	110	103	20-9	Daugherty 23	McDaniel 27	17,315
1/3	@ Boston	W	111	100	21-9	Daugherty/Nance 20	Parish 19	14,890
1/7	@ Minnesota	W	113	98	22-9	Daugherty 27	Richardson 18	18,388
1/9	@ Washington	W	99	92	23-9	Price 25	Grant 25	7,441
1/11	Philadelphia	W	108	102	24-9	Daugherty 23	Barkley 23	20,273
1/14	Portland	L	114	121	24-10	Price 26	Drexler 34	16,834
1/16	Chicago	L	85	100	24-11	Battle 20	Jordan 35	20,273
1/18	New York	W	108	106	25-11	Daugherty 31	Ewing 28	19,365
1/20	Boston	L	102	107	25-12	Price/Williams 21	Lewis 26	19,591
1/22	Indiana (OT)	W	119	115	26-12	Price 30	Person 29	16,565
1/24	@ Indiana	W	104	102	27-12	Nance 23	Person 29	13,591
1/25	@ Orlando	L	96	99	27-13	Price 24	Anderson 26	15,151
1/29	@ Detroit	W	95	90	28-13	Williams 22	Woodridge 26	21,454
1/30	Orlando	W	115	98	29-13	Nance 33	Anderson 28	15,269
2/2	Minnesota	W	106	95	30-13	Daugherty 24	Campbell 29	15,685
2/5	@ Philadelphia (OT)	W	110	108	31-13	Nance 26	Hawkins 31	12,897
2/6	Detroit	L	95	112	31-14	Daugherty 24	Thomas 38	19,472
2/11	@ Utah	L	109	111	31-15	Nance 21	K. Malone 26	19,911
2/12	@ Denver	L	102	108	31-16	Ehlo 25	R. Williams 24	12,392
2/15	New Jersey	W	128	92	32-16	Daugherty 27	Mills 16	19,624
2/17	@ Chicago	W	113	112	33-16	Daugherty 25	Jordan 46	18,676
2/18	@ Milwaukee	L	116	128	33-17	Daugherty 19	Malone 30	13,876
2/20	@ New York	W	92	89	34-17	Price 22	Ewing 26	19,763
2/21	Sacramento	W	119	102	35-17	Daugherty 30	Tisdale 20	14,605
2/23	Milwaukee	W	103	89	36-17	Daugherty 25	Robertson 16	17,357
2/26	@ Phoenix	L	100	103	36-18	Daugherty 32	Hornacek 28	14,496
2/28	@ L.A. Lakers	W	101	90	37-18	Daugherty/Nance 25	Perkins/Scott 20	17,505
3/1	@ Seattle	L	107	113	37-19	Daugherty/Ehlo 21	Johnson/Pierce 22	13,647
3/4	@ Sacramento	W	109	108	38-19	Daugherty 21	Tisdale 27	17,014
3/5	@ Golden State	L	108	116	38-20	Daugherty/Nance 20	Marciulionis 29	15,025
3/7	@ Atlanta	W	110	94	39-20	Nance 35	Augmon 20	13,950
3/10	Phoenix	W	102	100	40-20	Price 24	Majerte 29	16,719
3/13	L.A. Lakers (OT)	W	109	107	41-20	Nance 20	Scott 28	20,273
3/15	Denver	W	100	91	42-20	Price 29	Garland 26	16,549
3/16	@ Washington	W	111	102	43-20	Williams 25	Eackles 26	8,935
3/18	@ Boston	L	94	96	43-21	Nance 24	Lewis/McHale 20	14,890
3/20	Golden State	W	122	107	44-21	Daugherty 28	Marciulionis 24	20,273
3/22	Atlanta	W	123	80	45-21	Daugherty 22	Ferrell 19	15,408
3/24	Indiana	W	128	113	46-21	Daugherty 32	Schrempf 25	15,668
3/25	@ Orlando	W	106	96	47-21	Price 30	Roberts 15	15,151
3/27	@ Charlotte	W	121	115	48-21	Daugherty 24	Curry/Gill 29	23,698
3/28	@ Chicago	L	102	126	48-22	Daugherty 20	Jordan 44	18,676
3/31	Miami	W	123	114	49-22	Daugherty 23	Rice 30	16,020
4/2	L.A. Clippers	W	115	98	50-22	Nance 19	Harper 20	18,297
4/3	@ Miami	W	103	100	51-22	Price 21	Rice 25	15,008
4/5	New York	W	97	93	52-22	Daugherty 22	Starks 21	18,566
4/7	Boston	L	97	100	52-23	Daugherty 27	Lewis 38	19,412
4/9	Charlotte	W	141	134	53-23	Nance 26	Gill 29	15,265
4/10	@ New Jersey	L	86	110	53-24	Williams 22	Petrovic 24	15,098
4/12	Washington	W	114	91	54-24	Daugherty 20	Foster 17	14,525
4/14	Chicago	W	115	100	55-24	Daugherty 21	Pippen 24	20,273
4/15	@ Charlotte	L	107	115	55-25	Daugherty 18	Gill 28	23,698
4/17	@ Indiana	W	107	102	56-25	Williams 30	Fleming 23	14,454
4/19	Atlanta	W	112	108	57-25	Price 22	Robinson 31	17,296

# 1992-93

## Season Highlights

**Final Record:** 54-28

**Finished:** 2nd Place in Division

**Head Coach:** Lenny Wilkens


Cleveland won 50+ games in back-to-back seasons for the first time...made it to the conference semifinals before being swept by Chicago...had one 10-game winning streak (April 4 to April 21) and four other streaks of at least four consecutive wins...Mark Price led the NBA in free throw percentage for the second straight year (.948), ranked sixth in three-point FG percentage (.416) and 10th in assists (8.0)...Brad Daugherty finished second in the NBA in field goal percentage (.571)...Larry Nance finished sixth in blocks in the league (2.57)...Lenny Wilkens was named Coach of the Month for February...Daugherty, Nance and Price were named All-Stars...Price won the NBA's Long Distance Shootout...Price was named All-NBA First Team (first Cavalier to be named to the first team)...Nance was named All-Defensive Second Team.

## Final Statistics

1992-93 PLAYER	G	MIN	Field Goals			3-Point FG			Free Throws			Rebounds			AST	PF	DQ	STL	BLK	PTS	AVG	HI
			FGM	FGA	PCT	FGM	FGA	PCT	FTM	FTA	PCT	OFF	DEF	REB								
Daugherty	71	2691	520	911	.571	1	2	.500	391	492	.795	164	562	726	312	174	0	53	56	1432	20.2	37
Price	75	2380	477	986	.484	122	293	.416	289	305	.948	37	164	201	602	105	0	89	11	1365	18.2	39
Nance	77	2753	533	971	.549	0	4	.000	202	247	.818	184	484	668	223	223	3	54	198	1268	16.5	30
Ehlo	82	2559	385	785	.490	93	244	.381	86	120	.717	113	290	403	254	170	0	104	22	949	11.6	24
Wilkens	80	2079	361	797	.453	16	58	.276	152	181	.840	74	140	214	183	154	1	78	18	890	11.1	28
Williams	67	2055	263	560	.470	0	0	---	212	296	.716	127	288	415	152	171	2	48	105	738	11.0	27
Brandon	82	1622	297	621	.478	13	42	.310	118	143	.825	37	142	179	302	122	1	79	27	725	8.8	21
Sanders	53	1189	197	396	.497	1	4	.250	59	78	.756	52	118	170	75	150	2	39	30	454	8.6	19
Ferry	76	1461	220	459	.479	34	82	.415	99	113	.876	81	198	279	137	171	1	29	49	573	7.5	18
Battle	41	497	83	200	.415	1	6	.167	56	72	.778	4	25	29	54	39	0	9	5	223	5.4	17
Phills	31	139	38	82	.463	2	5	.400	15	25	.600	6	11	17	10	19	0	10	2	93	3.0	9
Lane	21	149	27	54	.500	0	0	---	5	20	.250	24	29	53	17	32	0	12	3	59	2.8	8
Kerr	5	41	5	10	.500	0	2	.000	2	2	1.000	0	7	7	11	2	0	2	0	12	2.4	4
Guidinger	32	215	19	55	.345	0	0	---	13	25	.520	26	38	64	17	48	0	9	10	51	1.6	6
Cavaliers	82	19830	3425	6887	.497	283	742	.381	1699	2119	.802	929	2496	3425	2349	1580	10	615	536	8832	107.7	132
Opponents	82	19830	3370	7229	.466	229	695	.329	1334	1742	.766	1115	2379	3494	2109	1828	19	610	365	8303	101.3	122

## Season Leaders (min. 50 games)

Scoring Leaders			Rebounding Leaders			Assist Leaders		
1	Brad Daugherty	20.2 ppg	1	Brad Daugherty	10.2 rpg	1	Mark Price	8.0 apg
2	Mark Price	18.2 ppg	2	Larry Nance	8.7 rpg	2	Brad Daugherty	4.4 apg
3	Larry Nance	16.5 ppg	3	John Williams	6.2 rpg	3	Terrell Brandon	3.7 apg



**1992-93 Top Row (Left to Right):** Gary Fitzsimmons (Player Personnel Director), Dick Helm (Assistant Coach), Jim Boylan (Assistant Coach), Brian Winters (Assistant Coach), Jerome Lane, Mike Sanders, Jay Guidinger, Larry Nance, Brad Daugherty, John Williams, Danny Ferry, Stan Kellers (Strength Coach), Gary Briggs (Head Trainer), Tom Chestnut (President), Dick Watson (Chief Legal Counsel)

**Bottom Row (Left to Right):** Mark Price, John Battle, Craig Ehlo, Lenny Wilkens (Head Coach), George Gund (Owner), Gordon Gund (Owner), Wayne Embry (General Manager), Gerald Wilkins, Bobby Phills, Terrell Brandon

# 1992-93

## Cleveland Cavaliers Results

Date	Opponent	W/L	Cle	Opp	Record	Cavaliers High Scorer	Opponent High Scorer	Attend.
11/6	Chicago	L	96	101	0-1	Nance 24	Jordan 29	<b>20,273</b>
11/8	Charlotte	W	127	107	1-1	Daugherty 25	Newman 24	16,009
11/10	Washington	W	131	92	2-1	Price 17	Ellison 20	13,055
11/12	@ Golden St. (2 OT)	W	126	122	3-1	Price/Williams 21	Hardaway 35	15,025
11/13	@ Portland	L	109	115	3-2	Williams 25	Duckworth 26	12,888
11/15	@ Sacramento	L	107	109	3-3	Williams 27	Richmond 31	17,317
11/17	@ San Antonio	L	95	106	3-4	Nance 22	Ellis 20	16,057
11/19	@ Houston	L	92	99	3-5	Price 24	Olajuwon/Floyd 28	10,003
11/21	@ Dallas	W	119	108	4-5	Nance/Price 26	Harper 25	13,805
11/24	Milwaukee	W	109	105	5-5	Price 24	Avent 15	15,312
11/25	@ Milwaukee	L	85	94	5-6	Ehlo 17	Lohaus 18	15,364
11/27	Atlanta	W	122	101	6-6	Price/Wilkins 20	Mays 21	<b>20,273</b>
11/28	@ Orlando	L	93	95	6-7	Nance 24	Scott 28	15,151
12/1	Boston	W	111	101	7-7	Daugherty 27	McHale 18	16,028
12/3	New York	W	100	90	8-7	Price 25	Ewing 21	16,372
12/5	Portland	L	94	96	8-8	Nance 20	Robinson 24	19,010
12/8	L.A. Clippers	L	106	115	8-9	Daugherty 30	Manning 28	14,374
12/9	@ Chicago	L	91	108	8-10	Ferry 16	Jordan 28	18,142
12/11	@ Detroit	L	103	107	8-11	Daugherty 24	Dumars 28	21,454
12/12	Seattle	W	97	93	9-11	Price 39	Kemp 22	14,127
12/15	Houston	W	124	97	10-11	Nance 30	Olajuwon 18	12,342
12/16	@ Philadelphia	W	115	97	11-11	Daugherty 36	Hawkins 30	8,990
12/18	Sacramento	W	119	108	12-11	Nance/Price 22	Richmond/Simmons 16	13,134
12/19	Utah	W	121	104	13-11	Daugherty 27	K. Malone 24	18,713
12/21	@ Washington (OT)	W	111	107	14-11	Price 31	Chapman 37	6,976
12/23	Indiana	W	118	104	15-11	Daugherty 22	Miller 22	15,376
12/26	New Jersey	L	114	119	15-12	Daugherty 28	Coleman 30	19,532
12/28	Detroit	W	98	89	16-12	Price 28	Dumars/Mills 23	<b>20,273</b>
12/29	@ Atlanta	W	114	96	17-12	Daugherty/Nance 22	Augmon 25	10,703
1/2	L.A. Lakers	W	106	91	18-12	Nance 18	Divac 18	<b>20,273</b>
1/5	@ New York	L	91	95	18-13	Daugherty 21	Smith 22	19,763
1/6	Chicago	W	117	95	19-13	Price 30	Pippen 24	<b>20,273</b>
1/9	Minnesota	W	116	93	20-13	Nance 21	Laettner/West 20	<b>20,273</b>
1/12	Boston	L	115	121	20-14	Daugherty 37	McDaniels/McHale 20	19,360
1/13	@ New Jersey	L	98	104	20-15	Daugherty 22	Coleman 25	10,202
1/15	@ Indiana	W	132	120	21-15	Daugherty 25	Miller 29	12,728
1/16	Atlanta	W	127	99	22-15	Nance 20	D. Wilkins 19	<b>20,273</b>
1/20	Phoenix	W	123	119	23-15	Price 26	Dumas 23	<b>20,273</b>
1/22	@ L.A. Clippers	W	100	92	24-15	Daugherty 28	Manning 29	12,976
1/23	@ Denver	L	95	97	24-16	Nance/Price 20	Jackson 28	17,022
1/26	@ Utah	L	96	113	24-17	Brandon 21	K. Malone 28	19,911
1/28	Orlando	W	127	113	25-17	Price 29	O'Neal 25	<b>20,273</b>
1/30	@ Miami	L	95	98	25-18	Daugherty 25	Smith 21	15,008
2/2	Golden State	W	100	90	26-18	Wilkins 28	Marculionis 20	16,681
2/3	@ Milwaukee	W	108	100	27-18	Daugherty 31	Robertson 18	14,297
2/5	Detroit	W	109	89	28-18	Wilkins 22	Dumars/Mills 24	<b>20,273</b>
2/6	@ Atlanta	W	120	109	29-18	Daugherty 28	Wilkins 31	15,381
2/9	@ Charlotte	W	107	103	30-18	Daugherty 28	Johnson 29	23,698
2/10	@ Orlando	L	87	96	30-19	Daugherty 21	Skiles 20	15,151
2/12	Milwaukee	W	120	98	31-19	Wilkins/Williams 18	Brickowski/Day 17	19,427
2/13	@ Chicago	W	116	111	32-19	Daugherty 25	Jordan/Pippen 25	18,676
2/15	Indiana	W	110	105	33-19	Price 25	Miller/Richardson 24	19,109
2/17	Dallas	W	124	97	34-19	Brandon 20	Rooks 19	17,083
2/23	Miami	W	102	100	35-19	Price 29	Long/Miner 18	18,648
2/26	@ L.A. Lakers	W	114	102	36-19	Nance 21	Worthy 23	16,054
2/28	@ Phoenix	W	101	94	37-19	Nance/Price 21	Barkley 27	19,023
3/2	@ Seattle (OT)	L	105	108	37-20	Price 25	Johnson 24	14,664
3/4	@ Minnesota	W	103	95	38-20	Brandon 21	Williams 24	17,854
3/7	@ Boston	L	88	96	38-21	Daugherty 22	Gamble/Lewis 17	14,890
3/8	Denver	W	122	107	39-21	Wilkins 23	Pack 22	18,298
3/11	Charlotte	W	118	99	40-21	Daugherty 25	Johnson 21	19,354
3/13	Washington @ Baltimore	Rescheduled, 3/15						
3/15	Washington @ Baltimore	L	101	105	40-22	Daugherty 22	Gugliotta 23	12,346
3/16	Philadelphia	W	110	98	41-22	Price 20	Gilliam 21	18,697
3/18	New York	L	95	115	41-23	Daugherty 21	Ewing 28	<b>20,273</b>
3/20	@ Miami	L	91	96	41-24	Nance 20	Rice 27	15,008
3/23	San Antonio	W	127	90	42-24	Daugherty 25	Carr 23	<b>20,273</b>
3/26	@ Philadelphia	W	103	84	43-24	Daugherty 23	Homacek 20	13,537
3/28	@ Detroit	L	78	91	43-25	Brandon/Daugherty 16	Thomas 31	21,454
4/1	@ New York	L	83	91	43-26	Brandon 16	Ewing 30	19,763
4/2	@ Charlotte	L	113	114	43-27	Daugherty 30	Johnson 26	23,698
4/4	New Jersey	W	105	99	44-27	Price 27	Coleman 30	<b>20,273</b>
4/6	Miami	W	115	100	45-27	Daugherty 27	Long 18	19,137
4/9	Washington	W	114	95	46-27	Daugherty 28	Grant 16	19,383
4/10	@ New Jersey	W	100	99	47-27	Daugherty 23	Coleman 23	20,049
4/13	@ Atlanta (2 OT)	W	112	109	48-27	Price 24	Willis 35	9,450
4/15	@ Milwaukee	W	108	93	49-27	Ferry 18	Strong 13	14,267
4/16	Orlando	W	113	110	50-27	Ehlo 24	O'Neal 24	<b>20,273</b>
4/18	Chicago	W	103	94	51-27	Nance 19	Jordan 32	<b>20,273</b>
4/20	Detroit	W	105	81	52-27	Nance 19	Rodman 17	19,388
4/21	@ Indiana	W	111	95	53-27	Price 20	Miller 16	11,268
4/23	@ Boston	L	99	107	53-28	Price 20	Gamble 18	14,890
4/25	Philadelphia	W	107	103	54-28	Ehlo 23	Hawkins 34	19,425

# 1993-94

## Season Highlights

**Final Record:** 47-35

**Finished:** 3rd Place in Division

**Head Coach:** Mike Fratello


Mike Fratello was named head coach on June 17 due to Lenny Wilkens' resignation following the previous season...Cavaliers made the playoffs for the third consecutive season, losing to Chicago in the first round (3-0)...the final season in Richfield Coliseum...Cleveland acquired Tyrone Hill from Golden State for a 1994 first-round draft choice and other considerations...on Jan. 29, Brad Daugherty passed Austin Carr to become all-time leading scorer in franchise history...Daugherty (herniated lumbar disc) and Larry Nance (torn lateral meniscus cartilage in his right knee) suffered career-ending injuries...Mark Price was named an All-Star and All-NBA Third Team...Price defended his NBA Long Distance Shootout title, repeating as champion...Chris Mills participated in the Shock Rookie Challenge.

## Final Statistics

1993-94 PLAYER	G	MIN	Field Goals			3-Point FG			Free Throws			Rebounds			AST	PF	DQ	STL	BLK	PTS	AVG	HI
			FGM	FGA	PCT	FGM	FGA	PCT	FTM	FTA	PCT	OFF	DEF	REB								
Price	76	2386	480	1005	478	118	297	397	238	268	.888	39	189	228	589	93	0	103	11	1316	17.3	32
Daugherty	50	1838	296	606	488	0	0	---	256	326	.785	128	380	508	149	145	1	41	36	848	17.0	28
Wilkins	82	2768	446	975	457	84	212	396	194	250	.776	106	197	303	255	186	0	105	38	1170	14.3	38
Williams	76	2660	394	825	478	0	0	---	252	346	.728	207	368	575	193	219	3	78	130	1040	13.7	23
Nance	33	909	153	314	487	0	0	---	64	85	.753	77	150	227	49	96	1	27	55	370	11.2	22
Hill	57	1447	216	398	543	0	2	.000	171	256	.668	184	315	499	46	193	5	53	35	603	10.6	25
Mills	79	2022	284	677	419	38	122	311	137	176	.778	134	267	401	128	232	3	54	50	743	9.4	22
Phillis	72	1531	242	514	471	1	12	.083	113	157	.720	71	141	212	133	135	1	67	12	598	8.3	26
Brandon	73	1548	230	548	420	7	32	219	139	162	.858	38	121	159	277	108	0	84	16	606	8.3	22
Battle	51	814	130	273	476	5	19	263	73	97	.753	7	32	39	83	66	0	22	1	338	6.6	26
Higgins	36	547	71	163	436	22	50	440	31	42	.738	25	57	82	36	53	1	25	14	195	5.4	20
Ferry	70	965	149	334	446	14	51	275	38	43	.884	47	94	141	74	113	0	28	22	350	5.0	21
Kempton (Tot)	13	136	15	38	395	0	0	---	9	16	.563	10	14	24	9	33	0	6	2	39	3.0	9
Kempton (Cle)	4	33	6	12	500	0	0	---	2	6	.333	4	6	10	3	8	0	2	1	14	3.5	9
Alexander (Tot)	11	55	8	14	571	0	0	---	3	9	.333	7	8	15	2	10	0	3	0	19	1.7	8
Alexander (Cle)	7	43	7	12	583	0	0	---	3	7	.429	6	6	12	1	7	0	3	0	17	2.4	8
Madkins	22	149	11	31	355	5	15	333	8	10	.800	1	10	11	19	16	0	9	0	35	1.6	11
Guidinger	32	131	16	32	500	0	0	---	15	21	.714	15	18	33	3	23	0	4	5	47	1.5	7
Toney	12	64	2	12	167	0	1	.000	2	2	1.000	1	2	3	11	8	0	0	0	6	0.5	2
Cavaliers	82	19855	3133	6731	465	294	813	362	1736	2254	.770	1090	2353	3443	2049	1701	15	705	426	8296	101.2	127
Opponents	82	19855	3131	6741	464	258	729	354	1446	1967	.735	1059	2335	3394	2006	1797	12	628	461	7966	97.1	119

## Season Leaders (min. 50 games)

Scoring Leaders			Rebounding Leaders			Assist Leaders		
1	Mark Price	17.3 ppg	1	Brad Daugherty	10.2 rpg	1	Mark Price	7.8 apg
2	Brad Daugherty	17.0 ppg	2	Tyrone Hill	8.8 rpg	2	Terrell Brandon	3.8 apg
3	Gerald Wilkins	14.3 ppg	3	John Williams	7.6 rpg	3	Gerald Wilkins	3.1 apg



**1993-94** Top Row (Left to Right): Gary Fitzsimmons (Player Personnel Director), Ron Rothstein (Assistant Coach), Richie Adubat, Jim Boylan (Assistant Coach), Tyrone Hill, Danny Ferry, Larry Nance, John Williams, Brad Daugherty, Jay Guidinger, Gary Briggs (Head Trainer), Stan Kellers (Strength Coach), Tom Chestnut (President), Dick Watson (Chief Legal Counsel)  
Bottom Row (Left to Right): John Battle, Rod Higgins, Mark Price, Chris Mills, Mike Fratello (Head Coach), Gordon Gund (Owner), Wayne Embry (General Manager), Gerald Wilkins, Terrell Brandon, Gerald Madkins, Bobby Phills

# 1993-94

## Cleveland Cavaliers Results

Date	Opponent	W/L	Cle	Opp	Record	Cavaliers High Scorer	Opponent High Scorer	Attend.
11/5	Milwaukee	L	91	94	0-1	Battie 22	Norman 24	17,102
11/7	New York (OT)	L	107	115	0-2	Daugherty 26	Ewing 44	17,727
11/9	Charlotte	W	113	108	1-2	Battie/Price 24	Mourning 24	18,134
11/11	@ Seattle	L	102	115	1-3	Price 20	Pierce/Schrempf 22	14,813
11/12	@ Golden State	W	102	93	2-3	Williams 18	Spewell 20	15,025
11/14	@ L.A. Lakers	L	100	107	2-4	Daugherty 24	Bowie/Christie 18	11,139
11/16	@ Portland	W	101	96	3-4	Wilkins 23	Drexler 25	12,888
11/18	@ Denver	L	93	100	3-5	Williams 20	Abdul-Rauf 22	13,381
11/20	@ Phoenix	L	96	112	3-6	Price 25	Barkely 28	19,023
11/24	Washington	W	113	107	4-6	Price 28	Chapman 21	16,599
11/27	Seattle	W	101	90	5-6	Battie 26	Kemp/Payton 26	<b>20,273</b>
11/30	Detroit	W	92	74	6-6	Hill 18	Elliott/Mills/Polynice 12	16,365
12/1	@ New Jersey	L	82	97	6-7	Daugherty 19	Anderson 29	12,702
12/4	Orlando	L	83	87	6-8	Price 17	O'Neal 23	<b>20,273</b>
12/5	Houston	L	98	99	6-9	Price 23	Olajuwon 22	17,393
12/7	Portland	W	109	100	7-9	Mills 22	Drexler 23	15,675
12/9	@ Charlotte	L	93	95	7-10	Price 28	Johnson 26	23,698
12/11	@ Chicago	L	84	93	7-11	Daugherty 21	Kerr 18	18,676
12/14	Atlanta	L	92	103	7-12	Williams 18	Augmon 23	17,022
12/16	@ Miami	L	89	90	7-13	Daugherty 25	Rice 24	14,792
12/18	@ Detroit (OT)	L	92	98	7-14	Price 25	Mills 25	20,155
12/19	L.A. Lakers	W	122	92	8-14	Price 21	Van Exel 16	17,308
12/21	Utah	W	112	97	9-14	Daugherty 26	J. Malone 21	17,044
12/23	Milwaukee	W	107	88	10-14	Wilkins 20	Day 21	14,129
12/26	Indiana (OT)	W	107	103	11-14	Daugherty 27	D. Davis 21	16,456
12/28	Charlotte (OT)	W	127	115	12-14	Wilkins 29	Mourning 24	<b>20,273</b>
12/30	@ Milwaukee	L	103	105	12-15	Daugherty 26	Brickowski 22	14,086
1/4	@ Indiana	L	99	104	12-16	Nance/Wilkins 20	Miller 29	10,012
1/5	Boston	L	96	101	12-17	Mills 21	Brown 25	16,821
1/7	@ Boston	W	99	85	13-17	Phills 20	Gamble 17	14,890
1/8	@ Atlanta	L	89	102	13-18	Wilkins 19	D. Wilkins 30	16,368
1/12	@ Orlando	W	118	109	14-18	Wilkins 38	Hardaway 25	15,291
1/13	New Jersey	W	104	93	15-18	Daugherty 26	Morris 20	17,756
1/15	Philadelphia	W	110	67	16-18	Daugherty/Wilkins 20	Weatherspoon 18	18,689
1/17	Orlando	W	114	107	17-18	Wilkins 26	O'Neal 31	<b>20,273</b>
1/19	@ Utah	L	92	104	17-19	Price 24	K. Malone 28	19,729
1/21	@ L.A. Clippers (@ Forum)	W	106	90	18-19	Price 26	Manning 21	9,298
1/22	@ Sacramento (OT)	W	119	109	19-19	Daugherty 27	Simmons/Webb 22	17,317
1/25	@ Houston	L	93	96	19-20	Daugherty 23	Maxwell 21	13,006
1/27	Chicago	W	100	84	20-20	Price 21	Pippen 31	<b>20,273</b>
1/29	Miami	L	98	113	20-21	Battie 20	Rice 28	19,183
1/31	@ Detroit	W	107	103	21-21	Price 21	Dumars 29	18,553
2/2	@ Philadelphia	W	105	97	22-21	Wilkins 20	Weatherspoon 31	10,102
2/3	San Antonio	L	97	98	22-22	Price 29	Ellis 31	17,031
2/5	Atlanta	W	109	93	23-22	Williams 19	Wilkins 21	<b>20,273</b>
2/8	New Jersey	W	112	104	24-22	Price 26	Anderson 22	17,554
2/9	@ New Jersey	L	95	106	24-23	Hill 18	Anderson 24	13,407
2/15	Denver	W	111	99	25-23	Wilkins 27	Abdul-Rauf/Ellis 21	17,124
2/17	New York	L	95	102	25-24	Daugherty 22	Starks 32	<b>20,273</b>
2/18	@ Minnesota	W	85	78	26-24	Price 17	Rider 22	18,548
2/20	@ Charlotte (OT)	W	105	101	27-24	Phills 23	Curry 23	23,698
2/22	Minnesota	W	114	81	28-24	Nance 22	Laettner 21	17,542
2/23	@ Washington	W	106	96	29-24	Price 22	Gugliotta 20	8,824
2/25	Golden State	W	107	97	30-24	Phills 26	Spewell/Webster 18	19,021
2/26	Dallas	W	110	99	31-24	Hill 24	Mashburn 25	19,372
2/28	@ Chicago	W	89	81	32-24	Price 19	Armstrong 20	18,492
3/2	@ Boston	W	110	96	33-24	Price 32	Douglas 25	14,890
3/3	Philadelphia	W	95	87	34-24	Williams 20	Weatherspoon 24	18,357
3/6	Chicago	W	99	95	35-24	Williams 23	Myers 17	<b>20,273</b>
3/8	Sacramento	W	103	82	36-24	Brandon/Williams 18	Richmond/Tisdale 16	18,341
3/11	@ Detroit	L	96	98	36-25	Phills 22	Dumars 31	20,269
3/12	@ New York	L	86	96	36-26	Hill 22	Ewing 29	19,763
3/15	Phoenix	L	106	119	36-27	Williams 22	Majerle 34	<b>20,273</b>
3/18	@ Orlando	L	96	113	36-28	Williams 21	O'Neal 38	15,291
3/19	@ Miami	L	95	106	36-29	Brandon 22	Rice 33	15,200
3/22	Indiana	W	93	61	37-29	Brandon 15	Smits 10	17,935
3/23	@ Indiana	L	77	78	37-30	Wilkins 22	McKey 12	10,906
3/25	@ Philadelphia	W	105	88	38-30	Williams 18	Dawkins 21	17,443
3/27	Detroit	W	111	99	39-30	Wilkins 28	Dumars 22	19,065
3/29	L.A. Clippers	W	106	96	40-30	Wilkins 28	D. Wilkins 26	18,825
3/31	@ San Antonio	L	85	101	40-31	Williams 21	Robinson 26	19,287
4/2	@ Dallas	W	95	88	41-31	Price 24	Smith 23	11,505
4/5	Charlotte	W	105	99	42-31	Williams 23	Curry 22	<b>20,273</b>
4/7	@ New York (OT)	L	94	97	42-32	Wilkins 22	Oakley 24	19,763
4/8	@ Washington	L	98	108	42-33	Wilkins 21	Chapman 29	18,756
4/12	Milwaukee	W	119	91	43-33	Brandon/Phills 22	Murdock 20	17,494
4/13	@ Atlanta	L	95	110	43-34	Brandon 16	Blaylock 19	13,675
4/15	Miami	W	109	100	44-34	Price 28	Smith 27	19,346
4/16	@ Milwaukee	W	91	90	45-34	Price 21	Murdock 17	15,462
4/20	@ Indiana	L	98	109	45-35	Williams 22	Miller 29	13,072
4/22	Washington	W	117	96	46-35	Hill 20	Gugliotta 25	<b>20,273</b>
4/24	Boston	W	117	91	47-35	Williams 22	Brown/Gamble/McDaniel 16	<b>20,273</b>



# 1994-95

## Season Highlights

Final Record: 43-39

Finished: 4th Place in Division

Head Coach: Mike Fratello


Cavaliers moved to Quicken Loans Arena, winning 26 games at home...Cleveland unveiled new uniforms on Aug. 31...season was Mark Price's last...Larry Nance announced retirement, prior to start of season on Sept. 27...Cavaliers tied their then franchise record for consecutive victories with 11 (Dec. 9 to Dec. 30)...Mark Fratello was named Coach of the Month for December...Tyrone Hill was named an All-Star...Cavaliers lost in the first round of the playoffs (3-1) to New York...Price finished second in the league with a .914 free throw percentage...Hill finished fifth in the NBA in rebounds (10.9).

## Final Statistics

1994-95 PLAYER	G	MIN	Field Goals			3-Point FG			Free Throws			Rebounds			AST	PF	DQ	STL	BLK	PTS	AVG	HI
			FGM	FGA	PCT	FGM	FGA	PCT	FTM	FTA	PCT	OFF	DEF	REB								
Price	48	1375	253	612	.413	103	253	.407	148	162	.914	25	87	112	335	50	0	35	4	757	15.8	36
Hill	70	2397	350	694	.504	0	1	.000	263	397	.662	269	496	765	55	245	4	55	41	963	13.8	29
Brandon	67	1961	341	762	.448	48	121	.397	159	186	.855	35	151	186	363	118	0	107	14	889	13.3	31
Williams	74	2641	366	810	.452	1	5	.200	196	286	.685	173	334	507	192	211	2	83	101	929	12.6	24
Mills	80	2814	359	855	.420	94	240	.392	174	213	.817	99	267	366	154	242	2	59	35	986	12.3	26
Phills	80	2500	338	816	.414	19	55	.345	183	235	.779	90	175	265	180	206	0	115	25	878	11.0	24
Ferry	82	1290	223	500	.446	94	233	.403	74	84	.881	30	113	143	96	131	0	27	22	614	7.5	24
Campbell	78	1128	161	392	.411	15	42	.357	132	159	.830	60	93	153	69	122	0	32	8	469	6.0	23
Cage	82	2040	177	340	.521	0	2	.000	53	88	.602	203	361	564	56	149	1	61	67	407	5.0	15
Battle	28	280	43	114	.377	11	31	.355	19	26	.731	3	8	11	37	28	0	8	1	116	4.1	17
Roberts	21	223	28	72	.389	4	11	.364	20	26	.769	13	21	34	8	26	1	6	3	80	3.8	14
Bennett	4	18	6	11	.545	0	2	.000	3	4	.750	0	1	1	3	3	0	4	0	15	3.8	6
Colter	57	752	67	169	.396	8	35	.229	54	71	.761	13	46	59	101	53	0	30	6	196	3.4	16
Dreiling	58	483	42	102	.412	0	0	---	26	41	.634	32	84	116	22	108	1	6	22	110	1.9	11
Madkins	7	28	2	6	.333	1	2	.500	3	4	.750	0	0	0	1	2	0	2	0	8	1.1	7
Cavaliers	82	19930	2756	6255	.441	398	1033	.385	1507	1982	.760	1045	2237	3282	1672	1694	11	630	349	7417	90.5	123
Opponents	82	19930	2803	6083	.461	396	1108	.357	1364	1801	.757	851	2246	3097	1812	1770	14	556	433	7366	89.8	116

## Season Leaders (min. 50 games)

Scoring Leaders			Rebounding Leaders			Assist Leaders		
1	Tyrone Hill	13.8 ppg	1	Tyrone Hill	10.9 rpg	1	Terrell Brandon	5.4 apg
2	Terrell Brandon	13.3 ppg	2	Michael Cage	6.9 rpg	2	John Williams	2.6 apg
3	John Williams	12.6 ppg	3	John Williams	6.9 rpg	3	Bobby Phills	2.3 apg



**1994-95 Top Row (Left to Right):** Gary Fitzsimmons (Player Personnel Director), Jim Boylan (Assistant Coach), Ron Rothstein (Assistant Coach), Sydney Lowe (Assistant Coach), Fred Roberts, Brad Daugherty, Greg Dreiling, John Williams, Tyrone Hill, Michael Cage, Danny Ferry, Gary Briggs (Head Trainer), Tom Chestnut (President), Dick Watson (Chief Legal Counsel)  
**Bottom Row (Left to Right):** Gerald Wilkins, Chris Mills, Terrell Brandon, Bobby Phills, Wayne Embry (General Manager), George Gund, Gordon Gund (Owner), Mike Fratello (Head Coach), Tony Campbell, John Battle, Mark Price, Steve Colter

# 1994-95

## Cleveland Cavaliers Results

Date	Opponent	W/L	Cle	Opp	Record	Cavaliers High Scorer	Opponent High Scorer	Attend.
11/5	@ Charlotte	W	115	107	1-0	Price 27	Burrell 21	23,698
11/8	Houston	L	98	100	1-1	Brandon 19	Olajuwon 21	<b>20,562</b>
11/10	Milwaukee	W	108	88	2-1	Price 18	Newman 30	19,203
11/12	Indiana	L	86	93	2-2	Price 15	Miller 23	20,401
11/15	Charlotte (OT)	W	89	86	3-2	Hill 22	Mourning 23	19,959
11/17	@ Portland	W	81	80	4-2	Price 30	Robinson 24	12,888
11/18	@ L.A. Lakers	L	80	82	4-3	Williams 16	Van Exel 22	10,177
11/20	@ Sacramento	L	88	96	4-4	Hill 17	Grant 18	17,317
11/22	Minnesota	W	112	79	5-4	Price 17	Laethner 14	19,125
11/23	@ Miami	L	87	100	5-5	Mills/Price 17	Rice 30	14,498
11/25	Washington @ Baltimore	W	96	94	6-5	Hill 25	MacLean 21	12,756
11/26	Golden State	W	101	87	7-5	Price 31	Gatling 13	<b>20,562</b>
11/30	L.A. Lakers	W	117	79	8-5	Brandon/Campbell/Price 16	Divac 14	19,014
12/1	@ Milwaukee	W	93	87	9-5	Price 17	Day 34	13,648
12/3	Philadelphia	L	78	83	9-6	Price 18	Weatherspoon 23	20,089
12/6	Orlando	L	97	114	9-7	Brandon/Williams 14	O'Neal/Anderson 26	<b>20,562</b>
12/7	@ Orlando	L	75	90	9-8	Mills 14	O'Neal 33	16,010
12/9	@ Boston	W	96	89	10-8	Williams 20	D. Wilkins 27	14,890
12/10	Detroit	W	87	79	11-8	Mills 17	Houston 28	19,129
12/13	Indiana	W	90	83	12-8	Mills 17	Smits 26	19,191
12/14	@ New Jersey (2OT)	W	95	88	13-8	Williams 20	Coleman 26	9,027
12/16	@ Philadelphia	W	84	80	14-8	Brandon 15	Barros 30	9,830
12/19	@ Chicago	W	77	63	15-8	Williams 18	Pippen 14	22,301
12/22	@ New York	W	93	90	16-8	Phills 24	Oakley 19	19,763
12/23	New Jersey	W	80	75	17-8	Hill 18	Anderson 18	<b>20,562</b>
12/26	Boston	W	123	102	18-8	Price 36	Douglas 19	<b>20,562</b>
12/28	Washington	W	91	75	19-8	Phills 22	Cheaney 16	<b>20,562</b>
12/30	Atlanta	W	87	85	20-8	Price 30	Ehio 20	<b>20,562</b>
1/4	Seattle	L	85	116	20-9	Williams 17	Payton 32	<b>20,562</b>
1/6	New York	L	93	103	20-10	Hill 26	Starks 23	<b>20,562</b>
1/7	Chicago	W	92	78	21-10	Brandon 24	Armstrong 17	<b>20,562</b>
1/10	Charlotte (OT)	L	108	116	21-11	Hill 23	Mourning 25	<b>20,562</b>
1/12	@ Phoenix	W	107	96	22-11	Brandon 30	Manning 33	19,023
1/14	@ Golden State (OT)	W	103	97	23-11	Hill 20	Sprewell 22	15,025
1/17	Seattle @ Tacoma	L	91	115	23-12	Brandon 20	Schrempf 21	12,914
1/18	@ L.A. Clippers	L	83	92	23-13	Mills 19	Sealy 20	6,695
1/20	@ Utah	L	84	94	23-14	Brandon 24	Malone 28	19,911
1/21	@ Denver (2OT)	W	101	100	24-14	Mills 20	Abdul-Rauf 21	17,171
1/23	L.A. Clippers	W	90	68	25-14	Hill 23	Sealy 12	20,187
1/26	@ Atlanta	W	77	68	26-14	Hill/Mills 14	Blaylock 22	10,760
1/27	Portland	L	77	87	26-15	Williams 14	Drexler 20	<b>20,562</b>
1/30	Phoenix	L	82	89	26-16	Brandon 20	Barkley 20	<b>20,562</b>
2/1	@ Indiana	L	82	101	26-17	Williams 14	Smits 19	13,972
2/2	@ Detroit	L	83	85	26-18	Brandon 15	Hill 22	13,286
2/4	Indiana	W	82	73	27-18	Williams 19	Miller 19	<b>20,562</b>
2/7	Philadelphia	W	90	84	28-18	Hill/Williams 16	Weatherspoon 20	20,130
2/8	@ Boston	L	67	75	28-19	Brandon 19	Radja 18	14,890
2/15	Orlando (OT)	W	100	99	29-19	Brandon 31	O'Neal 26	<b>20,562</b>
2/16	@ Milwaukee	W	106	85	30-19	Mills 23	Robinson 22	13,498
2/18	@ New Jersey	W	82	75	31-19	Mills 23	Gilliam/Morris 12	15,652
2/20	Miami	L	96	103	31-20	Williams 20	Rice 36	<b>20,562</b>
2/21	@ New York	W	99	91	32-20	Ferry 20	Ewing 35	19,763
2/25	New Jersey	W	105	102	33-20	Ferry 24	Morris 31	<b>20,562</b>
2/27	@ Houston	L	78	86	33-21	Brandon 26	Olajuwon 20	14,253
2/28	@ San Antonio	L	83	100	33-22	Brandon 17	Robinson 18	15,546
3/2	@ Dallas	L	84	90	33-23	Mills 16	Kidd/Harris/Tarpley 18	12,194
3/4	New York	L	76	89	33-24	Williams 20	Starks 29	<b>20,562</b>
3/7	Detroit	W	89	81	34-24	C. Mills 24	T. Mills 26	<b>20,562</b>
3/9	San Antonio	L	98	100	34-25	Brandon 24	Robinson 26	<b>20,562</b>
3/10	@ Chicago	L	76	99	34-26	Hill 13	Kukoc 19	22,362
3/12	@ Philadelphia	W	92	72	35-26	Brandon/Ferry/Mills 14	Wright 13	10,221
3/16	Utah	W	93	85	36-26	Phills 24	Malone 21	<b>20,562</b>
3/17	@ Minnesota	L	77	80	36-27	Price 18	Laethner 22	14,222
3/19	@ Washington	L	90	96	36-28	Price 16	Webber/Overton 23	17,110
3/20	Dallas (2OT)	L	100	102	36-29	Hill 29	Mashburn 28	<b>20,562</b>
3/22	Sacramento	W	101	89	37-29	Price 23	Richmond 19	<b>20,562</b>
3/24	Atlanta	W	75	74	38-29	Hill 24	Blaylock 20	<b>20,562</b>
3/25	@ Charlotte	L	97	105	38-30	Mills 26	Mourning 23	23,698
3/29	@ Indiana	L	96	107	38-31	Mills 22	Miller 22	16,619
3/31	Washington	W	98	88	39-31	Mills 24	Webber 27	<b>20,562</b>
4/2	Denver	L	101	104	39-32	Price 21	Abdul-Rauf 32	<b>20,562</b>
4/4	Boston	L	92	97	39-33	Phills 17	Douglas 24	<b>20,562</b>
4/5	@ Atlanta	L	87	96	39-34	Williams 14	Long/Lang/Smith 18	12,539
4/7	@ Chicago	L	88	97	39-35	Phills 22	Jordan 28	23,664
4/9	Chicago	W	79	78	40-35	Price 20	Jordan 21	<b>20,562</b>
4/11	@ Orlando	L	90	107	40-36	Hill 24	O'Neal 30	16,010
4/13	@ Miami	L	84	85	40-37	Price 20	Rice 22	14,311
4/14	Atlanta	W	83	70	41-37	Hill/Williams 16	Lang 15	<b>20,562</b>
4/18	@ Detroit	L	76	85	41-38	Phills 17	Hill 26	17,203
4/19	Miami	W	90	79	42-38	Hill 21	Rice 19	<b>20,562</b>
4/21	Milwaukee	W	103	82	43-38	Williams 24	Murdock 24	<b>20,562</b>
4/23	@ Charlotte	L	72	97	43-39	Phills 13	Mourning 26	23,698



# 1995-96

## Season Highlights

**Final Record:** 47-35

**Finished:** 3rd Place in Division

**Head Coach:** Mike Fratello


Cavaliers finished with a winning record and made the playoffs for the fifth consecutive season...swept by New York in the first round of the playoffs...acquired Dan Majerle, Antonio Lang and a future first-round pick in exchange for John Williams...Terrell Brandon ranked third in the league in free throw percentage (.887) and Bobby Phills ranked seventh in three-point field goal percentage (.441)...Brandon was named an All-Star for the first time...Mike Fratello was named Coach of the Month for December after going 9-4...Brandon was named Player of the Week for week ending Dec. 3...Bob Sura represented Cleveland in the Schick Rookie Challenge...Phills was named All-Defensive Second Team.

## Final Statistics

1995-96	Field Goals					3-Point FG			Free Throws			Rebounds											
Player	G	MIN	FG	FGA	PCT	FG	FGA	PCT	FT	FTA	PCT	OFF	DEF	REB	AST	PF	DQ	STL	BLK	PTS	AVG	HI	
Brandon	75	2570	510	1096	.465	91	235	.387	338	381	.887	47	201	248	487	146	1	132	33	1449	19.3	32	
Mills	80	3060	454	971	.468	79	210	.376	218	263	.829	112	331	443	188	241	1	73	52	1205	15.1	30	
Phills	72	2530	386	826	.467	93	211	.441	186	240	.775	62	199	261	271	192	3	102	27	1051	14.6	43	
Ferry	82	2680	422	919	.459	143	363	.394	103	134	.769	71	238	309	191	233	3	57	37	1090	13.3	32	
Majerle	82	2367	303	748	.405	146	414	.353	120	169	.710	70	235	305	214	131	0	81	34	872	10.6	25	
Hill	44	929	130	254	.512	0	0	---	81	135	.600	94	150	244	33	144	3	31	20	341	7.8	19	
Cage	82	2631	220	396	.556	0	1	.000	50	92	.543	288	441	729	53	215	0	87	79	490	6.0	20	
Sura	79	1150	148	360	.411	27	78	.346	99	141	.702	34	101	135	233	126	1	56	21	422	5.3	19	
Miner	19	136	23	52	.442	2	10	.200	13	13	1.000	4	8	12	8	23	1	0	0	61	3.2	13	
Crotty	58	617	51	114	.447	8	27	.296	62	72	.861	20	34	54	102	60	0	22	6	172	3.0	19	
Lang	41	367	41	77	.532	0	2	.000	34	47	.723	17	36	53	12	61	0	14	12	116	2.8	14	
Amaechi	28	357	29	70	.414	0	0	---	19	33	.576	13	39	52	9	49	1	6	11	77	2.8	11	
Marshall	34	208	24	68	.353	7	30	.233	22	35	.629	9	17	26	7	26	0	8	2	77	2.3	9	
Courtney	23	200	15	35	.429	0	0	---	8	18	.444	24	25	49	9	35	0	5	6	38	1.7	5	
Johnson	11	28	5	12	.417	0	1	.000	2	2	1.000	2	0	2	1	3	0	0	0	12	1.1	2	
Cavaliers	82	19830	2761	5998	.460	596	1502	.377	1355	1775	.763	867	2055	2922	1818	1685	14	674	340	7473	91.1	124	
Opponents	82	19830	2674	5787	.462	513	1322	.388	1400	1844	.759	874	2167	3041	1818	1667	9	504	336	7261	88.5	121	

## Season Leaders (min. 50 games)

Scoring Leaders			Rebounding Leaders			Assist Leaders		
1	Terrell Brandon	19.3 ppg	1	Michael Cage	8.9 rpg	1	Terrell Brandon	6.5 apg
2	Chris Mills	15.1 ppg	2	Chris Mills	5.5 rpg	2	Bobby Phills	3.8 apg
3	Bobby Phills	14.6 ppg	3	Danny Ferry	3.8 rpg	3	Bobby Sura	2.9 apg



**1995-96 Top Row (Left to Right):** Gary Fitzsimmons (Player Personnel Director), Ron Rothstein (Assistant Coach), Sidney Lowe (Assistant Coach), Jim Boylan (Assistant Coach), Donny Marshall, Michael Cage, Danny Ferry, Brad Daugherty, Tyrone Hill, John Amaechi, Antonio Lang, Gary Briggs (Head Trainer), Rich Dalaty (Strength Trainer), Brain Sifferlin (Assistant Trainer), John Graham (Board of Directors), Dick Watson (Chief Legal Counsel)  
**Bottom Row (Left to Right):** Dan Majerle, Bob Sura, Terrell Brandon, Harold Miner, Mike Fratello (Head Coach), Gordon Gund (Owner), Wayne Embry (General Manager), Darryl Johnson, John Crotty, Chris Mills, Bobby Phills

# 1995-96

## Cleveland Cavaliers Results

Date	Opponent	W/L	Cle	Opp	Record	Cavaliers High Scorer	Opponent High Scorer	Attend.
11/3	@ Orlando	L	88	99	0-1	Mills 15	Hardaway 28	17,248
11/4	@ Miami	L	71	85	0-2	Hill 13	Danilovic 16	15,200
11/7	Indiana	L	101	104	0-3	Brandon 20	Miller 25	17,218
11/9	Chicago	L	88	106	0-4	Phills 26	Jordan 29	<b>20,562</b>
11/10	@ Detroit	L	80	100	0-5	Sura 15	Hill 28	16,489
11/12	San Antonio	L	81	84	0-6	Ferry 18	Robinson 18	15,137
11/15	@ Chicago	L	94	113	0-7	Brandon 22	Pippen 27	23,257
11/17	@ Philadelphia	W	114	82	1-7	Majerle 21	Wright 17	12,679
11/18	Detroit	W	93	90	2-7	Brandon 27	Hill 24	17,043
11/22	New York	L	84	94	2-8	Ferry 21	Ewing 26	16,710
11/24	@ Indiana	W	100	93	3-8	Brandon 24	Miller 27	16,647
11/25	Milwaukee	W	89	87	4-8	Phills 19	Robinson 24	17,357
11/28	Toronto	W	93	89	5-8	Brandon 25	Stoudamire 18	15,188
11/30	@ Washington	W	97	85	6-8	Brandon 29	Webber 22	11,226
12/2	@ New Jersey	L	78	79	6-9	Mills 17	Williams 17	10,406
12/3	Dallas (OT)	W	108	107	7-9	Brandon 27	Mashburn 28	16,673
12/6	@ Charlotte	L	82	94	7-10	Brandon 22	Rice 25	24,042
12/8	Philadelphia	W	113	85	8-10	Phills 32	Coleman 27	17,118
12/9	New Jersey	L	73	85	8-11	Ferry 18	Childs 17	16,251
12/12	L.A. Clippers	W	97	86	9-11	Brandon 23	Murray 17	14,756
12/15	@ Minnesota	W	100	88	10-11	Mills 26	Laettner 22	10,722
12/17	Denver	W	92	79	11-11	Brandon/Majerle 20	MacLean 26	14,935
12/19	Minnesota	W	100	95	12-11	Brandon 32	Laettner 19	14,304
12/21	Utah	L	87	89	12-12	Mills/Phills 24	K. Malone 21	16,412
12/23	Indiana	W	97	96	13-12	Mills 27	Jackson 21	18,264
12/28	@ New York	W	86	76	14-12	Phills 28	Davis 20	19,763
12/30	Portland (2 OT)	W	124	121	15-12	Phills 43	Strickland 22	20,173
1/2	@ Washington	W	108	100	16-12	Brandon 27	Wallace 20	13,452
1/5	@ Boston	L	77	93	16-13	Brandon 22	Radja 20	18,028
1/6	Orlando	W	105	94	17-13	Mills 23	Scott 27	<b>20,562</b>
1/8	Washington	W	109	91	18-13	Phills 25	Howard 23	17,250
1/10	@ San Antonio	L	86	92	18-14	Cage 20	Elliott 26	12,150
1/12	@ Denver	L	83	90	18-15	Phills 17	Ellis 20	16,670
1/14	@ Phoenix	W	89	74	19-15	Majerle 20	Finley 20	19,023
1/16	@ Seattle	L	90	99	19-16	Brandon 24	Kemp 31	17,072
1/18	@ Vancouver	W	98	90	20-16	Brandon 29	Anthony 27	16,805
1/20	@ L.A. Lakers	W	93	82	21-16	Brandon/Ferry 19	Van Exel 17	15,380
1/21	@ Portland	L	81	88	21-17	Ferry 29	Robinson 22	20,480
1/23	Atlanta	L	72	84	21-18	Brandon/Ferry 17	Blaylock 23	16,503
1/24	@ Philadelphia	W	91	88	22-18	Mills 22	Weatherspoon 25	8,429
1/27	Miami	L	85	102	22-19	Mills 18	Chapman 29	<b>20,562</b>
1/29	@ Charlotte	L	86	88	22-20	Brandon 22	Johnson 20	24,042
1/31	Milwaukee	W	81	71	23-20	Brandon 23	Robinson 21	16,187
2/2	Phoenix	W	107	85	24-20	Mills 23	Johnson/Barkley 15	<b>20,562</b>
2/8	@ Milwaukee	W	111	88	25-20	Brandon 23	Robinson 22	17,979
2/6	Boston	W	91	73	26-20	Phills 21	Day 14	15,778
2/13	Charlotte	W	110	100	27-20	Ferry 31	Curry 25	17,771
2/15	Toronto @ Hamilton	W	95	76	28-20	Brandon 20	Anderson 17	17,242
2/17	Philadelphia	W	97	82	29-20	Brandon 25	Maxwell 26	20,367
2/19	Miami	W	73	70	30-20	Brandon 27	Mouming 20	18,119
2/20	@ Chicago	L	76	102	30-21	Brandon 21	Harper 22	23,604
2/22	Houston	L	80	86	30-22	Brandon 28	Horry 27	19,456
2/24	New Jersey	W	103	74	31-22	Ferry 23	Gilliam/Williams 15	18,623
2/27	Golden State	W	92	80	32-22	Ferry 24	Spewell 20	15,546
2/29	@ Milwaukee	W	95	86	33-22	Crotty 19	Baker 17	14,111
3/1	@ Atlanta	L	68	74	33-23	Mills 26	Blaylock 18	12,342
3/3	Toronto	L	89	100	33-24	Mills 24	Murray 29	18,409
3/5	Seattle (2 OT)	L	101	107	33-25	Majerle 24	Payton 24	17,260
3/7	Atlanta	L	72	83	33-26	Majerle 24	Laettner 22	15,780
3/8	@ Boston	W	96	91	34-26	Mills 22	Wesley 21	18,308
3/10	@ Miami	L	81	88	34-27	Sura 18	Hardaway 21	15,200
3/14	Boston	W	98	73	35-27	Mills 30	Wesley 16	16,471
3/15	@ Detroit	L	69	80	35-28	Brandon 22	Houston 22	20,135
3/17	Sacramento	W	115	84	36-28	Brandon 26	Richmond 18	17,821
3/19	@ Dallas	W	81	72	37-28	Ferry 24	McCloud 18	17,121
3/21	@ Houston	W	98	85	38-28	Brandon 27	Moore 17	16,285
3/22	@ Utah	L	75	88	38-29	Brandon 22	Malone 27	19,911
3/24	Vancouver	W	90	85	39-29	Ferry 22	King 20	18,108
3/26	Washington	L	89	96	39-30	Brandon/Mills 20	Howard 21	18,049
3/28	@ L.A. Clippers	W	83	81	40-30	Brandon/Phills 17	Barry 20	11,124
3/30	@ Golden State	W	90	64	41-30	Brandon 20	Kersey 11	15,025
3/31	@ Sacramento (OT)	L	100	105	41-31	Brandon 20	Grant 32	17,317
4/3	L.A. Lakers	W	105	89	42-31	Brandon 23	Johnson 26	<b>20,562</b>
4/4	@ Toronto	W	98	77	43-31	Brandon/Majerle 19	Whitfield 16	21,173
4/6	Charlotte	L	89	93	43-32	Majerle 21	Anderson/Johnson 20	<b>20,562</b>
4/10	@ Orlando	L	104	116	43-33	Majerle 25	O'Neal 39	17,248
4/11	@ New York	W	101	97	44-33	Ferry 32	Ewing 29	19,763
4/14	Chicago	L	72	98	44-34	Brandon 21	Jordan 32	<b>20,562</b>
4/16	@ Atlanta	W	80	77	45-34	Brandon 25	Smith 22	11,615
4/18	New York	W	92	77	46-34	Brandon 20	Ewing 18	<b>20,562</b>
4/20	Detroit	W	75	73	47-34	Phills 21	Houston 26	<b>20,562</b>
4/21	@ Indiana	L	88	89	47-35	Majerle 15	Ferrell 14	16,708

# 1996-97

## Season Highlights

**Final Record:** 42-40

**Finished:** 5th Place in Division

**Head Coach:** Mike Fratello


Cavaliers missed the playoffs after five consecutive trips...drafted Vitaly Potapenko (No. 12), Zydrunas Ilgauskas (No. 20) and Reggie Geary (No. 56) in the 1996 NBA Draft...on July 22, Daugherty officially announced his retirement...Ilgauskas underwent season-ending surgery on Oct. 16 on his right foot...Terrell Brandon was named Player of the Week for week ending Dec. 22...Cleveland hosted 1997 NBA All-Star Weekend...Brandon made the All-Star team for a second consecutive season...Potapenko was selected for the Schick Rookie Challenge...Bob Sura entered the Nestle Crunch Slam Dunk contest...on June 2, Brandon was named winner of the NBA Sportsmanship Award...Tyrone Hill ranked second in the league in field goal percentage (.600) and 10th in rebounding (9.9).

## Final Statistics

1996-97	Field Goals					3-Point FG			Free Throws			Rebounds												
PLAYER	G	MIN	FG	FGA	PCT	FG	FGA	PCT	FT	FTA	PCT	OFF	DEF	REB	AST	PF	DQ	STL	BLK	PTS	AVG	HI		
Brandon	78	2868	575	1313	.438	101	271	.373	268	297	.902	48	253	301	490	177	1	138	30	1519	19.5	33		
Mills	80	3167	405	894	.453	86	220	.391	176	209	.842	118	379	497	198	222	1	86	41	1072	13.4	25		
Hill	74	2582	357	595	.600	0	1	.000	241	381	.633	259	477	736	92	268	6	63	30	955	12.9	26		
Phills	69	2375	328	766	.428	85	216	.394	125	174	.718	63	182	245	233	174	1	113	21	866	12.6	27		
Ferry	82	2633	341	794	.429	114	284	.401	74	87	.851	82	255	337	151	245	1	56	32	870	10.6	23		
Sura	82	2269	253	587	.431	53	164	.323	196	319	.614	76	232	308	390	218	3	90	33	755	9.2	23		
Potapenko	80	1238	186	423	.440	1	2	.500	92	125	.736	105	112	217	40	216	3	26	34	465	5.8	22		
West	70	959	100	180	.556	0	0	---	27	56	.482	69	117	186	19	142	0	11	55	227	3.2	16		
Marshall	56	548	52	160	.325	33	87	.379	38	54	.704	22	48	70	24	60	0	24	3	175	3.1	17		
Lang	64	843	68	162	.420	0	6	.000	35	48	.729	52	75	127	33	111	0	33	30	171	2.7	14		
Geary	39	246	22	58	.379	8	21	.381	5	11	.455	4	11	15	36	36	0	13	2	57	1.5	11		
Scott	16	50	8	16	.500	0	0	---	4	11	.364	8	8	16	0	6	0	0	3	20	1.3	5		
Thomas	19	77	9	24	.375	2	12	.167	1	1	1.000	3	10	13	8	7	0	2	1	21	1.1	5		
Cavaliers	82	19855	2704	5972	.453	483	1284	.376	1282	1773	.723	909	2159	3068	1714	1882	16	655	315	7173	87.5	125		
Opponents	82	19855	2488	5638	.441	459	1230	.373	1587	2138	.742	845	2186	3031	1647	1748	16	549	350	7022	85.6	118		

## Season Leaders (min. 50 games)

Scoring Leaders			Rebounding Leaders			Assist Leaders		
1	Terrell Brandon	19.5 ppg	1	Tyrone Hill	9.9 rpg	1	Terrell Brandon	6.3 apg
2	Chris Mills	13.4 ppg	2	Chris Mills	6.2 rpg	2	Bobby Sura	4.8 apg
3	Tyrone Hill	12.9 ppg	3	Danny Ferry	4.1 rpg	3	Bobby Phills	3.4 apg



**1996-97** Top Row (Left to Right): Ron Rothstein (Assistant Coach), Sidney Lowe (Assistant Coach), Jim Boylan (Assistant Coach), Tyrone Hill, Shawnelle Scott, Danny Ferry, Mark West, Zydrunas Ilgauskas, Vitaly Potapenko, Gary Briggs (Head Trainer), Stan Kellers (Strength Trainer), Brain Sifferlin (Assistant Trainer), John Graham (Board of Directors), Dick Watson (Chief Legal Counsel)  
Bottom Row (Left to Right): Carl Thomas, Antonio Lang, Terrell Brandon, Bobby Phills, Wayne Embry (General Manager), Gordon Gund (Owner), Mike Fratello (Head Coach), Bob Sura, Donny Marshall, Reggie Geary, Chris Mills

# 1996-97

## Cleveland Cavaliers Results

Date	Opponent	W/L	Cle	Opp	Record	Cavaliers High Scorer	Opponent High Scorer	Attend.
11/1	@ New Jersey	W	90	77	1-0	Brandon 25	Gill 22	18,316
11/2	@ Washington (OT)	W	98	96	2-0	Brandon 31	Howard 21	18,756
11/5	San Antonio	L	68	74	2-1	Brandon 21	Elliott 17	15,587
11/8	Vancouver	W	88	72	3-1	Sura 15	Anthony 13	13,691
11/10	Denver	W	101	86	4-1	Ferry 20	Ellis 18	13,921
11/12	@ Atlanta	L	83	87	4-2	Brandon 25	Blaylock 39	7,385
11/13	Portland	W	81	70	5-2	Fery 15	Rider 15	13,757
11/15	@ Philadelphia	W	105	89	6-2	Phills 26	Weatherspoon/Coleman 19	12,901
11/16	Detroit	L	98	102	6-3	Brandon 25	Hill 27	17,808
11/19	Atlanta	W	73	63	7-3	Brandon 18	Laetner 26	14,182
11/21	@ Toronto	W	89	81	8-3	Mills 21	Stoudamire 24	16,835
11/24	Sacramento	W	103	74	9-3	Brandon 21	Richmond 23	13,786
11/27	@ Milwaukee	L	75	92	9-4	Hill 16	Baker/Robinson 22	14,189
11/30	Orlando	L	82	86	9-5	Brandon 20	Grant 21	19,351
12/3	Toronto	W	93	74	10-5	Brandon 18	Christie/Earl 16	13,494
12/4	@ Orlando	W	84	57	11-5	Brandon 22	Wilkins 10	17,248
12/6	@ Detroit	L	81	93	11-6	Brandon 17	Mills 23	17,806
12/8	L.A. Clippers	W	90	69	12-6	Brandon 30	Rogers 13	13,732
12/10	Miami	L	74	76	12-7	Mills 17	Hardaway 25	14,361
12/11	@ Washington	L	95	106	12-8	Brandon 28	Howard 25	11,275
12/13	Golden State	W	101	87	13-8	Sura 22	Spewell 22	15,410
12/14	@ Minnesota	W	101	93	14-8	Brandon 22	Gugliotta 21	14,873
12/18	New Jersey	W	99	81	15-8	Brandon 28	Kittles 20	13,533
12/20	Toronto	W	91	82	16-8	Hill 21	Rogers 18	14,624
12/22	Utah	W	100	94	17-8	Brandon 33	K. Malone 20	17,205
12/23	@ Orlando	L	84	89	17-9	Brandon/Hill 20	Seikaly 33	17,248
12/27	Milwaukee	W	94	86	18-9	Brandon 30	Baker 23	19,164
12/28	@ Chicago	L	97	102	18-10	Phills 17	Jordan 45	23,792
12/30	Minnesota	W	108	96	19-10	Brandon 31	J. Robinson 23	16,587
1/2	Phoenix	W	103	94	20-10	Mills 20	Johnson 25	15,272
1/4	Indiana	W	99	91	21-10	Brandon 32	Miller 20	17,852
1/7	@ Indiana	L	90	95	21-11	Brandon 26	Davis 21	14,723
1/8	Houston	L	78	81	21-12	Brandon 26	Elie 26	<b>20,562</b>
1/11	Washington	L	85	98	21-13	Brandon 19	Strickland 20	19,103
1/13	Atlanta	L	79	93	21-14	Brandon 21	Laetner 25	14,565
1/16	@ Denver (OT)	L	87	88	21-15	Polapenko 16	Ellis 27	8,072
1/17	@ Seattle	L	84	96	21-16	Mills 21	Kemp 27	17,072
1/19	@ L.A. Clippers (2OT)	W	107	102	22-16	Phills 25	Vaught 21	7,118
1/20	@ Utah	L	74	94	22-17	Phills 17	K. Malone 32	19,911
1/23	Chicago	L	71	87	22-18	Brandon 21	Jordan 32	<b>20,562</b>
1/25	Charlotte	W	106	73	23-18	Brandon 21	Rice 18	18,547
1/28	@ New Jersey	W	84	62	24-18	Brandon 18	Gill 19	11,283
1/29	New York	L	65	75	24-19	Brandon 24	Starks 24	18,062
2/1	Miami	L	66	71	24-20	Brandon 15	Mourning 15	19,974
2/2	@ Miami	L	76	80	24-21	Brandon 16	Hardaway 20	14,556
2/4	@ Milwaukee	W	79	78	25-21	Brandon 23	Ferry 16	13,703
2/5	@ Toronto	L	84	89	25-22	Brandon 25	Williams 26	16,520
2/11	Philadelphia	W	105	94	26-22	Hill/Mills 22	Iverson 21	15,516
2/12	@ Indiana	W	83	75	27-22	Brandon 22	Miller 22	13,319
2/17	New Jersey	W	108	101	28-22	Brandon 22	Gill/Kittles 30	15,801
2/19	@ L.A. Lakers	W	103	84	29-22	Brandon 30	Campbell 23	16,402
2/21	@ Phoenix	L	88	94	29-23	Sura 23	Ceballos/Johnson 20	19,023
2/23	@ Vancouver	W	91	84	30-23	Phills 23	Reeves 26	15,536
2/25	Seattle	L	66	72	30-24	Phills 15	Hawkins 16	18,725
2/27	Chicago	W	73	70	31-24	Brandon 23	Jordan 23	<b>20,562</b>
3/1	Boston	W	99	81	32-24	Brandon 19	Walker 21	19,157
3/2	@ New York	L	82	90	32-25	Phills 24	Houston 28	19,763
3/4	@ Atlanta	L	88	93	32-26	Hill 18	Corbin/Laetner 21	15,404
3/5	Indiana	W	85	78	33-26	Ferry 19	Miller 25	17,097
3/8	Milwaukee	L	82	90	33-27	Brandon 25	Baker 25	17,906
3/11	@ Sacramento	W	88	85	34-27	Mills 21	Richmond 29	17,317
3/13	@ Golden State (OT)	L	95	101	34-28	Ferry 21	Marshall 30	13,608
3/14	@ Portland	L	73	96	34-29	Phills 15	Sabonis/Anderson 20	21,361
3/17	Detroit	W	85	82	35-29	Hill 26	Thorpe 20	17,648
3/19	@ Charlotte	L	72	90	35-30	Ferry/Phills 13	Rice 22	24,042
3/20	L.A. Lakers	L	76	89	35-31	Phills 27	Jones 25	18,818
3/22	@ Dallas	W	75	72	36-31	Hill 24	Finley 22	15,102
3/25	@ San Antonio	L	59	64	36-32	Hill 16	Maxwell/Johnson 10	18,631
3/27	@ Houston	L	89	107	36-33	Sura 16	Johnson 27	16,285
3/28	@ Miami	L	79	83	36-34	Mills 21	Mourning 23	15,200
3/30	Dallas	W	84	80	37-34	Brandon 19	Pack 23	15,376
4/1	New York	L	88	94	37-35	Brandon 31	Ewing 21	18,836
4/2	@ Boston	W	96	87	38-35	Mills 24	Walker 25	15,721
4/4	@ Chicago	L	71	84	38-36	Brandon/Hill 18	Jordan 22	23,955
4/7	Charlotte (OT)	L	105	110	38-37	Ferry 23	Rice 42	15,985
4/8	@ New York	W	93	73	39-37	Brandon 25	Ewing 17	19,763
4/11	@ Boston (OT)	L	101	103	39-38	Brandon 31	Day 30	15,779
4/12	Philadelphia	W	125	118	40-38	Mills 25	Iverson 50	20,009
4/14	@ Charlotte	L	82	94	40-39	Brandon/Sura 20	Rice 25	24,042
4/16	Orlando	W	78	63	41-39	Hill/Mills 19	Grant 14	16,363
4/18	@ Detroit	W	82	75	42-39	Brandon 23	G. Hill/T. Mills 14	21,454
4/20	Washington	L	81	85	42-40	Brandon 28	Webber 23	20,193

# 1997-98

## Season Highlights

**Final Record:** 47-35

**Finished:** 5th Place in Division

**Head Coach:** Mike Fratello


Cavaliers made the playoffs after a one-year hiatus, losing to Indiana in four games...Cleveland selected Derek Anderson (No. 13), Brevin Knight (No. 16) and Cedric Henderson (No. 45) in the 1997 NBA Draft...on Sept. 25, Cavaliers acquired Shawn Kemp from Seattle in a three-way trade...on Oct. 1, Wesley Person and Tony Dumas were acquired in a three-way trade with Seattle...Person was named Player of the Week for week ending Dec. 7...Kemp was named a starter in the 1998 NBA All-Star Game, the first Cavalier in franchise history to be named a starter...four rookies [Anderson (second team), Ilgauskas (first team), Henderson (second team) and Knight (first team)] were named to the All-Rookie Team and participated in the Schick Rookie Challenge...Ilgauskas was named Most Valuable Player of the Rookie Challenge...Knight finished second in the league in steals (2.45)...Wayne Embry was named Sporting News NBA Executive of the Year for 1997-98.

## Final Statistics

1997-98	Field Goals					3-Point FG			Free Throws			Rebounds										PTS	AVG	HI
PLAYER	G	MIN	FGM	FGA	PCT	FGM	FGA	PCT	FTM	FTA	PCT	OFF	DEF	REB	AST	PF	DQ	STL	BLK	PTS	AVG	HI		
Kemp	80	2769	518	1164	.445	2	8	.250	404	556	.727	219	526	745	197	310	15	108	90	1442	18.0	31		
Person	82	3198	440	957	.460	192	447	.430	132	170	.776	65	298	363	188	108	0	129	49	1204	14.7	33		
Ilgauskas	82	2379	454	876	.518	1	4	.250	230	302	.762	279	444	723	71	288	4	52	135	1139	13.9	32		
Anderson	66	1839	239	586	.408	17	84	.202	275	315	.873	55	132	187	227	136	0	86	13	770	11.7	30		
Henderson	82	2527	348	725	.480	0	4	.000	136	190	.716	71	254	325	168	238	3	96	45	832	10.1	30		
Knight	80	2483	261	592	.441	0	7	.000	201	251	.801	67	186	253	656	271	5	196	18	723	9.0	22		
Potapenko	80	1412	234	488	.480	0	1	.000	102	144	.708	110	203	313	57	198	2	27	28	570	7.1	18		
Sura	46	942	87	231	.377	19	60	.317	74	131	.565	25	69	94	171	113	0	44	7	267	5.8	30		
Ferry	69	1034	113	286	.395	33	99	.333	32	40	.800	23	91	114	59	118	0	26	17	291	4.2	15		
Thomas (Tot)	43	426	56	140	.400	20	59	.339	16	25	.640	10	37	47	19	39	0	21	7	148	3.4	14		
Thomas (Cle)	29	272	27	70	.386	15	38	.395	8	13	.615	6	31	37	9	27	0	16	5	77	2.7	13		
James	28	166	24	59	.407	11	25	.440	21	22	.955	2	13	15	5	24	0	1	1	80	2.9	14		
Graham	6	56	7	12	.583	0	3	.000	2	2	1.000	0	1	1	6	7	0	1	0	16	2.7	10		
Butler	18	206	15	47	.319	1	6	.167	6	10	.600	6	16	22	18	26	0	8	0	37	2.1	11		
Dumas	7	47	6	12	.500	2	4	.500	0	3	.000	1	4	5	5	5	0	0	0	14	2.0	5		
Brooks	43	312	28	66	.424	5	11	.455	18	20	.900	6	24	30	49	25	0	18	3	79	1.8	10		
Scott	41	188	16	36	.444	0	0	---	12	18	.667	20	39	59	8	45	0	6	8	44	1.1	5		
Cavaliers	82	19830	2817	6207	.454	298	801	.372	1653	2187	.756	955	2331	3286	1894	1939	29	814	419	7585	92.5	122		
Opponents	82	19830	2689	6214	.433	341	992	.344	1642	2175	.755	948	2229	3177	1790	1904	21	707	455	7361	89.8	109		

## Season Leaders

Scoring Leaders			Rebounding Leaders			Assist Leaders		
1	Shawn Kemp	18.0 ppg	1	Shawn Kemp	9.3 rpg	1	Brevin Knight	8.2 apg
2	Wesley Person	14.7 ppg	2	Zydrunas Ilgauskas	8.8 rpg	2	Derek Anderson	3.4 apg
3	Zydrunas Ilgauskas	13.9 ppg	3	Wesley Person	4.4 rpg	3	Shawn Kemp	2.5 apg



**1997-98 Top Row (Left to Right):** Stan Kellers (Strength Trainer), Ron Rothstein (Assistant Coach), Sidney Lowe (Assistant Coach), Marc Iavaroni (Assistant Coach), Shawnelle Scott, Shawn Kemp, Henry James, Zydrunas Ilgauskas, Vitaly Potapenko, Danny Ferry, Garry Briggs (Head Trainer), Brian Sifferlin (Assistant Trainer), Jim Boland (President), John Graham (Board of Directors), Dick Watson (Chief Legal Counsel)  
**Bottom Row (Left to Right):** Wesley Person, Scott Brooks, Cedric Henderson, Derek Anderson, Wayne Embry (General Manager), Gordon Gund (Owner), Mike Fratello (Head Coach), Bob Sura, Brevin Knight, Carl Thomas, Mitchell Butler



# 1997-98

## Cleveland Cavaliers Results

Date	Opponent	W/L	Cle	Opp	Record	Cavaliers High Scorer	Opponent High Scorer	Attend.
10/31	@ Houston	L	86	94	0-1	Knight 18	Willis 20	16,285
11/1	@ San Antonio	L	80	83	0-2	Kemp 26	Robinson 22	24,793
11/4	Indiana	W	80	77	1-2	Kemp 18	Miller 21	20,132
11/7	@ Boston	W	96	92	2-2	Kemp 28	Walker 22	16,967
11/8	Atlanta (OT)	L	97	99	2-3	Kemp 28	Smith 21	14,356
11/11	Chicago	W	101	80	3-3	Kemp 21	Jordan 19	<b>20,562</b>
11/13	@ New Jersey	W	85	74	4-3	Ilgaukas/Person 20	Cassell 32	14,235
11/15	@ Chicago	L	70	79	4-4	Anderson 12	Jordan 27	23,906
11/16	New Jersey	L	72	77	4-5	Kemp/Person 14	Douglas 25	12,860
11/19	Orlando (OT)	L	93	96	4-6	Ilgaukas 21	Strong 20	13,404
11/21	@ Minnesota	W	103	80	5-6	Person 22	Carr 19	17,002
11/22	Washington	W	110	101	6-6	Person 31	Strickland 27	16,196
11/26	@ Philadelphia	W	95	89	7-6	Kemp/Person 18	Stackhouse 19	12,711
11/28	@ Charlotte	W	97	91	8-6	Person 33	Phills/Wesley 17	24,042
11/29	Boston	W	103	97	9-6	Kemp 18	Walker 24	19,349
12/3	@ Golden State	W	95	67	10-6	Person 24	Marshall 23	10,565
12/5	@ Vancouver	W	107	98	11-6	Person 30	Abdur-Rahim 27	15,558
12/7	@ L.A. Lakers	W	94	84	12-6	Person 22	Bryant 21	16,945
12/10	Denver	W	102	83	13-6	Person 18	Washington 19	15,353
12/11	@ Milwaukee	W	79	77	14-6	Person 27	Robinson 20	13,105
12/13	Charlotte	L	84	85	14-7	Kemp 25	Rice 32	18,361
12/16	Phoenix	W	103	90	15-7	Kemp 21	McDyess 21	13,511
12/17	@ Atlanta	L	83	94	15-8	Anderson/Kemp 20	Smith 23	16,956
12/19	New York	L	77	104	15-9	Anderson/Ilgaukas 16	Ewing 22	18,243
12/21	Utah	W	106	101	16-9	Kemp 24	Malone 24	19,178
12/23	Dallas	W	99	85	17-9	Anderson 24	Finley 29	14,309
12/26	@ Charlotte	L	88	96	17-10	Person 18	Rice 26	24,042
12/30	Miami	L	78	90	17-11	Kemp 15	Hardaway 29	18,962
1/2	@ Orlando	W	81	71	18-11	Kemp 17	Grant 17	17,248
1/3	New Jersey	W	95	81	19-11	Kemp 21	Gill 21	15,899
1/6	Houston	W	100	70	20-11	Anderson 19	Drexler 18	15,406
1/8	Seattle	L	84	109	20-12	Person 15	Baker/Payton 25	17,047
1/10	Toronto	L	93	102	20-13	Anderson 24	Stroudamire 34	17,864
1/12	@ Utah	L	99	106	20-14	Ilgaukas 26	Hornacek 23	19,911
1/13	@ Phoenix	W	102	84	21-14	Ilgaukas 23	Chapman 22	19,023
1/16	@ Denver	W	99	74	22-14	Anderson/Person 20	Jackson 28	10,216
1/17	@ Seattle	L	91	99	22-15	Henderson 23	Payton 28	17,072
1/20	Portland	L	84	86	22-16	Kemp 31	Rider 24	15,260
1/22	Sacramento	W	112	96	23-16	Kemp 29	Richmond 31	13,092
1/24	Philadelphia	W	111	92	24-16	Person 17	Ratiff 21	<b>20,562</b>
1/26	@ Miami	W	94	93	25-16	Ilgaukas 23	Hardaway 33	14,891
1/27	@ Dallas (OT)	L	77	84	25-17	Kemp 22	Finley 39	9,730
1/30	@ Indiana	L	83	89	25-18	Ilgaukas 25	Miller 24	16,717
1/31	Detroit	W	90	88	26-18	Ilgaukas 32	Hill 19	<b>20,562</b>
2/2	Minnesota	W	109	99	27-18	Henderson 24	Marbury 27	13,841
2/4	@ Washington	L	88	104	27-19	Ilgaukas 18	Murray 24	19,451
2/5	Atlanta	L	94	108	27-20	Ilgaukas 20	Corbin 23	15,914
2/10	Miami	L	81	91	27-21	Henderson 18	Mashburn 21	16,101
2/12	@ Toronto	W	103	94	28-21	Person 28	Christie 26	14,348
2/14	Milwaukee	L	93	99	28-22	Sura 30	Robinson 27	18,914
2/15	@ New York	L	91	102	28-23	Kemp 30	Houston 34	19,763
2/17	@ Philadelphia	L	97	98	28-24	Person 28	Iverson 27	13,187
2/20	@ New Jersey	W	109	95	29-24	Henderson/Kemp 27	Cassell 28	16,850
2/22	@ Milwaukee	L	71	79	29-25	Kemp 20	Robinson 29	17,536
2/23	@ Chicago	L	75	97	29-26	Ilgaukas 15	Jordan 17	23,902
2/25	Vancouver	W	106	101	30-26	Henderson 30	Reeves 29	13,701
2/27	@ Detroit	L	87	90	30-27	Kemp 26	J. Williams/B. Williams 17	22,076
3/1	Golden State	W	102	82	31-27	Kemp 28	Jackson 18	14,114
3/4	Toronto	W	122	88	32-27	Person 33	Christie 16	15,017
3/6	@ Orlando (OT)	L	89	91	32-28	Anderson 20	Anderson 25	17,248
3/8	@ Atlanta	L	96	101	32-29	Person 26	Smith 33	8,512
3/11	Milwaukee	W	95	83	33-29	Ilgaukas 18	Curry 16	14,294
3/12	@ Miami	L	74	97	33-30	Anderson 16	Mourning 13	15,063
3/14	New York (OT)	W	88	85	34-30	Kemp 22	Houston 18	<b>20,562</b>
3/17	@ Portland	W	96	82	35-30	Kemp/Knight 20	Sabonis 20	19,821
3/19	@ Sacramento	W	90	85	36-30	Kemp 19	Williamson 21	13,722
3/21	@ L.A. Clippers	W	100	79	37-30	Kemp 27	Taylor 17	12,323
3/24	San Antonio	L	85	86	37-31	Ilgaukas 21	Robinson 27	17,813
3/26	@ Toronto	W	97	96	38-31	Keimp 19	Christie 26	14,120
3/27	Detroit (OT)	W	88	87	39-31	Kemp 23	Stackhouse 26	19,105
3/29	Charlotte	W	97	82	40-31	Kemp 25	Geiger 27	19,764
3/31	Orlando	W	93	86	41-31	Sura 21	Strong 17	16,385
4/1	@ Detroit	W	92	90	42-31	Kemp 26	Hunter 17	17,846
4/3	L.A. Lakers	L	93	105	42-32	Anderson 30	O'Neal 26	<b>20,562</b>
4/5	L.A. Clippers	W	94	93	43-32	Kemp 25	Robinson 26	15,606
4/7	@ Indiana	L	80	82	43-33	Person 18	A. Davis 19	15,589
4/9	Chicago	W	91	85	44-33	Knight 22	Jordan 29	<b>20,562</b>
4/11	Philadelphia	W	106	95	45-33	Person 25	Iverson 32	17,235
4/14	Boston	W	95	86	46-33	Kemp 22	Walker 31	14,775
4/15	@ Washington	L	93	101	46-34	Ilgaukas 25	Murray 25	20,674
4/17	@ Boston	L	71	78	46-35	Ilgaukas 26	Walker 17	18,624
4/18	Indiana	W	96	92	47-35	Ilgaukas 26	Rose 26	19,896

# 1998-99

## Season Highlights

**Final Record:** 22-28

**Finished:** 7th Place in Division

**Head Coach:** Mike Fratello


On Sept. 17, Jim Paxson was named vice president of basketball operations...strike-shortened season...on Jan. 20, the NBA and National Basketball Players Association announced a signed Collective Bargaining Agreement...on Feb. 17, Zydrunas Ilgauskas was diagnosed with a season-ending fracture of the navicular bone in his left foot...Mike Fratello's final season as head coach...Brevin Knight finished in the top 10 in assists for the second consecutive season in seventh place with 7.7 assists per game.

## Final Statistics

1998-99 PLAYER	Field Goals					3-Point FG			Free Throws			Rebounds					PTS	AVG	HL
	G	MIN	FGM	FGA	PCT	FGM	FGA	PCT	FTM	FTA	PCT	OFF	DEF	REB	AST	PF	DO	STL	BLK
Kemp	42	1475	277	575	.482	1	2	.500	307	389	.789	131	257	388	101	159	2	48	45
Ilgauskas	5	171	29	57	.509	0	0	---	18	30	.600	17	27	44	4	24	1	4	7
Person	45	1342	198	437	.453	75	200	.375	32	53	.604	19	123	142	80	52	0	37	16
Anderson	38	978	125	314	.398	21	69	.304	138	165	.836	20	89	109	145	73	0	48	4
Knight	39	1186	134	315	.425	0	5	.000	105	141	.745	16	115	131	302	115	1	70	7
Henderson	50	1517	189	453	.417	2	12	.167	74	91	.813	45	152	197	113	136	2	58	24
Potapenko	17	467	55	126	.437	0	1	.000	33	49	.673	23	71	94	16	53	2	11	16
DeClercq (Tot)	47	1102	138	276	.500	0	0	---	95	141	.674	104	151	255	31	161	3	50	29
DeClercq (Cle)	33	844	110	219	.502	0	0	---	76	112	.679	71	121	192	21	110	2	37	20
Ferry	50	1058	141	296	.476	38	97	.392	29	33	.879	16	86	102	53	113	0	23	10
Newman	50	949	106	251	.422	23	61	.377	68	84	.810	15	60	75	41	126	2	28	12
Butler	31	418	67	139	.482	11	29	.379	23	32	.719	13	31	44	22	41	0	15	4
Sura	50	841	70	210	.333	9	45	.200	65	103	.631	21	81	102	152	98	1	46	14
Boykins (Tot)	22	221	30	79	.380	3	18	.167	2	3	.667	7	10	17	33	20	0	6	0
Boykins (Cle)	17	170	20	58	.345	2	13	.154	2	3	.667	6	7	13	27	17	0	5	0
Blount (Tot)	34	530	36	100	.360	0	1	.000	28	54	.519	58	93	151	12	74	0	19	16
Blount (Cle)	20	368	23	67	.343	0	0	---	22	42	.524	34	71	105	10	47	0	18	12
Stack	18	199	14	37	.378	0	0	---	19	20	.950	19	15	34	5	31	0	2	11
Lang	10	65	4	6	.667	0	0	---	5	9	.556	6	10	16	1	13	0	2	1
Green	1	2	0	1	.000	0	0	---	0	0	---	0	0	0	0	0	0	0	0
Cavaliers	50	12050	1562	3561	.439	182	534	.341	1016	1356	.749	472	1316	1788	1093	1208	13	452	203
Opponents	50	12050	1597	3664	.436	236	675	.350	978	1316	.743	591	1405	1996	1056	1198	14	392	282

## Season Leaders (min. 30 games)

Scoring Leaders			Rebounding Leaders			Assist Leaders		
1	Shawn Kemp	20.5 ppg	1	Shawn Kemp	9.2 rpg	1	Brevin Knight	7.7 apg
2	Wesley Person	11.2 ppg	2	Andrew DeClercq	5.4 rpg	2	Derek Anderson	3.8 apg
3	Derek Anderson	10.8 ppg	3	Corie Blount	4.4 rpg	3	Bobby Sura	3.0 apg



**1998-99 Top Row (Left to Right):** Brian Sifferlin (Assistant Trainer), Ron Rothstein (Assistant Coach), Sidney Lowe (Assistant Coach), Mike Wilhem (Advanced Scout), Marc Iavaroni (Assistant Coach), Danny Ferry, Shawn Kemp, Zydrunas Ilgauskas, Ryan Stack, Andrew DeClercq, Jim Paxson (Assistant GM), Jim Boland (President), John Graham (Board of Directors), Dick Watson (Chief Legal Counsel), Corie Blount  
**Bottom Row (Left to Right):** Stan Kellers (Strength Trainer), Johnny Newman, Cedric Henderson, Earl Boykins, Bob Sura, Wayne Embry (General Manager), Gordon Gund (Owner), Mike Fratello (Head Coach), Wesley Person, Derek Anderson, Mitchell Butler, Brevin Knight, Gary Briggs (Head Trainer)



# 1998-99

## Cleveland Cavaliers Results

Date	Opponent	W/L	Cle	Opp	Record	Cavaliers High Scorer	Opponent High Scorer	Attend.
2/5	@ Atlanta	L	83	100	0-1	Ilgaukas 22	Smith 21	19,806
2/6	@ Boston	L	73	77	0-2	Kemp 18	Walker 22	18,173
2/8	Indiana	L	89	95	0-3	Kemp 26	Miller 28	17,139
2/10	@ Charlotte	W	87	77	1-3	Kemp 20	Coleman/Wesley 16	18,049
2/11	San Antonio	W	99	89	2-3	Kemp 25	Duncan 31	14,228
2/16	Orlando	W	90	78	3-3	Kemp 18	Strong 14	12,918
2/18	New York	W	98	74	4-3	Kemp 20	Ewing 14	13,910
2/20	New Jersey	W	89	84	5-3	Kemp 24	Van Horn 21	15,321
2/22	Philadelphia	L	97	106	5-4	Anderson 28	Iverson 37	13,203
2/24	@ Detroit	L	73	89	5-5	Kemp 24	Dumars 26	13,271
2/25	Indiana	L	74	81	5-6	Kemp 16	Smits 20	14,253
3/1	@ New York	L	78	85	5-7	Kemp 19	Ewing/Johnson 16	19,763
3/2	Boston	W	116	99	6-7	Kemp 22	Mercer 22	12,906
3/4	Detroit	L	84	99	6-8	Anderson 16	Hill 28	13,248
3/6	Golden State	W	97	80	7-8	Kemp 31	Starks 15	12,894
3/9	@ Utah	L	75	88	7-9	Kemp 16	Malone 21	18,753
3/10	@ Phoenix	W	86	73	8-9	Kemp 18	Gugliotta 16	18,567
3/13	@ Houston	L	89	100	8-10	Kemp 25	Olajuwon 24	16,285
3/15	@ Chicago (OT)	W	89	85	9-10	Henderson 22	Kukoc 22	22,456
3/16	Detroit	W	86	82	10-10	Kemp 20	Hill 23	12,928
3/18	L.A. Lakers	W	100	93	11-10	Knight/Kemp 20	O'Neal 37	<b>20,562</b>
3/20	@ Washington	L	83	113	11-11	Newman 18	Richmond 29	19,209
3/21	New Jersey	W	88	85	12-11	Person 22	Marbury 20	13,806
3/23	Boston	W	113	86	13-11	Person 19	Walker 22	15,810
3/25	@ Orlando	L	86	96	13-12	Kemp 22	D. Armstrong 25	15,578
3/27	@ New Jersey	W	109	99	14-12	Kemp 26	Marbury 26	18,541
3/28	@ Charlotte	L	84	105	14-13	Person 20	Miller 24	18,490
3/30	Toronto	L	91	101	14-14	Henderson 16	Brown 28	14,209
4/1	@ New York	L	74	78	14-15	Kemp 25	Houston 16	19,763
4/2	@ Philadelphia	W	85	80	15-15	Kemp 17	Snow 16	18,126
4/4	Milwaukee	W	98	74	16-15	Person 20	Thomas 16	12,041
4/6	Chicago	W	96	89	17-15	Kemp 25	Simpkins 21	14,739
4/7	@ Milwaukee	L	91	99	17-16	Kemp 23	Robinson 33	16,809
4/8	Orlando	L	69	73	17-17	Kemp 17	Hardaway 23	14,512
4/10	Atlanta	W	81	67	18-17	Kemp 24	Henderson 18	13,859
4/12	@ Boston	L	89	103	18-18	Kemp 23	Mercer 24	15,622
4/13	Washington	W	86	77	19-18	Kemp 32	Strickland 19	11,533
4/14	@ Chicago	W	89	81	20-18	Kemp 27	David 20	22,102
4/16	@ Toronto (OT)	W	91	90	21-18	Kemp 23	Christie 22	19,280
4/17	Charlotte	L	82	90	21-19	Kemp 23	Wesley 24	15,357
4/19	Miami	L	87	94	21-20	Kemp 32	Mashburn 23	13,111
4/21	@ Miami	L	80	93	21-21	Ferry/Srack 11	Mashburn 19	15,200
4/23	@ Milwaukee	L	75	79	21-22	Henderson/Person 19	Robinson 26	17,742
4/26	Miami	L	65	90	21-23	Anderson 14	Mourning 23	13,857
4/27	@ Philadelphia	L	71	80	21-24	Anderson 17	Iverson 31	17,822
4/29	@ Washington	L	86	97	21-25	Ferry 18	Thorpe/Wallace 20	12,751
4/30	Toronto	W	91	83	22-25	Ferry 18	Carter 25	13,958
5/2	Atlanta	L	65	76	22-26	DeClercq 10	Blaylock/Long 19	12,690
5/4	@ Indiana	L	78	100	22-27	Butler 19	Miller 24	16,219
5/5	@ Toronto	L	87	96	22-28	Ferry 22	Christie 26	19,800

# 1999-2000

## Season Highlights

**Final Record:** 32-50

**Finished:** 6th Place in Division

**Head Coach:** Randy Wittman

On June 1, Jim Paxson was promoted to senior vice president and general manager...drafted Andre Miller (No. 8), Trajan Langdon (No. 11) and A.J. Bramlett (No. 39) in the 1999 NBA Draft...Randy Wittman was named head coach on July 7...on Aug. 4, Lamond Murray was acquired from the Los Angeles Clippers in exchange for Derek Anderson and Johnny Newman...Mark Price, Austin Carr, Shawn Carr, Larry Nance and Brad Daugherty were selected as the Cavaliers All-Time Starting Five as part of the Cavaliers 30<sup>th</sup> Anniversary celebration...Zydrunas Ilgauskas missed the whole season due to two surgeries on his left foot...Andre Miller was named to the Schick Rookie Challenge as a rookie and was voted All-Rookie First Team.

## Final Statistics

1999-2000		Field Goals					3-Point FG			Free Throws			Rebounds				AST	PF	DQ	STL	BLK	PTS	AVG	HI
PLAYER	G	MIN	FG	FGA	PCT	FG	FGA	PCT	FT	FTA	PCT	OFF	DEF	REB	AST	PF	DQ	STL	BLK	PTS	AVG	HI		
Kemp	82	2492	484	1160	.417	2	6	.333	493	635	.776	231	494	725	138	371	13	100	96	1463	17.8	36		
Murray	74	2365	460	1019	.451	51	139	.367	204	268	.761	127	296	423	132	208	2	105	36	1175	15.9	38		
Sura	73	2216	356	815	.437	122	332	.367	175	251	.697	50	238	288	284	201	0	91	19	1009	13.8	31		
Miller	82	2093	339	755	.449	10	49	.204	226	292	.774	85	195	280	476	194	1	84	17	914	11.1	28		
Knight	65	1754	230	558	.412	2	10	.200	140	184	.761	38	155	193	458	185	2	107	21	602	9.3	20		
Person	79	2056	280	654	.428	106	250	.424	61	77	.792	44	223	267	146	119	1	40	19	727	9.2	24		
Ferry	63	1326	189	380	.497	33	75	.440	52	57	.912	55	183	238	67	181	1	22	24	463	7.3	19		
DeClercq	82	1831	225	443	.508	0	0	---	94	160	.588	156	283	439	58	275	6	63	66	544	6.6	19		
Bryant	75	1712	174	346	.503	0	0	---	76	94	.809	126	226	352	61	250	5	31	31	424	5.7	18		
David (Tot)	32	474	67	157	.427	0	3	.000	45	56	.804	26	55	81	17	56	0	17	3	179	5.6	17		
David (Cle)	6	31	4	9	.444	0	0	---	3	4	.750	4	4	8	1	7	0	4	1	11	1.8	5		
Henderson	61	1107	129	326	.396	1	15	.067	69	104	.663	34	106	140	55	99	0	39	17	328	5.4	20		
Boykins (Tot)	26	261	56	116	.483	8	20	.400	18	23	.783	12	14	26	48	23	0	12	1	138	5.3	22		
Boykins (Cle)	25	253	53	112	.473	8	20	.400	18	23	.783	11	14	25	45	23	0	12	1	132	5.3	22		
Langdon	10	145	15	40	.375	8	19	.421	11	11	1.000	4	11	15	11	16	0	5	0	49	4.9	12		
Stack	25	198	17	51	.333	0	1	.000	18	27	.667	15	30	45	5	47	3	4	11	52	2.1	8		
Marshall	6	39	3	11	.273	0	3	.000	5	6	.833	0	1	1	0	7	0	2	0	11	1.8	7		
Ketner (Tot)	22	132	13	32	.406	0	0	---	8	12	.667	12	22	34	1	20	1	4	3	34	1.5	6		
Ketner (Cle)	16	91	9	22	.409	0	0	---	6	10	.600	12	15	27	0	12	0	3	2	24	1.5	4		
Hendrickson	10	47	5	7	.714	0	0	---	2	2	1.000	2	9	11	3	7	0	2	1	12	1.2	4		
Bramlett	8	61	4	21	.190	0	0	---	0	0	---	12	10	22	0	13	0	1	0	8	1.0	2		
Benjamin	3	8	1	3	.333	0	0	---	0	0	---	0	1	1	0	1	0	0	1	2	0.7	2		
Chilcutt	6	30	0	2	.000	0	0	---	0	0	---	4	5	9	1	3	0	0	0	0	0.0	0		
Cavaliers	82	19855	2977	6734	.442	343	919	.373	1653	2205	.750	1010	2499	3509	1941	2219	34	715	363	7950	97.0	127		
Opponents	82	19855	2983	6736	.443	420	1229	.342	1851	2385	.776	1013	2586	3599	1942	2058	26	659	500	8237	100.5	136		

## Season Leaders (min. 50 games)

Scoring Leaders			Rebounding Leaders			Assist Leaders		
1	Shawn Kemp	17.8 ppg	1	Shawn Kemp	8.8 rpg	1	Brevon Knight	7.1 apg
2	Lamond Murray	15.9 ppg	2	Lamond Murray	5.7 rpg	2	Andre Miller	5.8 apg
3	Bobby Sura	13.8 ppg	3	Andrew DeClercq	5.4 rpg	3	Bobby Sura	3.9 apg



**1999-2000** Top Row (Left to Right): Brian Sifferlin (Assistant Trainer), Mike Wilhem (Advanced Scout), Shane Garman (Video Coordinator), Bill Blair (Assistant Coach), Bob Ociepa (Assistant Coach), Mike Woodson (Assistant Coach), Danny Ferry, Shawn Kemp, Ryan Stack, Lari Ketner, Andrew DeClercq, Mark Bryant, Wayne Embry (Consultant), Larry Nance (Special Assistant), Jim Boland (President), John Graham (Board of Directors), Dick Watson (Chief Legal Counsel)  
Bottom Row (Left to Right): Stan Kellers (Strength Trainer), Lamond Murray, Cedric Henderson, Trajan Langdon, Bob Sura, Randy Wittman (Head Coach), Gordon Gund (Owner), Jim Paxson (General Manager), Wesley Person, Andre Miller, Earl Boykins, Brevon Knight, Gary Briggs (Head Trainer)

# 1999-2000

## Cleveland Cavaliers Results

Date	Opponent	W/L	Cle	Opp	Record	Cavaliers High Scorer	Opponent High Scorer	Attend.
11/2	@ New York	L	84	92	0-1	Kemp 17	L. Johnson 24	19,763
11/3	New Jersey	W	97	90	1-1	Kemp 27	Marbury 27	16,777
11/5	@ Orlando	W	104	99	2-1	Knight/Miller 18	Gatling 21	13,142
11/6	New York	W	102	93	3-1	Kemp 25	Houston/Sprewell 22	17,604
11/11	Seattle	L	103	109	3-2	Kemp 22	Payton 27	11,864
11/13	Milwaukee	W	117	112	4-2	Sura 23	Robinson 32	18,640
11/17	@ Boston	L	103	114	4-3	Kemp 27	Pierce 30	14,140
11/19	@ Detroit	L	90	101	4-4	Miller 23	Hill 28	15,377
11/20	Indiana	L	98	107	4-5	Kemp 29	Rose 22	13,806
11/23	Portland	W	103	100	5-5	Kemp 28	Schrempf 22	13,565
11/26	@ Philadelphia	L	83	106	5-6	Murray/Sura 15	McKie 23	16,320
11/27	Charlotte	W	106	89	6-6	DeClercq/Murray 16	Jones 22	15,194
11/30	Dallas	W	106	99	7-6	Kemp 25	Davis 27	11,033
12/1	@ Washington	W	111	108	8-6	Kemp 27	Richmond 30	12,144
12/3	Philadelphia (OT)	L	100	102	8-7	Murray 22	McKie 25	14,626
12/7	@ Toronto	L	98	101	8-8	Knight 20	Carter 32	15,162
12/8	Chicago	W	107	93	9-8	Sura 29	Benjamin 15	11,226
12/10	@ Indiana	L	88	136	9-9	Person 13	Smits 25	18,345
12/11	Atlanta	W	127	116	10-9	Kemp 29	Rider 27	11,328
12/14	Boston	W	115	88	11-9	Sura 22	Battie/Griffin 16	11,997
12/15	@ New Jersey	L	101	111	11-10	Kemp 36	Van Horn 27	12,767
12/17	@ Charlotte	L	86	99	11-11	Kemp/Murray 15	Phills 19	16,586
12/18	New Jersey	L	74	98	11-12	Kemp 14	Marbury/Kittles 18	13,225
12/20	Minnesota	L	94	100	11-13	Sura 20	Garnett 24	13,911
12/22	Orlando	L	97	103	11-14	Sura 28	Atkins 22	11,731
12/23	@ Atlanta	L	90	108	11-15	Kemp/Sura 17	Rider 30	12,528
12/26	Toronto	L	95	98	11-16	Murray/Sura 20	Carter 36	14,135
12/29	Washington	W	96	94	12-16	Kemp 35	Strickland 20	15,714
12/30	@ Milwaukee	L	90	91	12-17	Sura 19	Cassell 20	16,329
1/3	@ Boston	L	98	105	12-18	Kemp 23	Walker 32	14,115
1/4	Sacramento	L	107	111	12-19	Sura 26	Webber 37	14,875
1/6	Golden State	W	90	75	13-19	Murray 20	Jamison 22	11,238
1/8	@ New York	W	89	86	14-19	Sura 25	Houston 23	19,763
1/10	L.A. Clippers	W	111	106	15-19	Murray/Sura 20	Anderson 29	11,475
1/12	@ Portland	L	75	95	15-20	Kemp 18	Wallace 25	19,980
1/14	@ Vancouver	W	82	80	16-20	Kemp 24	Dickerson 23	13,161
1/16	@ Sacramento	L	102	113	16-21	Kemp 20	Webber 25	17,317
1/18	@ Seattle	L	80	99	16-22	Murray 20	Baker 28	13,326
1/19	@ L.A. Lakers	L	86	95	16-23	Miller 20	O'Neal 27	18,997
1/21	@ Golden State	L	103	115	16-24	Murray 38	Jamison 37	10,059
1/22	@ Phoenix	L	88	101	16-25	Kemp 20	Kidd/Rogers 16	19,023
1/25	Detroit (OT)	W	116	107	17-25	Sura 31	Stackhouse 38	10,930
1/27	Orlando	W	102	90	18-25	Murray 24	Armstrong 21	10,967
1/29	@ Washington	L	98	103	18-26	Sura 23	Strickland 26	14,875
2/1	Washington	W	112	108	19-26	Kemp 28	Murray 23	11,298
2/4	@ Detroit	L	96	105	19-27	Kemp 22	Hunter 26	16,903
2/5	Atlanta	L	94	102	19-28	Miller 28	Rider 23	18,595
2/8	@ Houston	L	83	91	19-29	Kemp 23	Anderson 23	14,239
2/9	@ Charlotte	L	95	103	19-30	Murray 31	Jones 32	16,512
2/15	San Antonio	W	92	81	20-30	Murray 27	Duncan 21	15,142
2/17	Denver	W	119	101	21-30	Murray/Person 24	Clark/McDyess 19	12,037
2/18	@ Philadelphia	L	75	104	21-31	Kemp 17	Iverson 19	20,383
2/21	Vancouver (OT)	W	109	108	22-31	Kemp 26	Dickerson/Bibby 27	12,140
2/23	L.A. Lakers	L	98	116	22-32	Kemp/Miller 23	Bryant 21	<b>20,562</b>
2/25	@ Miami	L	82	87	22-33	Murray 28	Mashburn 18	18,504
2/29	Phoenix	L	93	100	22-34	Murray 18	Hardaway 22	13,044
3/2	@ Chicago (OT)	W	114	110	23-34	Kemp 25	Brand 30	21,848
3/4	@ L.A. Clippers	W	109	99	24-34	Kemp 22	Odom 17	12,522
3/5	@ Denver	W	100	92	25-34	Murray 20	Van Exel 20	17,447
3/7	@ Utah	L	95	113	25-35	Miller 15	Malone 30	19,224
3/10	Indiana	L	92	95	25-36	Murray 25	Miller 28	<b>20,562</b>
3/12	@ Milwaukee	L	72	103	25-37	Murray 16	Thomas 22	14,016
3/14	Philadelphia (OT)	L	97	98	25-38	Murray 16	Iverson 28	14,197
3/16	Utah	L	86	107	25-39	Ferry 15	Eisley 23	14,086
3/18	Miami (OT)	L	90	92	25-40	Kemp 22	Mashburn 29	<b>20,562</b>
3/20	Houston	W	98	85	26-40	Kemp/Murray 17	Francis/Williams 17	13,241
3/21	@ Minnesota (OT)	L	107	111	26-41	Murray 16	Garnett 29	13,404
3/23	@ Dallas	W	104	98	27-41	Kemp 22	Finley 29	13,043
3/25	@ San Antonio	L	76	96	27-42	Miller 15	Duncan 17	35,217
3/28	Toronto	L	96	99	27-43	Murray 30	Carter 19	<b>20,562</b>
3/29	@ Chicago	W	86	81	28-43	Sura 20	Brand 27	21,819
4/1	Boston	W	109	103	29-43	Kemp 22	Pierce 22	18,698
4/2	Chicago	L	74	83	29-44	Murray 16	Brand 23	14,270
4/4	@ Miami	L	85	111	29-45	Person 14	Mashburn 17	15,625
4/7	@ Indiana	L	94	95	29-46	Kemp 23	Rose 26	18,345
4/8	Detroit	W	117	98	30-46	Kemp 25	Williams 19	<b>20,562</b>
4/10	@ Toronto	L	103	112	30-47	Kemp 22	Carter 31	19,800
4/12	Milwaukee	L	100	101	30-48	Person 21	Cassell 29	13,240
4/15	New York	W	106	96	31-48	Miller 18	Houston 21	<b>20,562</b>
4/16	@ Atlanta	L	101	104	31-49	Kemp 20	Henderson 19	14,061
4/18	Charlotte	L	88	103	31-50	Sura 20	Wesley 23	14,481
4/19	@ New Jersey	W	111	108	32-50	Murray 27	Van Horn/Newman 29	16,202

# 2000-01

## Season Highlights

**Final Record:** 30-52

**Finished:** 6th Place in Division

**Head Coach:** Randy Wittman

On draft day, the Cavaliers selected Jamal Crawford (No. 8) and traded him to Chicago for Chris Mihm...acquired Matt Harpring from Orlando in exchange for Andrew DeClercq on Aug. 3...opened up the season by winning their first four games...won six consecutive games from Dec. 5 to Dec. 16...on Dec. 24, Zydrunas Ilgauskas was diagnosed with a new fracture of the navicular bone in his left foot and had season-ending surgery on Feb. 7...Andre Miller is selected as a sophomore for the Schick Rookie Challenge...Chris Mihm was named All-Rookie Second Team...Miller ranked sixth in the NBA in assists (8.0).

## Final Statistics

2000-01 PLAYER	G	MIN	Field Goals			3-Point FG			Free Throws			Rebounds			AST	PF	DQ	STL	BLK	PTS	AVG	HI
			FGM	FGA	PCT	FGM	FGA	PCT	FTM	FTA	PCT	OFF	DEF	REB								
Miller	82	2848	452	999	.452	17	64	.266	375	450	.833	94	266	360	657	229	0	119	28	1296	15.8	30
Murray	78	2225	391	925	.423	61	165	.370	155	211	.735	104	236	340	124	173	0	83	27	998	12.8	30
Ilgauskas	24	616	114	234	.487	0	2	.000	53	78	.679	65	95	160	18	78	0	15	37	281	11.7	24
Jackson (TOT)	56	1690	239	632	.378	26	80	.325	139	169	.822	53	171	224	163	139	0	53	10	643	11.5	34
Jackson (CLE)	39	1140	162	415	.390	10	42	.238	66	84	.786	36	109	145	113	97	0	34	6	400	10.3	23
Gatling	74	1670	329	733	.449	28	92	.304	156	228	.684	99	292	391	61	185	0	52	27	842	11.4	38
Weatherspoon	82	2774	347	692	.501	0	0	---	230	291	.790	223	573	796	103	171	0	85	105	924	11.3	24
Harpring	56	1615	238	524	.454	13	52	.250	134	165	.812	90	152	242	102	161	1	42	17	623	11.1	28
Mihm	59	1166	173	391	.442	0	1	.000	100	126	.794	106	174	280	16	156	2	20	53	446	7.6	18
Person	44	958	128	292	.438	34	84	.405	24	30	.800	11	119	130	64	62	0	27	11	314	7.1	24
Langdon	65	1116	135	313	.431	51	124	.411	68	76	.895	12	77	89	81	114	0	38	9	389	6.0	31
Traylor	70	1212	161	324	.497	0	2	.000	80	141	.567	124	176	300	63	204	3	49	76	402	5.7	17
Coles	47	804	91	239	.381	2	16	.125	48	56	.857	9	39	48	138	87	0	27	6	232	4.9	17
Henderson	55	961	102	262	.389	1	8	.125	30	46	.652	19	71	90	79	101	0	29	23	235	4.3	15
Brown (TOT)	26	339	40	95	.421	0	3	.000	22	34	.647	8	46	54	11	37	0	9	7	102	3.9	12
Brown (CLE)	20	265	31	75	.413	0	1	.000	16	24	.667	5	31	36	6	27	0	6	6	78	3.9	12
Johnson (TOT)	53	511	53	152	.349	1	5	.200	23	33	.697	10	34	44	78	62	0	23	6	130	2.5	16
Johnson (CLE)	28	232	27	81	.333	1	2	.500	11	16	.688	7	14	21	44	21	0	6	1	66	2.4	16
Reid	6	39	2	5	.400	0	0	---	6	8	.750	5	3	8	1	4	0	2	1	10	1.7	5
Knight	6	93	2	15	.133	0	0	---	5	6	.833	1	6	7	25	17	0	6	1	9	1.5	4
Bohannon	6	19	2	4	.500	0	0	---	4	4	1.000	3	4	7	0	4	0	0	2	8	1.3	4
Hawkins	10	76	3	9	.333	2	4	.500	0	0	---	2	3	5	13	13	0	2	0	8	0.8	3
Robinson	1	1	0	0	---	0	0	---	0	0	---	0	0	0	0	0	0	0	0	0	0.0	0
Cavallers	82	19830	2890	6532	.442	220	659	.334	1561	2040	.765	1015	2440	3455	1708	1904	6	642	436	7561	92.2	124
Opponents	82	19830	2927	6582	.445	422	1155	.365	1633	2125	.768	990	2400	3390	1880	1810	12	694	542	7909	96.5	120

## Season Leaders (min. 50 games)

Scoring Leaders			Rebounding Leaders			Assist Leaders		
1	Andre Miller	15.8 ppg	1	C. Weatherspoon	9.7 rpg	1	Andre Miller	8.0 apg
2	Lamond Murray	12.8 ppg	2	Chris Gatling	5.3 rpg	2	Jim Jackson	2.9 apg
3	Jim Jackson	11.5 ppg	3	Chris Mihm	4.8 rpg	3	Matt Harpring	1.8 apg



**2000-01 Top Row (Left to Right):** Ryan Pittman (Assistant Trainer/Equipment), Shane Garman (Video Coordinator), Bob Ociepka (Assistant Coach), Keith Smart (Assistant Coach), Mike Woodson (Assistant Coach), Lamond Murray, Clarence Weatherspoon, Chris Mihm, Zydrunas Ilgauskas, Chris Gatling, Robert Traylor, Chuck Brown, Larry Nance (Special Assistant), Jim Boland (President), Warren Thaler (Board of Directors), John Graham (Board of Directors), Dick Watson (Chief Legal Counsel)  
**Bottom Row (Left to Right):** Stan Kellers (Strength Trainer), Matt Harpring, Cedric Henderson, Trajan Langdon, Bimbo Coles, Randy Wittman (Head Coach), Gordon Gund (Owner), Jim Paxson (General Manager), Wesley Person, Andre Miller, Anthony Johnson, Jim Jackson, Brian Sifferlin (Assistant Trainer).

# 2000-01

## Cleveland Cavaliers Results

Date	Opponent	W/L	Cle	Opp	Record	Cavaliers High Scorer	Opponent High Scorer	Attend.
10/31	@New Jersey	W	86	82	1-0	Murray 17	Williams 20	14,505
11/1	Sacramento (2 OT)	W	102	100	2-0	Murray 18	Webster 27	17,695
11/4	Boston	W	91	89	3-0	Gatling 16	Walker 25	18,392
11/8	@New York	W	99	97	4-0	Coles 17	Houston 25	19,763
11/10	@Toronto	L	88	115	4-1	Gatling 17	Carter 32	19,800
11/11	Washington	W	86	73	5-1	Ilgaukas 21	Hamilton 16	17,336
11/14	Golden State	W	96	86	6-1	Murray 24	Jamison 25	13,691
11/15	@Philadelphia	L	98	107	6-2	Weatherspoon 24	Lynch 23	16,328
11/17	@Milwaukee	L	76	89	6-3	Murray 19	Allen 23	13,874
11/21	Detroit	W	117	98	7-3	Langdon 31	Stackhouse 32	12,683
11/22	@Miami	W	86	67	8-3	Miller 13	Mason 16	14,755
11/24	Miami	W	85	80	9-3	Weatherspoon 16	Jones 19	<b>20,562</b>
11/25	@Charlotte	L	98	109	9-4	Murray 30	Mashburn 30	13,791
11/28	Boston	L	72	87	9-5	Ilgaukas, Miller 12	Walker 28	14,879
12/1	@Detroit	L	93	103	9-6	Ilgaukas 17	Barros 16	15,323
12/2	Philadelphia	L	78	112	9-7	Gatling 13	Iverson 27	<b>20,562</b>
12/5	Charlotte	W	71	66	10-7	Miller 20	Campbell 16	14,544
12/6	@Chicago	W	92	88	11-7	Weatherspoon 23	Mercer 34	21,395
12/9	Atlanta	W	97	90	12-7	Murray 18	Terry 32	15,766
12/12	Dallas	W	92	87	13-7	Ilgaukas 24	Nash 21	12,577
12/15	@Indiana	W	103	95	14-7	Ilgaukas 24	Rose 24	16,966
12/16	Utah	W	99	92	15-7	Miller 22	Stocton 16	18,571
12/20	@San Antonio	L	77	94	15-8	Gatling 18	Ferry 16	17,336
12/22	@Miami	L	95	103	15-9	Miller 28	Jones 31	15,854
12/23	@Orlando	L	92	111	15-10	Harpring 22	Amaechi 26	14,160
12/26	@Charlotte (OT)	L	110	115	15-11	Miller 30	Wesley 32	14,442
12/28	Milwaukee	L	89	107	15-12	Murray 22	Allen/Cassell 23	18,225
12/29	@Atlanta	W	97	85	16-12	Murray 22	Terry 28	11,680
1/2	Houston	L	95	100	16-13	Murray 24	Rogers 22	14,032
1/3	@Milwaukee	L	83	88	16-14	Gatling/Mihm 18	Allen 25	13,817
1/6	Philadelphia	L	103	107	16-15	Miller 22	Iverson 54	<b>20,562</b>
1/8	New Jersey	W	92	90	17-15	Murray 22	Marbury 27	12,332
1/10	@Sacramento	L	103	108	17-16	Gatling 38	Webster 30	17,317
1/12	@L.A. Lakers	L	98	101	17-17	Murray 25	O'Neal 34	18,997
1/13	@Vancouver	L	107	119	17-18	Gatling 27	Dickerson 32	12,540
1/15	@Golden State	W	107	101	18-18	Weatherspoon 22	Jamison 26	15,289
1/16	@Portland	L	83	103	18-19	Weatherspoon 17	Wells 22	19,980
1/19	@Denver	L	88	91	18-20	Miller 17	McDyess 20	17,058
1/22	Portland	W	84	58	19-20	Miller 18	Augmon/Smith/Wallace 12	16,388
1/24	Chicago	W	94	86	20-20	Murray 26	Brand 22	15,503
1/27	Atlanta	L	90	101	20-21	Jackson/Miller 18	Terry 20	<b>20,562</b>
1/29	@Washington	L	89	95	20-22	Jackson 14	Howard 24	12,721
1/30	L.A. Lakers	L	96	102	20-23	Miller 25	Bryant 47	20,053
2/1	Minnesota	L	81	90	20-24	Gatling 15	Brandon 27	13,904
2/3	Detroit (OT)	L	81	88	20-25	Mihm/Miller 14	Smith 22	19,635
2/4	@Boston	L	82	103	20-26	Miller 17	Walker 36	14,638
2/7	San Antonio	L	89	107	20-27	Miller/Weatherspoon 16	Duncan 33	13,324
2/13	Toronto	L	105	120	20-28	Weatherspoon 21	Carter 33	15,079
2/15	@Dallas	L	81	102	20-29	Jackson/Miller 14	Finley/Nowitzki 17	14,265
2/17	@Houston	L	80	92	20-30	Miller 29	Francis 35	12,706
2/19	Chicago	W	85	84	21-30	Gatling 15	Hoiberg 20	14,614
2/21	L.A. Clippers	L	94	100	21-31	Weatherspoon 18	Odum 23	11,231
2/23	Indiana	L	90	92	21-32	Jackson 23	Miller 25	19,360
2/25	@Detroit	W	101	94	22-32	Murray 19	Stackhouse 35	12,144
2/27	@Toronto	L	89	101	22-33	Miller/Murray 16	Carter 32	17,202
3/1	Seattle (OT)	L	99	101	22-34	Murray 21	Payton 27	11,937
3/2	@Orlando	L	94	120	22-35	Miller 22	McGrady 36	14,768
3/4	Miami	L	79	91	22-36	Miller/Murray14	Mason 23	14,078
3/6	@Chicago	L	74	87	22-37	Harpring 16	Fizer 17	20,903
3/7	Washington	L	83	88	22-38	Murray 21	Hamilton/Richmond 17	11,742
3/9	@Indiana	L	84	99	22-39	Miller/Mihm 15	Rose 35	17,502
3/11	Milwaukee	W	124	110	23-39	Person 24	Robinson 32	13,235
3/13	@New York	L	79	98	23-40	Gatling 13	Houston 20	19,763
3/14	Orlando	L	87	97	23-41	Harpring 19	Garnity/Miller 18	12,943
3/16	Charlotte	W	114	109	24-41	Harpring 28	Wesley 26	16,827
3/18	@Minnesota	L	76	91	24-42	Person 13	Garnett 21	18,718
3/20	New York	L	75	110	24-43	Murray 22	Houston 39	16,527
3/22	Vancouver	W	109	95	25-43	Person/Murray 19	Bibby/Dickerson 19	12,168
3/24	Denver	W	117	105	26-43	Miller 24	McDyess 32	16,519
3/26	@Seattle	L	86	104	26-44	Person 15	Payton 21	12,656
3/28	@Phoenix	L	94	103	26-45	Miller 22	Kidd 29	18,312
3/30	@Utah	L	88	95	26-46	Miller 24	Malone 33	19,772
3/31	@L.A. Clipper	L	97	104	26-47	Miller 19	Piatkowski 20	15,544
4/4	Toronto	L	94	97	26-48	Weatherspoon 22	Carter 32	15,414
4/6	@Philadelphia	L	88	96	26-49	Murray 16	Mutombo 27	20,767
4/7	Phoenix	L	98	102	26-50	Harpring/Weatherspoon 20	Marion 25	18,910
4/10	Orlando	W	101	78	27-50	Murray 19	McGrady 21	15,215
4/11	@Atlanta	L	102	107	27-51	Weatherspoon 22	Terry 38	12,842
4/13	@New Jersey	W	97	91	28-51	Miller 26	Van Horn 23	16,770
4/15	@Washington	W	106	98	29-51	Miller 20	Alexander 30	11,668
4/16	New York	W	80	78	30-51	Miller 19	Sprewell 21	15,908
4/18	Indiana (OT)	L	101	105	30-52	Murray 22	O'Neal 30	17,290

# 2001-02

## Season Highlights

**Final Record:** 29-53

**Finished:** 7th Place in Division

**Head Coach:** John Lucas


On June 19, John Lucas was hired as the 13th head coach in franchise history...first round pick DeSagana Diop was diagnosed with a stress reaction in the second metatarsal of his left foot on Sept. 18...acquired Ricky Davis and Brian Skinner on Oct. 26 in a three-way trade...on Dec. 3, Zydrunas Ilgauskas was taken off the Injured List...Andre Miller was named Player of the Week for week ending Dec. 9...Chris Mihm was selected to participate in the Rookie Challenge as a sophomore...Miller was again named Player of the Week for week ending Feb. 17, becoming the first Cavalier in history to be named Player of the Week two times in one season...on March 12, Miller was selected to the USA Basketball 2002 Men's World Championship Team...Miller became the first Cavalier in franchise history to lead the league in assists, averaging 10.9 per game.

## Final Statistics

2001-02	Field Goals					3-Point FG			Free Throws			Rebounds													
PLAYER	G	MIN	FGM	FGA	PCT	FGM	FGA	PCT	FTM	FTA	PCT	OFF	DEF	REB	AST	PF	DQ	STL	BLK	PTS	AVG	HI			
Murray	71	2312	430	986	.436	101	238	.424	215	263	.817	81	291	372	157	148	1	70	43	1176	16.6	40			
Miller	81	3023	474	1045	.454	22	87	.253	365	447	.817	108	271	379	882	228	1	126	34	1335	16.5	37			
Person	78	2793	467	944	.495	143	322	.444	99	124	.798	50	244	294	173	93	0	77	37	1176	15.1	33			
Davis	82	1954	376	781	.481	11	35	.314	196	248	.790	63	180	243	178	145	0	69	23	959	11.7	35			
Ilgauskas	62	1329	241	567	.425	0	5	.000	208	276	.754	136	198	334	70	187	4	17	84	690	11.1	26			
Jones	81	2142	287	640	.448	52	168	.310	45	68	.662	125	365	490	116	184	3	75	46	671	8.3	28			
Hill	26	810	71	182	.390	0	1	.000	67	103	.650	79	195	274	23	102	3	17	13	209	8.0	16			
Mihm	74	1659	221	526	.420	3	7	.429	124	179	.693	133	259	392	24	260	7	18	89	569	7.7	20			
Langdon	44	477	70	176	.398	27	74	.365	42	46	.913	13	42	55	60	49	0	13	5	209	4.8	24			
Doleac	42	705	78	187	.417	0	0	---	38	46	.826	47	121	168	25	98	4	15	11	194	4.6	17			
Stith	50	665	70	188	.372	24	68	.353	44	52	.846	20	65	85	42	42	0	29	6	208	4.2	20			
Skinner	65	1107	88	162	.543	0	0	---	48	79	.608	93	188	281	17	130	1	24	61	224	3.4	11			
Coles	47	693	56	146	.384	4	20	.200	33	37	.892	12	43	55	107	59	0	13	4	149	3.2	13			
Trepagnier	12	77	7	23	.304	0	1	.000	4	7	.571	3	9	12	12	8	0	8	4	18	1.5	8			
Diop	18	109	12	29	.414	0	0	---	1	5	.200	5	12	17	5	19	0	1	10	25	1.4	6			
Cavaliers	82	19855	2948	6582	.448	387	1026	.377	1529	1980	.772	968	2483	3451	1891	1752	24	572	470	7812	95.3	123			
Opponents	82	19855	3053	6678	.457	473	1200	.394	1506	2014	.748	928	2382	3310	1989	1638	13	602	459	8085	98.6	128			

## Season Leaders (min. 50 games)

Scoring Leaders			Rebounding Leaders			Assist Leaders		
1	Lamond Murray	16.6 ppg	1	Jumaine Jones	6.1 rpg	1	Andre Miller	10.9 apg
2	Andre Miller	16.5 ppg	2	Zydrunas Ilgauskas	5.4 rpg	2	Wesley Person	2.2 apg
3	Wesley Person	15.1 ppg	3	Chris Mihm	5.3 rpg	3	Lamond Murray	2.2 apg



**2001-02 Top Row (Left to Right):** Mark Cashman (Equipment Manager/Travel Coordinator), Andrew Sloan (Video Coordinator), Ron Ekker (Assistant Coach), Keith Smart (Assistant Coach), Jerry Eaves (Assistant Coach), Chuck Person (Associate Coach), Jumaine Jones, Tyrone Hill, Chris Mihm, Zydrunas Ilgauskas, DeSagana Diop, Michael Doleac, Brian Skinner, Earl Patton (Assistant Director, Player Relations/Player Development), Jim Boland (President/CEO/COO), Warren Thaler (Secretary), John Graham (Board of Directors), Dick Watson (Chief Legal Counsel)

**Bottom Row (Left to Right):** Stan Kellers (Strength and Conditioning Coach) Ricky Davis, Jeff Trapagnier, Trajan Langdon, Bimbo Coles, John Lucas (Head Coach), George Gund III (Vice Chairman), Gordon Gund (Chairman), Jim Paxson (Senior Vice President/General Manager), Wes Person, Andre Miller, Bryant Stith, Lamond Murray, Max Benton (Head Trainer)



# 2001-02

## Cleveland Cavaliers Results

Date	G	Opponent	W/L	Score	Home	Road	Total	Cavaliers High Scorer	Opponent High Scorer	Attend.
10/30	1	Boston	L	89-108	0-1	0-0	0-1	Langdon/Person 13	Pierce 29	17,748
10/31	2	@ Charlotte	L	94-100	0-1	0-1	0-2	Miller 22	Davis 33	9,002
11/2	3	@ Miami	W	90-83	0-1	1-1	1-2	Miller 30	Mourning 17	15,208
11/3	4	Orlando	L	69-99	0-2	1-1	1-3	Miller 20	McGrady 22	16,930
11/6	5	Sacramento	L	99-115	0-3	1-1	1-4	Murray 22	Stojakovic 32	14,584
11/7	6	@ New York	L	64-82	0-3	1-2	1-5	Miller 15	Houston/Spewell 14	19,763
11/10	7	@ New Jersey	L	84-87	0-3	1-3	1-6	Murray 21	Martin 18	5,631
11/13	8	@ Minnesota	W	107-103	0-3	2-3	2-6	Miller 29	Garnett 28	13,605
11/14	9	Dallas	L	94-107	0-4	2-3	2-7	Jones 20	Nowitzki 28	12,414
11/16	10	@ San Antonio	L	91-105	0-4	2-4	2-8	Murray 18	Duncan 27	19,222
11/17	11	@ Memphis	L	93-98	0-4	2-5	2-9	Murray 27	Battier 20	13,874
11/21	12	Memphis	W	101-94	1-4	2-5	3-9	Person 24	Gasol 26	10,804
11/23	13	@ Philadelphia	L	68-79	1-4	2-6	3-10	Mihm 15	Iverson 27	20,691
11/24	14	Miami (OT)	W	100-96 (OT)	2-4	2-6	4-10	Person 25	Jones 27	14,051
11/27	15	Washington	W	94-75	3-4	2-6	5-10	Davis 18	Jordan 18	<b>20,562</b>
11/29	16	Atlanta	L	96-105	3-5	2-6	5-11	Murray 21	Kukoc 24	11,262
12/1	17	Charlotte	W	93-81	4-5	2-6	6-11	Miller/Person 19	Nailon 20	12,498
12/4	18	Detroit	W	100-88	5-5	2-6	7-11	Miller 34	Williamson 19	13,375
12/7	19	@ New Jersey	L	84-96	5-5	2-7	7-12	Murray 24	Kittles 23	8,209
12/8	20	Denver	W	109-99	6-5	2-7	8-12	Murray 33	Lenard 17	13,092
12/11	21	@ Houston	W	107-102	6-5	3-7	9-12	Ilgauskas 22	Mobley 33	9,849
12/13	22	@ Dallas	L	82-102	6-5	3-8	9-13	Murray 23	Finley 22	17,408
12/15	23	Philadelphia	L	91-94	6-6	3-8	9-14	Person 28	Iverson 40	20,231
12/18	24	Chicago	W	102-84	7-6	3-8	10-14	Person 22	Mercer 23	12,389
12/19	25	@ Boston	L	98-104	7-6	3-9	10-15	Miller 36	Walker 33	12,705
12/21	26	@ Miami (OT)	W	86-81 (OT)	7-6	4-9	11-15	Jones 18	Jones 24	15,381
12/22	27	Indiana	L	103-109	7-7	4-9	11-16	Miller/Person 20	O'Neal 38	12,449
12/26	28	New Jersey	L	89-91	7-8	4-9	11-17	Mihm 19	Kidd 27	11,394
12/28	29	New York	W	98-88	8-8	4-9	12-17	Jones 28	Houston 28	14,283
12/29	30	@ Chicago	L	80-103	8-8	4-10	12-18	Mihm 13	Mercer 15	16,342
1/2	31	Golden State	W	113-98	9-8	4-10	13-18	Murray 40	Jamison 24	14,043
1/4	32	@ Toronto	L	91-101	9-8	4-11	13-19	Davis 15	Carter 34	19,800
1/5	33	@ Detroit	L	91-101	9-8	4-12	13-20	Ilgauskas 20	Stackhouse 29	15,194
1/7	34	Portland	L	72-98	9-9	4-12	13-21	Ilgauskas 11	Davis 20	11,032
1/10	35	@ Denver	L	91-96	9-9	4-13	13-22	Murray 17	LeFrentz 29	13,589
1/11	36	@ Seattle	L	100-102	9-9	4-14	13-23	Person 24	Baker 32	17,072
1/13	37	@ Portland	L	64-96	9-9	4-15	13-24	Murray 16	Wells 18	17,944
1/15	38	@ Sacramento	L	102-109	9-9	4-16	13-25	Murray 22	Stojakovic 36	17,317
1/16	39	@ Golden State	L	88-117	9-9	4-17	13-26	Mihm 20	Hughes 20	10,243
1/18	40	@ L.A. Clippers	L	103-109	9-9	4-18	13-27	Murray/Miller 24	Brand 24	17,798
1/21	41	Miami (OT)	L	93-95 (OT)	9-10	4-18	13-28	Person 19	Jones 27	11,977
1/24	42	@ Washington	L	85-94	9-10	4-19	13-29	Person 19	Jordan 40	20,674
1/26	43	Boston	L	101-108	9-11	4-19	13-30	Miller 25	Walker 31	18,129
1/29	44	Minnesota	W	114-81	10-11	4-19	14-30	Person 27	Garnett 14	14,783
1/31	45	Washington	L	92-93	10-12	4-19	14-31	Person 21	Jordan 26	<b>20,562</b>
2/2	46	Detroit	L	107-115	10-13	4-19	14-32	Davis 28	Stackhouse 23	17,476
2/5	47	@ Orlando	L	98-108	10-13	4-20	14-33	Person 21	McGrady 29	15,118
2/6	48	Houston	W	111-109	11-13	4-20	15-33	Miller 31	Mobley 29	12,442
2/12	49	Toronto	W	99-81	12-13	4-20	16-33	Miller 22	Clark 18	15,589
2/13	50	@ Milwaukee	W	115-107	12-13	5-20	17-33	Person 33	Robinson 32	15,836
2/16	51	@ Chicago	W	114-101	12-13	6-20	18-33	Murray 37	Fizer 23	18,012
2/18	52	Utah	L	92-103	12-14	6-20	18-34	Murray 25	Malone 35	12,773
2/21	53	L.A. Lakers	L	97-104	12-15	6-20	18-35	Murray 23	Bryant 32	<b>20,562</b>
2/22	54	@ Indiana	W	103-93	12-15	7-20	19-35	Miller 27	B. Miller 21	16,241
2/24	55	Orlando	W	111-96	13-15	7-20	20-35	Davis 27	Hudson 24	16,092
2/26	56	Seattle	L	89-109	13-16	7-20	20-36	Person 22	Payton 24	10,951
2/28	57	San Antonio (OT)	W	114-107 (OT)	14-16	7-20	21-36	Miller 37	Duncan 35	15,481
3/2	58	@ Atlanta	L	81-84	14-16	7-21	21-37	Murray 29	Kukoc 23	15,878
3/3	59	Milwaukee	L	91-101	14-17	7-21	21-38	Miller 17	Robinson 28	14,031
3/5	60	Atlanta	W	103-96	15-17	7-21	22-38	Murray 23	Terry 29	9,915
3/6	61	@ Philadelphia	L	76-85	15-17	7-22	22-39	Murray 22	Iverson 46	20,359
3/8	62	@ Milwaukee (OT)	W	115-109 (OT)	15-17	8-22	23-39	Miller 31	Robinson 28	18,717
3/10	63	L.A. Clippers	L	78-95	15-18	8-22	23-40	Langdon 17	Brand/Platkowski 17	12,283
3/13	64	@ Detroit	L	84-85	15-18	8-23	23-41	Miller 16	Atkins 19	14,124
3/16	65	@ New York	L	95-105	15-18	8-24	23-42	Murray 24	Houston 28	19,763
3/17	66	New York	W	104-99	16-18	8-24	24-42	Person 29	Thomas 33	14,085
3/19	67	New Jersey	W	100-97	17-18	8-24	25-42	Ilgauskas 26	Kidd 30	12,330
3/20	68	@ Boston	L	70-96	17-18	8-25	25-43	Person 17	Pierce 22	13,433
3/22	69	Toronto	L	80-94	17-19	8-25	25-44	Person 15	Peterson 18	17,847
3/25	70	@ Phoenix	L	96-102	17-19	8-26	25-45	Davis 23	Marion 29	18,055
3/26	71	@ L.A. Lakers	L	116-121	17-19	8-27	25-46	Davis 35	O'Neal 19	18,997
3/28	72	@ Utah	L	91-112	17-19	8-28	25-47	Davis 23	Kirilenko/Padgett 17	18,796
3/30	73	Charlotte	L	85-93	17-20	8-28	25-48	Davis 22	Davis 20	14,922
4/2	74	Phoenix	W	101-96	18-20	8-28	26-48	Davis 28	Marion 28	13,688
4/4	75	@ Orlando	L	101-105	18-20	8-29	26-49	Davis/Ilgauskas 21	McGrady 35	15,017
4/6	76	Chicago	W	120-101	19-20	8-29	27-49	Miller 23	Rose 30	20,342
4/8	77	@ Indiana	W	111-99	19-20	9-29	28-49	Davis 32	Bender 20	15,673
4/10	78	Milwaukee	W	106-81	20-20	9-29	29-49	Person 23	Robinson 21	13,824
4/12	79	@ Charlotte	L	100-112	20-20	9-30	29-50	Langdon 24	Wesley 30	12,564
4/13	80	@ Atlanta (2 OT)	L	123-128 (2OT)	20-20	9-31	29-51	Miller 27	Terry 43	15,282
4/16	81	Indiana	L	95-99	20-21	9-31	29-52	Miller 21	O'Neal 34	16,591
4/17	82	@ Toronto	L	85-103	20-21	9-32	29-53	Murray 28	J. Williams/Peterson 22	19,800



# 2002-03

## Season Highlights

**Final Record:** 17-65

**Finished:** 8th Place in Division

**Head Coach:** John Lucas 8-34  
Keith Smart 9-31


On draft day, Cavaliers selected Dajuan Wagner (No. 6) and Carlos Boozer (No. 35)...acquired Darius Miles and Harold Jamison from the Los Angeles Clippers in exchange for Andre Miller and Bryant Stith...on Jan. 20, John Lucas was relieved of his duties as head coach and Keith Smart served as interim head coach...Zydrunas Ilgauskas was named an All-Star, the Cavaliers first since 1998...Carlos Boozer and Dajuan Wagner participated as rookies in the Rookie Challenge...Boozer won Rookie of the Month for April and finished the season ranked third in the NBA in field goal percentage (.536) and was named All-Rookie Second Team...on April 16, the Cavaliers revealed new colors (a new expression of Wine and Gold), logos, uniforms and court design for the 2003-04 season.

## Final Statistics

2002-03 PLAYER	G	MIN	Field Goals			3-Point FG			Free Throws			Rebounds			AST	PF	DQ	STL	BLK	PTS	AVG	HI
			FG	FGA	PCT	FG	FGA	PCT	FT	FTA	PCT	OFF	DEF	REB								
Davis	79	3131	602	1470	.410	74	204	.363	348	465	.748	97	293	390	436	180	0	125	36	1626	20.6	45
Ilgauskas	75	2432	495	1122	.441	0	5	.000	400	512	.781	240	371	611	127	274	4	56	152	1390	17.2	35
Wagner	47	1385	223	605	.369	55	174	.316	128	160	.800	20	62	82	130	107	2	38	7	629	13.4	33
Boozer	81	2049	331	618	.536	0	1	.000	148	192	.771	202	407	609	106	224	2	59	50	810	10.0	27
Jones	70	2204	308	710	.434	111	314	.354	57	83	.687	106	299	405	112	176	1	67	22	784	9.8	25
Miles	31	2008	263	642	.410	0	14	.000	92	155	.594	113	250	363	176	159	3	67	69	618	9.2	19
Hill	71	855	85	197	.431	0	0	.000	33	45	.733	70	197	267	32	104	4	31	19	203	6.3	17
Parker	50	1103	136	338	.402	38	118	.322	98	118	.831	29	90	119	162	106	1	48	12	408	6.2	21
Mihm	37	809	116	287	.404	0	3	.000	76	105	.724	93	138	231	28	124	0	18	38	308	5.9	19
Palacio	22	1976	162	388	.418	8	37	.216	65	87	.747	48	187	235	259	168	2	68	16	397	5.0	20
Coles	44	516	34	119	.286	7	25	.280	27	34	.794	10	38	48	56	43	0	11	4	102	4.9	12
Brown	57	168	27	59	.458	0	1	.000	11	14	.786	8	22	30	39	9	0	13	0	65	4.3	16
Diop	22	943	54	154	.351	0	0	.000	11	30	.367	63	152	215	43	148	4	33	81	119	1.5	10
Stewart	73	251	14	37	.378	0	0	.000	8	12	.667	19	36	55	6	42	0	2	15	36	0.8	5
Cavaliers	82	19830	2850	6746	.422	293	896	.327	1502	2012	.747	1118	2542	3660	1712	1864	23	636	521	7495	91.4	133
Opponents	82	19830	3072	6786	.453	428	1197	.358	1712	2219	.772	932	2491	3423	1972	1709	7	802	494	8284	101.0	140

## Season Leaders (min. 50 games)

Scoring Leaders			Rebounding Leaders			Assist Leaders		
1	Ricky Davis	20.6 ppg	1	Zydrunas Ilgauskas	7.5 rpg	1	Ricky Davis	5.5 apg
2	Zydrunas Ilgauskas	17.2 ppg	2	Carlos Boozer	7.5 rpg	2	Milt Palacio	3.2 apg
3	Carlos Boozer	10.0 ppg	3	Darius Miles	5.4 rpg	3	Darius Miles	2.6 apg



**2002-03 Top Row (Left to Right):** Mark Cashman (Equipment Manager/Travel Coordinator), Betsy McAllister (Video Coordinator), Ron Ekker (Assistant Coach), Mike Bratz (Director of Player Personnel), Clifford Ray (Assistant Coach), Carlos Boozer, DeSagana Diop, Chris Mihm, Zydrunas Ilgauskas, Darius Miles, Len Komoroski (President), Mark Stormes (CEO), John Graham (Board Member), Dick Watson (Chief Legal Counsel), Warren Thaler (Secretary), Earl Patton (Assistant Director, Player Relations/Development)  
**Bottom Row (Left to Right):** George Pratt (Assistant Strength Coordinator), Stan Kellers (Strength and Conditioning Coordinator/Assistant Coach), Milt Palacio, Tierre Brown, Dajuan Wagner, Keith Smart (Interim Head Coach), Gordon Gund (Chairman), Jim Paxson (Sr. Vice President/General Manager), Ricky Davis, William "Smush" Parker, Jumaime Jones, Max Benton (Trainer), Aaron Brock (Assistant Trainer)

# 2002-03

## Cleveland Cavaliers Results

Date	Opponent	W/L	Cle	Opp	Record	Cavaliers High Scorer	Opponent High Scorer	Attend.
10/29	@ Sacramento	L	67	94	0-1	Davis 17	Jones 18	17,317
10/30	@ L.A. Clippers	W	98	96	1-1	Davis 25	Olowokandi 18	16,822
11/1	@ Phoenix	L	74	78	1-2	Davis 21	Marion 21	16,133
11/5	L.A. Lakers	W	89	70	2-2	Davis 24	Bryant 15	19,833
11/6	@ Washington	L	100	107	2-3	Davis 27	Stackhouse 35	20,173
11/8	@ Philadelphia	L	84	108	2-4	Davis 31	Van Horn 28	17,626
11/9	Washington	L	79	93	2-5	Davis, Ilgauskas 19	Stackhouse 27	<b>20,562</b>
11/12	@ Indiana	L	75	95	2-6	Miles 19	Artest 22	14,877
11/13	Dallas	L	99	103	2-7	Ilgauskas 34	Finley 26	12,764
11/16	San Antonio	L	77	90	2-8	Davis 22	Bowen 14	10,031
11/18	@ San Antonio	L	78	104	2-9	Ilgauskas 25	Duncan 25	14,767
11/19	@ Houston	L	80	97	2-10	Ilgauskas 24	Mobley 19	8,984
11/22	@ New Jersey	L	79	120	2-11	Parker 18	Martin 21	12,014
11/23	New Orleans	L	84	97	2-12	Davis 24	Wesley 20	11,207
11/26	Sacramento	L	85	91	2-13	Davis 22	Webster 28	11,595
11/27	@ Milwaukee	L	80	112	2-14	Davis 23	Cassell 30	15,684
11/29	Philadelphia	L	99	106	2-15	Wagner 29	Iverson 29	18,129
11/30	@ Miami	L	79	85	2-16	Wagner 28	C. Butler 16	14,802
12/2	@ New York	L	93	125	2-17	Wagner 25	Houston 29	17,227
12/4	Chicago	W	111	101	3-17	Wagner 29	Rose 37	7,295
12/7	@ Chicago	L	104	112	3-18	Ilgauskas 28	Rose 27	17,877
12/9	Milwaukee (2OT)		133	140	3-19	Davis 45	Cassell 39	6,712
12/11	Toronto	W	96	83	4-19	Wagner 33	Lenard 24	9,090
12/13	@ Boston	L	100	115	4-20	Davis 42	Walker 33	14,678
12/14	Denver	W	111	104	5-20	Ilgauskas, Wagner 29	Posey 21	9,163
12/16	Seattle	L	98	111	5-21	Davis 20	Lewis 29	7,596
12/18	Detroit (OT)	L	106	111	5-22	Ilgauskas 29	Billups 23	7,925
12/20	@ Detroit (OT)	L	107	109	5-23	Davis 42	Hamilton 27	17,388
12/21	Boston	L	82	89	5-24	Wagner 25	Pierce 26	12,013
12/23	Miami	W	74	72	6-24	Davis 33	Grant 19	8,973
12/27	Indiana	L	89	113	6-25	Ilgauskas 21	Artest, Harrington 23	12,226
12/29	Phoenix	L	84	103	6-26	Davis 15	Stoudemire 19	9,410
12/30	@ New Jersey	L	88	102	6-27	Davis 24	Martin 28	14,491
1/3	@ Toronto	W	81	80	7-27	Davis 29	A. Williams 25	17,667
1/4	@ Chicago	L	79	85	7-28	Ilgauskas 27	Rose 19	21,236
1/6	Milwaukee	L	94	106	7-29	Davis 22	Allen 27	7,472
1/10	@ L.A. Lakers	L	99	115	7-30	Davis 27	O'Neal 26	18,997
1/12	@ Seattle	W	87	79	8-30	Davis 22	Payton 21	12,951
1/13	@ Portland	L	94	118	8-31	Davis 17	Patterson 20	17,513
1/15	@ Golden State	L	80	108	8-32	Davis 21	Jamison 24	11,017
1/17	@ Denver	L	80	97	8-33	Ilgauskas 26	Howard 25	14,214
1/18	@ Utah	L	78	95	8-34	Davis 25	Harping 22	19,886
1/21	Orlando	L	94	103	8-35	Ilgauskas 35	McGrady 35	9,675
1/25	Atlanta (OT)	L	101	102	8-36	Ilgauskas 19	Robinson 27	10,554
1/27	L.A. Clippers	W	104	100	9-36	Davis 32	Maggette 34	9,059
1/29	@ Orlando	L	108	113	9-37	Ilgauskas 22	McGrady 31	12,632
1/31	@ Atlanta	L	91	96	9-38	Ilgauskas 21	Robinson 20	9,704
2/2	Portland	L	95	114	9-39	Ilgauskas 20	Wallace 29	10,127
2/4	@ Washington	L	84	93	9-40	Wagner 19	Jordan 27	20,173
2/5	Houston	W	105	102	10-40	Davis 21	Taylor 30	11,940
2/11	@ Indiana	L	96	107	10-41	Jones 25	O'Neal 28	16,058
2/12	Minnesota	L	91	102	10-42	Davis 26	Garnett 26	9,190
2/16	Detroit	L	75	90	10-43	Davis 19	Hamilton 23	9,178
2/18	Chicago	L	101	107	10-44	Boozer 23	Rose 28	9,023
2/21	Philadelphia	L	99	119	10-45	Ilgauskas 19	Iverson 41	19,167
2/23	@ Philadelphia	L	103	116	10-46	Wagner 23	Iverson 23	20,702
2/25	New Jersey	W	93	90	11-46	Ilgauskas 29	Kidd 31	10,761
2/28	@ Minnesota	L	95	118	11-47	Miles, Wagner 16	Szczerbiak 25	15,279
3/2	Orlando	L	76	102	11-48	Davis, Wagner 14	McGrady 28	10,902
3/4	@ New York	L	80	89	11-49	Davis 24	Houston 25	18,748
3/5	Atlanta	L	105	111	11-50	Ilgauskas 27	Terry 24	9,118
3/7	@ New Orleans	L	76	102	11-51	Boozer 16	Magloire 20	14,150
3/8	Memphis	L	89	115	11-52	Davis 18	Gasol 27	10,339
3/11	Miami	L	75	77	11-53	Davis 19	Best 16	8,059
3/16	Utah	W	122	95	12-53	Davis 28	Harp., Massen. 20	11,578
3/18	@ Dallas	L	93	114	12-54	Ilgauskas 30	Nowitzki 28	19,952
3/19	@ Memphis	L	101	128	12-55	Boozer 27	Gasol 28	12,506
3/21	@ Orlando	L	85	109	12-56	Palacio 15	McGrady 39	15,548
3/23	New Jersey	W	93	88	13-56	Ilgauskas 29	Kidd 21	11,292
3/25	Golden State	W	124	103	14-56	Davis 28	Jamison 23	9,680
3/26	@ Toronto	L	83	89	14-57	Ilgauskas 25	Peterson 21	16,832
3/28	@ Boston	L	95	104	14-58	Davis 31	Pierce 27	18,624
3/29	Boston	L	106	110	14-59	Davis 38	Pierce 34	14,860
4/2	Indiana	L	82	103	14-60	Davis 27	Harrington 24	9,383
4/4	@ Milwaukee	L	93	95	14-61	Davis 26	Redd 22	15,039
4/5	New Orleans	W	79	76	15-61	Davis 17	Mashburn 23	11,996
4/8	Washington	L	91	100	15-62	Ilgauskas 23	Jordan 26	<b>20,562</b>
4/9	@ New Orleans	L	81	100	15-63	Jones 21	Mashburn 28	15,551
4/11	@ Atlanta	L	89	109	15-64	Brown 15	Glover 23	15,056
4/12	New York (OT)	W	104	99	16-64	Davis 37	Thomas 23	12,684
4/14	@ Detroit	L	88	89	16-65	Davis 25	Williamson 18	18,712
4/16	Toronto	W	96	86	17-65	Parker 17	Alston 23	20,251

# 2003-04

## Season Highlights

Final Record: 35-47

Finished: 5th Place in Division

Head Coach: Paul Silas

With the first pick in the 2003 NBA Draft, the Cavaliers selected LeBron James...on June 2, 2003, Paul Silas was named the 15th head coach in team history...Cleveland more than doubled its win total from the previous season (17 in 02-03 to 35 in 03-04)...James became the first Cavalier in franchise history and youngest player ever to be named NBA Rookie of the Year...he averaged 20.9 points, 5.5 rebounds and 5.9 assists per game on the season...James became just the third rookie in NBA history to average 20+ points, 5+ rebounds and 5+ assists (Oscar Robertson and Michael Jordan)...LeBron James was named to the NBA All-Rookie Team...James and Boozier participated in the NBA's Rookie Challenge...Cleveland acquired Jeff McInnis from Portland in exchange for Darius Miles on Jan. 21...in 31 games with McInnis as the starting point guard, the team went 20-11...James won all six Eastern Conference Rookie of the Month awards during the season...Carlos Boozer averaged 15.5 points and 11.4 rebounds to become the first Cavalier since the 94-95 season to average a double-double.

## Final Statistics

2003-04 PLAYER	G	MIN	Field Goals			3-Point FG			Free Throws			Rebounds			AST	PF	DQ	STL	BLK	PTS	AVG	HI
			FG	FGA	PCT	FG	FGA	PCT	FT	FTA	PCT	OFF	DEF	TOT								
James	79	3122	622	1492	.417	63	217	.290	347	460	.754	99	333	432	465	149	0	130	58	1654	20.9	41
Boozier	75	2592	471	900	.523	1	6	.167	219	285	.768	230	627	857	148	199	0	74	55	1162	15.5	32
Davis	22	796	134	311	.431	17	48	.354	51	75	.680	18	103	121	111	51	1	25	8	336	15.3	27
Ilgauskas	81	2539	466	965	.483	2	7	.286	303	406	.746	279	374	653	109	277	2	39	201	1237	15.3	31
McInnis (TOT)	70	2365	334	747	.447	46	127	.362	114	143	.797	33	143	176	430	163	4	72	6	828	11.8	21
McInnis (CLE)	31	1096	138	331	.417	31	80	.388	56	67	.836	17	65	82	234	69	2	36	4	363	11.7	21
Williams (TOT)	71	1886	231	598	.386	35	127	.276	215	283	.760	65	221	286	120	180	0	70	9	712	10.0	22
Williams (CLE)	50	1373	154	421	.366	24	95	.253	137	174	.787	44	147	191	95	128	0	48	8	469	9.4	22
Miles	37	888	143	331	.432	5	30	.167	39	72	.542	48	119	167	80	84	0	25	27	330	8.9	26
Mihm	22	391	59	127	.465	0	0	-	34	48	.708	47	93	140	10	58	1	9	22	152	6.9	21
Wagner	44	708	112	306	.366	31	86	.360	32	47	.681	9	49	58	51	89	0	26	7	287	6.5	21
Nailon (TOT)	57	780	147	327	.450	0	3	.000	47	58	.810	64	79	143	38	93	0	15	8	341	6.0	23
Nailon (CLE)	22	397	73	162	.451	0	3	.000	24	30	.800	30	36	66	17	36	0	4	1	170	7.7	23
Battie (TOT)	73	1478	170	384	.443	2	9	.222	66	89	.742	118	241	359	58	159	0	26	67	408	5.6	17
Battie (CLE)	50	977	114	267	.427	1	8	.125	43	56	.768	79	162	241	37	104	0	18	47	272	5.4	17
Brown (TOT)	55	969	117	254	.461	38	99	.384	17	27	.630	41	105	146	64	80	1	30	7	289	5.3	18
Brown (CLE)	34	561	72	155	.465	26	67	.388	9	14	.643	23	55	78	39	42	0	13	5	179	5.3	13
Ollie	82	1401	95	257	.370	4	9	.444	147	176	.835	23	147	170	234	119	0	51	8	341	4.2	12
Newble	64	1245	108	276	.391	2	19	.105	36	46	.783	65	90	155	72	109	1	25	19	254	4.0	16
Cleaves	4	92	7	23	.304	0	1	.000	1	2	.500	1	6	7	19	13	0	4	2	15	3.8	8
Bremer	31	403	39	137	.285	19	66	.288	13	20	.650	7	26	33	39	27	0	18	4	110	3.5	20
Kapono	41	427	52	129	.403	21	44	.477	20	24	.833	19	36	55	14	41	0	13	2	145	3.5	19
Diop	56	730	57	147	.388	0	0	-	12	20	.600	72	127	199	34	116	1	26	51	126	2.3	8
Sundov	4	29	3	9	.333	0	0	-	3	6	.500	2	8	10	0	7	0	0	0	9	2.3	4
Stewart	8	76	3	7	.429	0	0	-	2	2	1.000	5	13	18	0	21	0	1	8	8	1.0	6
Bountjtie Bountjtie (TOT)	9	26	1	5	.200	0	0	-	2	2	1.000	0	1	1	1	2	0	0	1	4	0.4	2
McCoy	2	12	0	0	-	0	0	-	0	0	-	1	3	4	0	4	0	0	0	0	0.0	0
Cavaliers	82	19855	2922	6753	.433	247	786	.314	1528	2030	.753	1118	2619	3737	1808	1743	8	585	537	7619	92.9	115
Opponents	82	19855	2956	6759	.437	431	1162	.371	1491	1990	.749	971	2475	3446	1783	1656	8	635	434	7834	95.5	126

## Season Leaders (min. 50 games)

Scoring Leaders			Rebounding Leaders			Assist Leaders		
1	LeBron James	20.9 ppg	1	Carlos Boozer	11.4 rpg	1	Jeff McInnis	7.5 apg
2	Carlos Boozer	15.5 ppg	2	Zydrunas Ilgauskas	8.1 rpg	2	LeBron James	5.9 apg
3	Zydrunas Ilgauskas	15.3 ppg	3	LeBron James	5.5 rpg	3	Kevin Ollie	2.9 apg



**2003-04** Top Row (Left to Right) Mark Cashman (Equipment Manager/Travel Coordinator), Stan Kellers (Strength and Conditioning Coach), Betsy McAllister (Video Coordinator), Christian Stamates (Assistant Trainer), Max Benton (Head Trainer), Len Komoroski (President), Lee Nailon, Carlos Boozer, Zydrunas Ilgauskas, Tony Battie, DeSagana Diop, Ruben Bountjtie Bountjtie, Earl Patton (Director of Basketball Administration/Player Development), John Graham (Board Member), Dick Watson (Chief Legal Counsel), Warren Thaler (Secretary), Mark Stormes (CEO), Marvin Cross (Director of Security)  
Bottom Row (Left to Right) Stephen Silas (Assistant Coach), Mark Osowski (Assistant Coach), Kevin Ollie, Dajuan Wagner, Kedrick Brown, Jeff McInnis, Paul Silas (Head Coach), Gordon Gund (Chairman), Jim Paxson (President and General Manager), Ira Newble, LeBron James, Eric Williams, Jason Kapono, Bob Donewald (Assistant Coach), Wes Wilcox (Advance Scout)

# 2003-04

## Cleveland Cavaliers Results

Date	Opponent	W/L	Cle	Opp	Record	Cavaliers High Scorer	Opponent High Scorer	Attend.
10/29	@ Sacramento	L	93	106	0-1	James 25	Stojakovic 22	17,317
10/30	@ Phoenix	L	86	95	0-2	Davis 22	Stoudemire 25	18,422
11/1	@ Portland	L	85	104	0-3	Ilgaukas 21	Randolph 21	20,610
11/5	Denver	L	89	93	0-4	Ilgaukas 23	Boykins 18	<b>20,562</b>
11/7	@ Indiana	L	90	91	0-5	James 23	Artest 21	18,345
11/8	Washington	W	111	98	1-5	Davis / Miles 26	Arenas/Hayes 22	17,706
11/10	New York	W	94	80	2-5	Mihm 19	Houston 22	16,422
11/12	@ Miami	L	83	88	2-6	Ilgaukas 20	Jones 25	15,329
11/14	@ Boston	L	82	91	2-7	Ilgaukas 22	Pierce 19	18,624
11/15	Philadelphia (OT)	W	91	88	3-7	Ilgaukas 28	Iverson/Jackson 19	<b>20,562</b>
11/18	L.A. Clippers	W	103	95	4-7	Davis 27	Drobniak 20	16,176
11/19	@ Washington	L	95	106	4-8	James 28	Arenas 25	19,705
11/21	Minnesota	L	83	97	4-9	James 19	Spewell 31	19,269
11/22	@ Atlanta	L	83	92	4-10	Ilgaukas 21	Abdur-Rahim 26	19,445
11/26	@ New Orleans	L	72	82	4-11	Ilgaukas 20	Davis 26	16,410
11/28	@ Detroit	L	88	92	4-12	Davis 25	Hamilton 44	22,076
11/29	Memphis (OT)	L	115	122	4-13	James 33	Gasol 37	18,102
12/2	@ Denver	L	103	115	4-14	James 19	Anthony 26	19,610
12/3	@ L.A. Clippers	L	80	90	4-15	Ilgaukas 24	Richardson 25	17,445
12/6	Atlanta	W	95	85	5-15	Ilgaukas 19	Abdur-Rahim 43	17,390
12/9	Toronto	L	93	100	5-16	James 18	Carter 22	16,939
12/11	Detroit	W	95	86	6-16	Boozier 28	Hamilton 19	15,115
12/13	Boston	L	98	105	6-17	James 37	Pierce 41	17,353
12/15	@ Indiana	L	85	95	6-18	James 27	O'Neal 24	14,951
12/17	Houston	L	85	89	6-19	Ilgaukas 19	Mobley/Francis 18	14,567
12/19	@ Philadelphia	W	88	81	7-19	James 36	Robinson 18	20,761
12/20	@ Chicago	W	95	87	8-19	James 32	Crawford 16	22,282
12/23	New Orleans	W	97	85	9-19	James 22	Davis 27	16,609
12/25	@ Orlando (OT)	L	101	113	9-20	James 34	McGrady 41	17,283
12/26	Chicago	L	80	87	9-21	James 18	Crawford 30	<b>20,562</b>
12/28	Portland	W	86	74	10-21	James 32	Randolph 20	18,109
12/30	Indiana	L	89	92	10-22	James 22	O'Neal 21	18,648
1/2	@ New Jersey	L	83	97	10-23	Boozier 16	Kidd 26	19,968
1/6	New York	W	107	96	11-23	Ilgaukas 24	Van Horn 20	15,277
1/7	@ Toronto	L	69	75	11-24	James 21	Marshall/Carter 14	19,874
1/9	@ Boston	L	82	107	11-25	James 19	Pierce 30	18,624
1/12	@ L.A. Lakers	L	79	89	11-26	Ilgaukas 19	Cook/Payton 13	18,997
1/13	@ Seattle	W	104	96	12-26	James 27	Allen 25	17,072
1/15	@ Golden State	L	102	119	12-27	James 29	Robinson 35	19,602
1/17	@ Utah (OT)	W	102	96	13-27	Boozier 32	Kirilenko 27	19,622
1/20	Seattle	W	99	94	14-27	Boozier 32	Lewis 27	14,048
1/22	Sacramento	L	89	95	14-28	Wagner 20	Stojakovic 37	17,720
1/24	Philadelphia	W	95	87	15-28	Williams 20	Iverson 32	<b>20,562</b>
1/26	Orlando	W	99	98	16-28	Boozier 23	McGrady 36	14,382
1/28	Miami	W	94	93	17-28	Ilgaukas 30	Jones 16	14,433
1/30	@ Milwaukee	L	95	101	17-29	James 20	Redd 24	18,717
2/1	@ Washington	W	104	100	18-29	James 38	Hayes 20	15,541
2/3	@ Detroit	W	85	82	19-29	Boozier 21	Billups 19	22,076
2/4	L.A. Lakers	L	106	111	19-30	James 32	O'Neal 37	<b>20,562</b>
2/6	@ Minnesota (OT)	L	92	103	19-31	McInnis 21	Garnett 35	19,212
2/7	Washington	L	88	106	19-32	Boozier 19	Arenas 26	<b>20,562</b>
2/9	Boston	W	97	89	20-32	James 24	Pierce 32	15,146
2/11	New Jersey	L	85	105	20-33	Williams 14	Kittles 27	15,074
2/18	Dallas	L	98	114	20-34	Boozier 24	Finley 23	18,349
2/20	San Antonio	W	89	87	21-34	James 32	Duncan/Ginobili 21	<b>20,562</b>
2/22	@ New York	W	92	86	22-34	Ilgaukas 31	Marbury 30	19,763
2/23	New Orleans	W	104	100	23-34	Boozier 24	Davis 34	17,093
2/25	@ Houston	L	84	90	23-35	Ilgaukas/McInnis 17	Mobley 22	18,184
2/27	@ Orlando	W	112	107	24-35	James 30	McGrady 35	17,283
3/1	@ Chicago (OT)	L	81	92	24-36	Ilgaukas 29	Hinrich 22	19,203
3/3	Atlanta	W	112	80	25-36	James 24	Jackson 20	<b>20,562</b>
3/5	@ New Orleans	W	88	85	26-37	James 19	Davis 26	17,795
3/6	Milwaukee	W	106	97	27-36	Ilgaukas 29	Redd 18	<b>20,562</b>
3/8	@ Atlanta	W	108	102	28-36	James 34	Jackson 30	14,050
3/10	@ Toronto	W	106	92	29-36	Ilgaukas 30	Carter 19	17,459
3/14	Indiana	W	107	104	30-36	James 26	O'Neal 32	<b>20,562</b>
3/16	Chicago	W	111	87	31-36	Ilgaukas 24	Crawford 17	17,776
3/19	Utah	L	88	97	31-37	Ilgaukas 24	Bell 23	<b>20,562</b>
3/21	Detroit	L	76	96	31-38	Boozier 21	Billups 18	<b>20,562</b>
3/23	Phoenix	L	86	103	31-39	James 25	Johnson 31	19,024
3/26	@ Philadelphia	L	71	86	31-40	James 16	Salmons 22	20,084
3/27	New Jersey	W	107	104	32-40	James 41	Jefferson 35	<b>20,562</b>
3/29	@ San Antonio	L	93	101	32-41	Ilgaukas/James 18	Ginobili 21	18,797
3/30	@ Dallas	L	109	126	32-42	James 28	Mowitzi 35	20,575
4/2	@ Milwaukee	L	89	107	32-43	Boozier 26	Redd 23	17,813
4/3	Golden State	L	100	103	32-44	James 34	Richardson 35	<b>20,562</b>
4/6	Toronto	L	86	87	32-45	James 21	Carter 32	20,071
4/7	@ Memphis	L	74	92	32-46	Wagner 18	Posey 35	19,351
4/9	@ Miami	L	91	106	32-47	James 24	Wade 20	20,213
4/10	Miami	W	91	80	33-47	McInnis 16	Wade 17	<b>20,562</b>
4/12	Milwaukee	W	93	89	34-47	James 27	Mason 25	<b>20,562</b>
4/14	@ New York	W	100	90	35-47	McInnis 19	Marbury 27	19,763

# 2004-05

## Season Highlights

Final Record: 42-40

Finished: 4th Place in Division

Head Coach: Paul Silas 34-30  
Brendan Malone 8-10

LeBron James averaged a then-franchise best 27.2 points, 7.4 rebounds and 7.2 assists, becoming just the fifth player in NBA history to post averages of 27.0 points, 7.0 rebounds and 7.0 assists...James also became the second player in franchise history to be named an All-Star starter...On March 1, the NBA approved the purchase of the Cleveland Cavaliers by an investor group led by Dan Gilbert, chairman and founder of Quicken Loans...prior to the season on June 20th, Eric Snow was acquired from Philadelphia for Kedrick Brown and Kevin Ollie and on July 23rd, Drew Gooden, Steven Hunter and Anderson Varejao were acquired from Orlando in exchange for Tony Battie and two future second-round picks...Cavs improved their win total by seven games from the season prior by winning 42 games, including going 29-12 at home...Zydrunas Ilgauskas was named an All-Star for the second time in his career...Gooden set career highs in points (14.4), rebounds (9.2), assists (130), steals (77) and blocks (76)...Paul Silas was relieved as head coach on March 21 and Assistant Coach Brendan Malone coached the final 18 games...James was named to the All-NBA Second Team.

## Final Statistics

2004-05 PLAYER	G	MIN	Field Goals			3-Point FG			Free Throws			Rebounds			AST	PF	DQ	STL	BLK	PTS	AVG	HI
			FG	FGA	PCT	FG	FGA	PCT	FT	FTA	PCT	OFF	DEF	REB								
James	80	3388	795	1684	472	108	308	351	477	636	.750	111	477	588	577	146	1	177	52	2175	27.2	56
Ilgauskas	78	2615	458	979	468	2	7	286	402	503	.799	299	373	672	100	313	7	53	165	1320	16.9	35
Gooden	82	2523	464	943	492	5	28	.179	251	310	.810	207	546	753	130	233	2	77	76	1184	14.4	33
McInnis	76	2651	377	915	412	91	264	345	130	160	.813	32	125	157	391	177	1	56	1	975	12.8	26
Weisch (TOT)	71	1317	149	371	402	34	110	309	129	169	.763	26	141	167	103	121	1	44	5	461	6.5	24
Weisch (CLE)	16	192	12	51	235	2	11	.182	20	28	.714	6	22	28	19	16	0	5	0	46	2.9	6
Newble	74	1832	182	424	429	19	53	.358	55	69	.797	78	142	220	91	144	1	50	18	438	5.9	20
Traylor	74	1327	177	399	444	0	8	.000	55	102	.539	136	196	332	61	215	2	54	50	409	5.5	22
Varejao	54	863	99	193	.513	0	2	.000	68	127	.535	109	148	257	27	122	0	41	38	266	4.9	14
Pavlovic	65	862	120	276	.435	30	78	.385	44	64	.688	15	56	71	49	121	0	29	4	314	4.8	17
Harris	73	1128	118	299	.395	21	65	.323	56	69	.812	39	82	121	49	68	0	27	6	313	4.3	16
Wagner	11	102	18	55	.327	5	26	.192	3	4	.750	0	2	2	13	15	0	5	0	44	4.0	9
Snow	81	1844	125	327	.382	13	45	.289	59	80	.738	37	118	155	317	189	0	67	16	322	4.0	16
Jackson	10	43	10	27	.370	4	6	.667	5	6	.833	2	4	6	3	4	0	0	0	29	2.9	7
Williams	19	152	12	41	.293	0	1	.000	9	11	.818	15	15	30	8	30	0	4	6	33	1.7	6
Moiso (TOT)	20	120	9	18	.500	0	1	.000	10	13	.769	10	27	37	1	13	0	3	6	28	1.4	5
Moiso (CLE)	4	27	3	5	.600	0	0	—	0	0	—	1	6	7	1	4	0	1	2	6	1.5	4
Diop	39	306	20	69	.290	0	2	.000	0	5	.000	30	40	70	15	53	0	8	27	40	1.0	6
Cavaliers	82	19855	2990	6687	447	300	904	332	1634	2174	.752	1117	2352	3469	1851	1850	14	654	461	7914	96.5	114
Opponents	82	19855	2913	6444	452	422	1122	376	1601	2135	.750	938	2324	3262	1737	1770	12	549	419	7849	95.7	128

## Season Leaders (min. 50 games)

Scoring Leaders			Rebounding Leaders			Assist Leaders		
1	LeBron James	27.2 ppg	1	Drew Gooden	9.2 rpg	1	LeBron James	7.2 apg
2	Zydrunas Ilgauskas	16.9 ppg	2	Zydrunas Ilgauskas	8.6 rpg	2	Jeff McInnis	5.1 apg
3	Drew Gooden	14.4 ppg	3	LeBron James	7.4 rpg	3	Eric Snow	3.9 apg



**2004-05 Top Row (Left to Right):** Stephen Silas (Assistant Coach), Kenny Natt (Assistant Coach), Betsy McAllister (Video Coordinator), Mark Cashman (Equipment Manager/Travel Coordinator), Stan Kellers (Assistant Coach/Strength & Conditioning Coordinator), Max Benton (Head Athletic Trainer), LeBron James, Drew Gooden, Scott Williams, Zydrunas Ilgauskas, DeSagana Diop, Anderson Varejao, Robert Traylor, Jim Boland (Vice Chairman), John Graham (Board Member), Dick Watson (Chief Legal Counsel), Warren Thaler (Secretary), Mark Stormes (CEO), Brendan Malone (Assistant Coach), Len Komoroski (President)

**Bottom Row (Left to Right):** Mike Mancias (Assistant Trainer), Earl Patton (Director of Basketball Administration/Player Development), Luke Jackson, Ira Newble, Jeff McInnis, Jim Paxson (President and General Manager), Gordon Gund (Chairman), Paul Silas (Head Coach), Sasha Pavlovic, Lucious Harris, Eric Snow, Marvin Cross (Director of Team Security), C.J. Stamatatos (Assistant to Strength & Conditioning Coach)

# 2004-05

## Cleveland Cavaliers Results

Date	Opponent	W/L	Cle	Opp	Record	Cavaliers High Scorer	Opponent High Scorer	Attend.
11/3	Indiana (2OT)	L	104	109	0-1	Ilgaukas 35	Artest 31	19,730
11/4	@Miami	L	86	92	0-2	Gooden 24	Wade 28	20,235
11/6	@Milwaukee	L	88	102	0-3	James 31	Redd 28	17,863
11/9	@Atlanta	W	93	79	1-3	Ilgaukas 27	Walker 22	19,624
11/10	Phoenix (OT)	W	114	109	2-3	James 38	Marion 22	15,190
11/13	Washington	W	105	74	3-3	James 24	Arenas 25	16,105
11/15	Golden State	W	99	88	4-3	James 33	Richardson 27	<b>20,562</b>
11/18	@Charlotte	W	106	89	5-3	James 19	Kapono 16	14,706
11/20	Charlotte	W	100	84	6-3	James 25	Wallace 15	18,045
11/21	@New York	L	88	98	6-4	Gooden 25	Crawford 24	19,763
11/24	Detroit	W	92	76	7-4	James 43	Hamilton 28	19,192
11/26	@Boston	W	98	96	8-4	Gooden 27	Pierce 25	18,624
11/27	Chicago	W	96	74	9-4	James 26	Curry 20	19,763
11/29	@L.A. Clippers	L	82	94	9-5	James 22	Brand 30	16,465
12/1	@Phoenix	L	101	120	9-6	McInnis 26	Three with 21	14,795
12/2	@Denver	W	92	73	10-6	James 17	Anthony 14	19,152
12/4	Toronto	W	105	97	11-6	Gooden/James 27	Alston 20	19,205
12/7	New Jersey	W	103	97	12-6	James 27	Jefferson 27	16,556
12/8	@Chicago	L	85	113	12-7	James 19	Gordon 21	15,374
12/11	@San Antonio	L	97	116	12-8	Gooden 28	Duncan 34	18,797
12/13	@Memphis	W	92	86	13-8	James 31	Gasol 19	15,516
12/15	Portland	W	112	88	14-8	James 25	Miles 21	17,897
12/16	@Detroit	L	69	81	14-9	Gooden 18	Hamilton 21	22,076
12/18	Boston (OT)	L	107	114	14-10	James 31	Pierce 34	18,904
12/21	Minnesota	W	107	97	15-10	James 26	Garnett 26	19,094
12/22	@New Jersey	L	90	92	15-11	James 23	Jefferson 42	16,327
12/26	New Orleans	W	100	91	16-11	James 22	Nailon 18	<b>20,562</b>
12/28	@Atlanta	W	111	102	17-11	James 40	Harrington 31	19,445
12/29	Houston	L	87	98	17-12	Gooden 21	McGrady 34	<b>20,562</b>
1/3	@Charlotte	W	94	83	18-12	James 26	Rush 19	12,690
1/5	Atlanta	W	101	85	19-12	Ilgaukas 28	Walker 26	17,881
1/8	New York	W	104	79	20-12	James 22	T.Thomas 17	<b>20,562</b>
1/11	Charlotte (OT)	W	100	98	21-12	James 29	Brezec/Wallace 18	18,494
1/13	@L.A. Lakers	L	94	98	21-13	James 28	Odum 24	18,997
1/15	@Utah	W	84	71	22-13	James 27	Three with 12	19,572
1/16	@Seattle	L	97	105	22-14	James 35	Allen 27	17,072
1/19	@Portland	W	107	101	23-14	James 27	Van Exel 28	16,398
1/20	@Sacramento	L	96	123	23-15	James 18	Webber 27	17,317
1/22	@Golden State	W	105	87	24-15	James 28	Richardson 22	19,624
1/24	Washington	L	97	106	24-16	James 31	Arenas 30	17,002
1/26	Memphis	W	114	111	25-16	Gooden/James 27	Miller 28	17,057
1/28	@New York	L	96	99	25-17	Ilgaukas 24	Marbury/Crawford 22	19,763
1/30	Milwaukee	W	104	87	26-17	Gooden 33	Redd 23	18,094
2/1	@Orlando	L	102	105	26-18	James 28	Francis 30	15,092
2/3	@Miami	L	88	100	26-19	James 31	O'Neal 26	19,968
2/5	Orlando	W	101	92	27-19	James 30	Hill 17	<b>20,562</b>
2/8	Toronto	W	104	91	28-19	Ilgaukas 23	Rose 21	17,036
2/11	Denver	L	101	106	28-20	James 35	Boykins 20	<b>20,562</b>
2/13	L.A. Lakers	W	103	89	29-20	Ilgaukas 30	Bryant 26	<b>20,562</b>
2/16	Atlanta	W	111	89	30-20	James 28	Walker 21	16,540
2/17	@Minnesota	L	88	94	30-21	James 26	Szczerbialak 26	18,122
2/23	Chicago	W	100	91	31-21	Ilgaukas 33	Gordon 21	<b>20,562</b>
2/25	@Indiana	L	82	106	31-22	James 21	Jackson 28	18,345
2/27	@New Jersey	L	98	104	31-23	James 28	Carter 34	18,452
2/28	San Antonio	L	92	94	31-24	Ilgaukas 26	Duncan 20	18,216
3/2	Seattle	L	86	103	31-25	James 32	Allen 31	17,522
3/4	@Philadelphia	L	89	98	31-26	James 34	Iverson 31	20,883
3/6	Miami	L	82	102	31-27	James 23	E. Jones 19	<b>20,562</b>
3/8	Orlando	W	111	92	32-27	Gooden/James 23	Francis 21	18,148
3/13	Indiana	W	98	86	33-27	James 35	Miller 29	<b>20,562</b>
3/15	Utah	W	92	73	34-27	James 36	Kirilenko 14	19,794
3/16	@Milwaukee	L	88	96	34-28	James 34	Redd 32	17,624
3/18	Philadelphia	L	81	93	34-29	James 16	Iverson 31	<b>20,562</b>
3/20	@Toronto	L	98	105	34-30	James 56	Rose 30	19,800
3/22	Detroit	W	91	76	35-30	James 29	R. Wallace 25	<b>20,562</b>
3/24	@Houston	L	80	99	35-31	Gooden 20	McGrady 31	18,208
3/26	@Dallas	L	86	117	35-32	James 19	Finley 26	20,435
3/28	@New Orleans (OT)	W	109	108	36-32	James 44	Smith 22	16,118
3/29	L.A. Clippers	W	94	84	37-32	James 22	Maggette 26	<b>20,562</b>
3/31	@Chicago (OT)	L	90	102	37-33	Gooden 27	Gordon 21	22,678
4/1	Sacramento	L	109	128	37-34	James 35	Three with 22	<b>20,562</b>
4/3	Dallas	W	100	80	38-34	James 37	Nowitzki 21	<b>20,562</b>
4/5	New Jersey	L	80	111	38-35	James 24	Carter 27	18,668
4/6	@Indiana	L	77	98	38-36	James 20	Jackson 23	17,260
4/8	@Philadelphia	L	98	103	38-37	James 37	Jackson 24	20,800
4/9	Milwaukee	W	98	81	39-37	James 40	Redd 26	<b>20,562</b>
4/11	@Orlando	W	114	106	40-37	James 33	Francis/Howard 23	13,273
4/14	New York	L	89	95	40-38	James 27	Crawford 25	<b>20,562</b>
4/15	@Washington	L	111	119	40-39	James 38	Arenas 33	20,173
4/17	@Detroit	L	87	90	40-40	James 37	Hamilton 19	22,076
4/19	Boston	W	100	86	41-40	James 32	Walker 22	<b>20,562</b>
4/20	@Toronto	W	104	95	42-40	James 27	Rose 25	19,800



# 2005-06

## Season Highlights

Final Record: 50-32

Finished: 2nd Place in Division

Head Coach: Mike Brown

Danny Ferry was named general manager on June 27...The Cavaliers won 50 games for the first time since the 1992-93 season and made their first playoff appearance since 1998...Cleveland finished the playoffs with a 7-6 (.538) record as they topped Washington in six games in the first round and fell to Detroit in seven games in the Eastern Conference Semifinals...LeBron James averaged 30.8 points, 8.1 rebounds and 5.8 assists per game during the playoffs as he joined Oscar Robertson as the only two players to average at least 30.0 points, 8.0 rebounds and 5.0 assists in a single postseason...Mike Brown became the winningest first-year head coach in team history and became just the third Cavaliers' head coach to lead his team to the playoffs in his first season... during the regular season, LeBron James became just the fourth player in NBA history to average at least 31.0 points, 7.0 rebounds and 6.0 assists for an entire season joining Oscar Robertson, Jerry West and Michael Jordan...Cleveland acquired Flip Murray on Feb. 23 from Seattle...in 28 games with the Cavaliers, Murray averaged 13.5 points...the Cavaliers went 31-10 at home...James was named First Team All-NBA and became the youngest All-Star Game MVP in NBA History (21 years, 55 days old).

## Final Statistics

2005-06 PLAYER	G	MIN	Field Goals			3-Point FG			Free Throws			Rebounds			AST	PF	DQ	STL	BLK	PTS	AVG	HI
			FG	FGA	PCT	FG	FGA	PCT	FT	FTA	PCT	OFF	DEF	REB								
James	79	3361	875	1823	480	127	379	.335	601	814	.738	75	481	556	521	181	0	123	66	2478	31.4	52
Ilgaukas	78	2283	450	889	506	0	5	.000	317	380	.834	245	346	591	91	280	5	38	136	1217	15.6	29
Hughes	36	1281	192	469	409	28	76	.368	146	193	.756	26	135	161	131	117	0	53	21	558	15.5	37
Murray (TOT)	76	2112	321	768	418	37	141	.262	172	242	.711	33	120	153	197	133	0	68	11	851	11.2	29
Murray (CLE)	28	1027	142	317	448	20	65	.308	73	104	.702	15	52	67	77	64	0	38	7	377	13.5	25
Gooden	79	2174	334	652	512	1	3	.333	176	258	.682	237	428	665	56	190	2	52	49	845	10.7	23
Marshall	81	2077	265	671	395	128	395	.324	92	123	.748	105	387	492	60	160	0	59	41	750	9.3	25
Jones	82	2089	190	491	387	140	371	.377	32	50	.640	14	119	133	169	112	0	37	1	552	6.7	22
Snow	82	2351	163	399	409	1	10	.100	64	93	.688	38	160	198	346	218	4	76	19	391	4.8	14
Varejao	48	760	79	150	527	0	1	.000	61	119	.513	77	158	235	19	118	2	31	19	219	4.6	14
Pavlovic	53	813	87	212	410	35	96	.365	32	49	.653	16	64	80	25	103	3	19	6	241	4.5	21
Jackson	36	315	29	85	341	12	36	.333	26	33	.788	16	24	40	25	30	0	11	2	96	2.7	14
Graham (TOT)	22	175	21	54	389	2	10	.200	14	15	.933	5	22	27	7	31	0	5	2	58	2.6	9
Graham (CLE)	13	117	14	33	424	0	1	.000	8	9	.889	4	13	17	3	23	0	3	2	36	2.8	8
Henderson	51	531	47	91	516	0	0	---	33	49	.673	60	77	137	10	58	0	9	12	127	2.5	16
Hamilton	11	46	7	13	538	0	---	---	11	16	.688	3	8	11	0	4	0	3	0	25	2.3	6
Newble	36	353	17	57	298	3	13	.231	11	16	.688	21	35	56	9	47	0	5	10	48	1.3	8
Wilks	37	243	17	59	288	2	14	.143	6	12	.500	6	21	27	18	27	0	8	1	42	1.1	6
Andriuskevicius	6	9	0	1	200	0	0	---	0	0	---	1	3	4	0	1	0	2	0	0	0.0	0
Cavaliers	82	19830	2908	6412	454	497	1465	.339	1689	2318	.729	959	2511	3470	1560	1733	16	567	392	8002	97.6	124
Opponents	82	19830	2949	6481	455	459	1291	.356	1462	1970	.742	807	2421	3228	1666	1842	19	540	357	7819	95.4	120

## Season Leaders (min. 50 games)

Scoring Leaders			Rebounding Leaders			Assist Leaders		
1	LeBron James	31.4 ppg	1	Drew Gooden	8.4 rpg	1	LeBron James	6.6 apg
2	Zydrunas Ilgauskas	15.6 ppg	2	Zydrunas Ilgauskas	7.6 rpg	2	Eric Snow	4.2 apg
3	Larry Hughes	15.5 ppg	3	LeBron James	7.0 rpg	3	Larry Hughes	3.6 apg



**2005-06 Top Row (Left to Right):** Mark Cashman (Equipment Manager/Travel Coordinator), C.J. Stamatides (Assistant to Strength & Conditioning Coach), Mike Mancias (Assistant Trainer), Stan Kellers (Assistant Coach/Strength & Conditioning Coordinator), Marvin Cross (Director of Team Security), Max Benton (Head Athletic Trainer), Hank Egan (Assistant Coach), Kenny Natt (Assistant Coach), Melvin Hunt (Assistant Coach), Michael Malone (Assistant Coach), Donyell Marshall, Martynas Andriuskevicius, Zydrunas Ilgauskas, Anderson Varejao, Alan Henderson, Sasha Pavlovic, David Katzman (Vice Chairman), Lance Blanks (Assistant General Manager), Steve Cicurel (Ownership Team), Chris Grant (Assistant General Manager), Ken Sneed (Strength & Conditioning Intern), Betsy McAllister (Video Coordinator), Bryant Moore (Advance Scout/Video Coordinator), Tom Bialaszewski (Video Coordinator Intern), Wes Wilcox (Advance Scout)  
**Bottom Row (Left to Right):** Drew Gooden, Luke Jackson, Flip Murray, Damon Jones, LeBron James, Mike Brown (Head Coach), Dan Gilbert (Majority Owner), Danny Ferry (General Manager), Larry Hughes, Eric Snow, Ira Newble, Stephen Graham



# 2005-06

## Cleveland Cavaliers Results

Date	Opponent	W/L	Cle	Opp	Record	Cavaliers High Scorer	Opp. High Scorer	Attend.
11/2	NO/Okla. City	W	109	87	1-0	James 31	Claxton 16	<b>20,562</b>
11/4	@San Antonio	L	76	102	1-1	James 20	Duncan 21	18,797
11/5	@Memphis	L	106	113	1-2	James 36	Gasol 29	17,368
11/7	@Toronto	W	105	93	2-2	James 27	Bosh 26	18,281
11/9	Seattle	W	112	85	3-2	James 31	Allen 28	19,564
11/11	Memphis	W	89	70	4-2	James 16	E.Jones 15	16,554
11/13	@Orlando	W(OT)	108	100	5-2	James 26	Francis 22	15,414
11/15	Washington	W	114	99	6-2	James 37	Jamison 26	17,685
11/18	Orlando	W	102	84	7-2	Ilgauskas 22	Francis 21	18,591
11/19	@Philadelphia	W	123	120	8-2	Hughes 37	Iverson 37	18,908
11/22	Boston	W	115	93	9-2	James 36	Davis 27	17,139
11/24	@Indiana	L	76	98	9-3	James 19	Artest 21	17,243
11/26	Minnesota	L	85	89	9-4	James 38	Garnett 26	<b>20,562</b>
11/30	L.A. Clippers	W(OT)	112	105	10-4	Ilgauskas 29	Brand 33	18,209
12/2	@Seattle	L	108	115	10-5	James 34	Lewis 26	17,072
12/3	@L.A. Clippers	L	90	102	10-6	James 30	Brand 30	18,369
12/6	@ Sacramento	W	102	97	11-6	James 30	Abdur-Rahim 25	17,317
12/9	New Jersey	L	100	109	11-7	James 32	Carter 38	18,177
12/10	@Milwaukee	L	106	111	11-8	James 52	Ford 24	18,717
12/13	Atlanta	L	94	100	11-9	James 39	Harrington 20	17,114
12/15	Denver	W	94	85	12-9	James 26	Anthony 23	17,182
12/17	Miami	W	115	107	13-9	James 41	Wade 33	<b>20,562</b>
12/20	Utah	W	110	85	14-9	James 25	Ginock 16	19,543
12/22	@Chicago	W	108	100	15-9	James 37	Gordon 22	21,874
12/23	Indiana	W	94	89	16-9	Gooden 21	O'Neal 34	18,757
12/26	Chicago	W	102	91	17-9	James 32	Duhon, Chandler, Nocioni 15	<b>20,562</b>
12/27	@New Jersey	L	91	96	17-10	James 31	Jefferson 28	20,098
12/31	Detroit	W	97	84	18-10	James 30	Hamilton, R. Wallace 21	<b>20,562</b>
1/4	@Milwaukee	W	91	84	19-10	James 32	Redd 28	15,785
1/5	Houston	L	81	90	19-11	James 32	McGrady 34	18,019
1/7	Milwaukee	W	96	88	20-11	James 35	Redd 32	19,840
1/10	New York	L	84	92	20-12	James 36	Crawford 26	18,064
1/12	@L.A. Lakers	L	98	99	20-13	Ilgauskas 29	Bryant 27	18,997
1/14	@Phoenix	L	106	115	20-14	James 46	Marion 25	18,422
1/15	@Portland	L	87	89	20-15	James 29	Patterson, Randolph 16	19,383
1/18	@Denver	L	89	90	20-16	James 24	Boyskins, Anthony 17	19,099
1/20	@Golden State	L	79	99	20-17	Gooden 16	Dunleavy, Richardson 22	20,205
1/21	@Utah	W	108	90	21-17	James 51	Okur 20	19,340
1/24	Indiana	W	96	66	22-17	James 23	Jackson 17	19,069
1/25	@Atlanta	W	106	97	23-17	James 38	Johnson 24	16,089
1/27	@Indiana	W	93	89	24-17	James 30	Granger 21	18,345
1/29	Phoenix	W	113	106	25-17	James 44	Nash 24	<b>20,562</b>
1/30	@Charlotte	W	103	91	26-17	James 30	Anderson 14	17,142
2/1	New Jersey	W	91	85	27-17	James 26	Carter 29	19,460
2/2	@Miami	L	73	101	27-18	James 29	Wade 24	20,168
2/4	Philadelphia	L	95	100	27-19	James 31	Iverson 34	<b>20,562</b>
2/6	Milwaukee	W	89	86	28-19	James 22	Simmons 21	19,126
2/8	@Minnesota	W	97	91	29-19	James 35	Davis 33	17,093
2/10	@Washington	L	89	101	29-20	James 18	Arenas 32	20,173
2/11	Golden State	L	91	99	29-21	James 33	Richardson 31	<b>20,562</b>
2/13	San Antonio	W	101	87	30-21	James 44	Duncan 19	19,486
2/15	@Boston	W(ZOT)	113	109	31-21	James 43	Pierce 50	17,915
2/21	Orlando	W	105	92	32-21	James 26	Howard 23	<b>20,562</b>
2/22	@Philadelphia	L	107	116	32-22	James 33	Iverson 29	20,196
2/24	Washington	L	94	102	32-23	James 25	Arenas 26	<b>20,562</b>
2/26	@Detroit	L	78	90	32-24	James 22	Billups 21	22,076
2/27	Detroit	L	72	84	32-25	James 26	R. Wallace 24	19,286
3/1	Sacramento	L	90	97	32-26	Ilgauskas, James, Murray 19	Thomas 22	17,363
3/2	@Chicago	W	92	91	33-26	James 33	Hinrich 25	20,726
3/5	Chicago	W	91	72	34-26	James 37	Gordon 17	<b>20,562</b>
3/7	Toronto	W	106	99	35-26	Murray 24	James 31	18,077
3/8	@Toronto	W	98	97	36-26	James 35	Peterson 31	19,800
3/10	@Orlando	L	73	102	36-27	James 25	Arroyo 17	17,283
3/12	@Miami	L	92	98	36-28	James 47	Wade 35	20,268
3/14	@Dallas	L	87	91	36-29	James 36	Nowitzki 30	20,425
3/17	Portland	W	99	84	37-29	James 27	Telfair 24	<b>20,562</b>
3/19	L.A.Lakers	W	96	95	38-29	James 29	Bryant 38	<b>20,562</b>
3/22	Charlotte	W(OT)	120	118	39-29	James 37	Felton 30	18,550
3/24	Boston	W	94	82	40-29	James 36	Pierce 24	<b>20,562</b>
3/26	@Houston	W(OT)	104	102	41-29	James 36	Yao 27	16,839
3/29	Dallas	W	107	94	42-29	James 46	Nowitzki 29	19,401
4/1	Miami	W	106	99	43-29	James 47	Wade 44	<b>20,562</b>
4/2	@Charlotte	W	101	97	44-29	James 35	Felton 20	18,491
4/4	Philadelphia	W	124	91	45-29	James 37	Iverson 38	18,581
4/5	@New York	L	94	96	45-30	James 36	Crawford 37	19,763
4/8	@New Jersey	W	108	102	46-30	James 37	Carter 33	19,048
4/10	@NO/Okla. City	W	103	101	47-30	James 32	Paul 22	19,187
4/12	@Detroit	L	73	96	47-31	James 22	R. Wallace 16	22,076
4/13	New York	W	91	87	48-31	Hughes 26	Robinson 32	<b>20,562</b>
4/16	@Washington	L	92	104	48-32	James 17	Arenas 35	18,405
4/17	@Boston	W	93	88	49-32	Hughes 21	Allen 23	18,624
4/19	Atlanta	W	100	99	50-32	Murray 19	J. Smith 21	<b>20,562</b>

# 2006-07

## Season Highlights

Final Record: 50-32

Finished: 2nd Place in Division

Head Coach: Mike Brown


The Cavaliers reached the NBA Finals for the first time in franchise history as they topped the Washington Wizards, New Jersey Nets and Detroit Pistons to claim the team's first Eastern Conference Championship...Cleveland finished the playoffs with a 12-8 (.600) record, which set a franchise record for playoff wins in a season as well as home wins in a playoff season (7-3)...LeBron James scored a then franchise playoff-high 48 points, including 29 of the Cavs final 30 points as the Cavs defeated the Pistons 109-107 in double overtime in Game 5 at Detroit...Cleveland became just the third team all-time to rally from a 2-0 series deficit in the conference finals to win a seven-game series as the Cavaliers defeated the Pistons 4-2 to win the East...the Cavaliers posted at least 50 wins for the second consecutive season for just the second time in franchise history...LeBron James, the leading vote-getter among all players for the 2007 NBA All-Star game, averaged 27.3 points, 6.7 rebounds and 6.0 assists...Cleveland finished 20-21(.488) on the road...Cleveland won 30 games (30-11) at home, marking the seventh time in team history that the Cavs posted at least 30 wins at home in a season...Daniel Gibson connected on 52-124 (.419) three-pointers as a rookie, the third most by a rookie in team history.

## Final Statistics

2006-07 PLAYER	G	MIN	Field Goals			3-Point FG			Free Throws			Rebounds			AST	PF	DQ	STL	BLK	PTS	AVG	HI
			FG	FGA	PCT	FG	FGA	PCT	FT	FTA	PCT	OFF	DEF	TOT								
James	78	3190	772	1621	.476	99	310	.319	489	701	.698	83	443	526	470	171	1	125	55	2132	27.3	41
Hughes	70	2596	381	953	.400	74	222	.333	209	309	.676	41	226	267	256	164	1	89	26	1045	14.9	33
Ilgauskas	78	2130	385	793	.485	0	1	.000	155	192	.807	242	357	599	123	257	4	48	98	925	11.9	27
Gooden	80	2238	371	784	.473	1	6	.167	142	199	.714	263	418	681	88	210	2	70	28	885	11.1	31
Pavlovic	67	1534	222	490	.453	60	148	.405	100	126	.794	23	135	158	105	145	2	55	17	604	9.0	25
Marshall	81	1360	209	493	.424	95	271	.351	53	80	.663	86	237	323	46	130	0	39	43	566	7.0	29
Varejao	81	1932	191	401	.476	0	9	.000	165	268	.616	191	354	545	75	269	2	76	52	547	6.8	17
Da. Jones	60	1173	137	355	.386	89	231	.385	30	44	.682	9	57	66	94	53	0	16	2	393	6.6	29
Gibson	60	988	98	231	.424	52	124	.419	28	39	.718	28	64	92	69	94	1	23	8	276	4.6	19
Snow	82	1929	135	324	.417	0	4	.000	72	113	.637	35	153	188	330	185	0	55	16	342	4.2	18
Brown	23	202	28	74	.378	7	25	.280	10	14	.714	6	15	21	10	24	0	7	3	73	3.2	14
Newble	15	129	16	37	.432	8	15	.533	6	10	.600	13	17	30	2	17	0	6	0	46	3.1	12
Wesley	35	352	22	75	.293	9	38	.237	20	28	.714	3	32	35	37	32	0	12	4	73	2.1	11
Pollard	24	109	11	26	.423	0	0	—	2	4	.500	15	16	31	3	27	0	4	1	24	1.0	4
Dw. Jones	4	18	0	1	.000	0	0	—	3	6	.500	1	5	6	0	3	0	0	0	3	0.8	3
CAVALIERS	82	19880	2978	6658	.447	494	1404	.352	1484	2133	.696	1039	2529	3568	1708	1781	13	625	353	7934	96.8	124
OPPONENTS	82	19880	2838	6337	.448	405	1231	.329	1539	2096	.734	807	2461	3268	1649	1804	14	540	349	7620	92.9	118

## Season Leaders (min. 50 games)

Scoring Leaders			Rebounding Leaders			Assist Leaders		
1	LeBron James	27.3 ppg	1	Drew Gooden	8.5 rpg	1	LeBron James	6.0 app
2	Larry Hughes	14.9 ppg	2	Zydrunas Ilgauskas	7.7 rpg	2	Eric Snow	4.0 app
3	Zydrunas Ilgauskas	11.9 ppg	3	LeBron James	6.7 rpg	3	Larry Hughes	3.7 app



**2006-07 Bottom Row (From left to right):** Max Benton (Head Athletic Trainer), Sasha Pavlovic, Damon Jones, Daniel Gibson, Eric Snow, Mike Brown (Head Coach), Dan Gilbert (Majority Owner), Danny Ferry (General Manager), David Wesley, Shannon Brown, Larry Hughes, LeBron James, Ira Newble, Mike Mancias (Assistant Athletic Trainer)  
**Top Row (From left to right):** Wes Wilcox (Advance Scout), Mark Cashman (Equipment Manager/Travel Coordinator), Stan Kellers (Assistant Coach/Strength and Conditioning Coordinator), Ken Sneed (Assistant to Strength and Conditioning Coach), Marvin Cross (Directory of Team Security), Hank Egan (Assistant Coach), Michael Malone (Assistant Coach), Donyell Marshall, Dwayne Jones, Scott Pollard, Zydrunas Ilgauskas, Anderson Varejao, Drew Gooden, Chris Jent (Director of Player Development/Assistant Coach), Kenny Natt (Assistant Coach), Melvin Hunt (Assistant Coach), Chris Grant (Assistant General Manager), Bryant Moore (Scout/Video Coach), Steve Hetzel (Video Coordinator), George Sibel (Physical Therapist), Lance Blanks (Assistant General Manager)

# 2006-07

## Cleveland Cavaliers Results

Date	Opponent	W/L	Cle	Opp	Record	Cavaliers High Scorer	Opp. High Scorer	Attend.
11/1	Washington	W	97	94	1-0	Hughes 27	Butler 23	<b>20,562</b>
11/3	@ San Antonio	W	88	81	2-0	James 35	Duncan 25	18,797
11/4	@ Charlotte	L	88	92	2-1	Gooden 21	Felton 23	19,147
11/7	Atlanta (OT)	L	95	104	2-2	James 34	J. Johnson 25	<b>20,562</b>
11/9	Chicago	W	113	94	3-2	Gooden 20	Hinrich 20	19,947
11/11	Boston	W	94	93	4-2	James 38	Pierce 19	<b>20,562</b>
11/13	@ New York	W	102	96	5-2	James, Da. Jones 29	Robinson 19	18,468
11/15	Portland	W	100	87	6-2	James 32	Randolph 26	20,096
11/17	Minnesota	W	92	76	7-2	James 37	Garnett 14	<b>20,562</b>
11/18	@ Washington	L	99	111	7-3	James 20	Arenas 45	20,173
11/21	Memphis	W	97	94	8-3	Gooden 22	Atkins 17	<b>20,562</b>
11/22	@ Toronto	L	87	95	8-4	James 30	Bosh 25	19,800
11/24	@ Indiana	L	87	97	8-5	James 30	O'Neal 29	18,165
11/25	Philadelphia	W	108	95	9-5	James 25	Iverson 31	<b>20,562</b>
11/29	New York	L	98	101	9-6	James 27	Richardson 27	20,192
12/1	@ Atlanta	W	106	95	10-6	James 31	J. Johnson 31	19,650
12/2	@ Houston	L	63	81	10-7	James 21	Yao 24	18,260
12/6	Toronto	W	95	91	11-7	James 26	Parker, Bosh 18	20,119
12/9	Indiana	W	107	75	12-7	James 27	Armstrong 13	<b>20,562</b>
12/11	@ NO/Oklahoma City	L	89	95	12-8	Varejao 17	Paul 30	19,164
12/13	Charlotte	W	104	101	13-8	James 22	Morrison 16	<b>20,562</b>
12/15	Seattle	W	106	84	14-8	Hughes 25	Wilcox 20	<b>20,562</b>
12/16	@ Orlando	L	74	81	14-9	James 29	Hill 21	17,451
12/20	@ New Jersey	L	111	113	14-10	James 37	Carter 38	17,270
12/21	Detroit	L	71	87	14-11	James 26	Billups 17	<b>20,562</b>
12/23	Orlando	W	86	83	15-11	James 32	Howard 17	<b>20,562</b>
12/27	@ Atlanta	W	89	76	16-11	James 27	Pachulia 22	19,467
12/29	Milwaukee	W	109	99	17-11	James 32	Redd 24	<b>20,562</b>
12/30	@ Chicago	L	96	103	17-12	James 33	Deng 32	22,965
1/2	San Antonio	W	82	78	18-12	James 19	Parker 26	20,214
1/3	@ Boston	W	107	104	19-12	James 32	Allen 22	18,624
1/5	@ Milwaukee	W	95	86	20-12	Gooden 31	Redd 26	18,717
1/6	New Jersey	W	96	91	21-12	Hughes, Gooden 21	Moore, Carter 18	<b>20,562</b>
1/9	@ Sacramento	W	108	98	22-12	James 34	Bibby 26	17,317
1/11	@ Phoenix	L	90	109	22-13	James 34	Marion 19	18,422
1/13	@ L.A. Clippers	W	104	92	23-13	James 28	Maggette 22	20,027
1/16	@ Seattle	L	96	101	23-14	James 30	Allen 22	15,619
1/17	@ Portland	L	76	94	23-15	James 23	Randolph 26	19,228
1/19	@ Denver	L	99	110	23-16	James 30	Camby 20	19,155
1/20	@ Golden State (OT)	W	106	104	24-16	James 32	Jackson 29	19,864
1/22	Orlando	L	79	90	24-17	James 18	Hill 22	<b>20,562</b>
1/24	Philadelphia (2OT)	L	115	118	24-18	James 39	Iguodala 34	<b>20,562</b>
1/26	@ Philadelphia	W	105	97	25-18	Gooden 21	Iguodala 22	19,523
1/28	Phoenix	L	100	115	25-19	James 30	Marion, Nash 23	<b>20,562</b>
1/30	Golden State	W	124	37	26-19	Pavlovic 24	Davis 21	19,443
2/1	@ Miami	L	89	92	26-20	Gibson 19	Wade 41	20,125
2/2	Charlotte	W	101	81	27-20	James 18	Wallace 16	<b>20,562</b>
2/4	Detroit	L	78	90	27-21	James 21	Billups 18	20,140
2/7	L.A. Clippers	W	94	77	28-21	Ilgaukas 16	Brand 21	20,129
2/9	Miami	W	103	79	29-21	James 29	Wade 27	<b>20,562</b>
2/11	L.A. Lakers	W	99	90	30-21	Pavlovic 21	Bryant 36	<b>20,562</b>
2/14	@ Utah	L	98	99	30-22	Hughes 33	Williams 33	19,911
2/15	@ L.A. Lakers	W	114	108	31-22	James 38	Bryant 34	18,997
2/21	@ Toronto	W	86	85	32-22	James 29	Bosh 24	19,800
2/22	Chicago	L	78	84	32-23	James 29	Deng 18	<b>20,562</b>
2/25	@ Miami	L	81	86	32-24	James 29	O'Neal 19	20,255
2/27	NO/Oklahoma City	W	97	89	33-24	James 35	West 25	19,619
3/1	@ Dallas	L	92	95	33-25	James 39	Nowitzki 24	20,428
3/3	Toronto	W	120	97	34-25	James 36	Bosh 25	<b>20,562</b>
3/5	Houston	W	91	85	35-25	James 32	McGrady 25	<b>20,562</b>
3/7	@ Detroit (OT)	W	101	97	36-25	James 41	Hamilton 29	22,076
3/10	@ Milwaukee	W	94	92	37-25	James 32	Redd 29	18,081
3/11	Indiana	W	99	88	38-25	James 26	Dunleavy 25	<b>20,562</b>
3/13	Sacramento	W	124	100	39-25	Hughes, Pavlovic 25	Artest 19	<b>20,562</b>
3/14	@ Memphis	W	118	96	40-25	James 29	Gay 24	14,561
3/17	Utah	W	82	73	41-25	James 24	Boozier, Okur 19	<b>20,562</b>
3/20	@ Charlotte (OT)	L	100	108	41-26	James 37	Wallace 27	17,043
3/21	Dallas	L	90	98	41-27	James 31	Nowitzki 23	<b>20,562</b>
3/23	New York	W	90	68	42-27	James 21	Curry 27	<b>20,562</b>
3/25	Denver	L	93	105	42-28	James, Ilgauskas 18	Anthony 27	<b>20,562</b>
3/27	@ Indiana	W	105	94	43-28	James 26	O'Neal 32	14,024
3/28	@ New York	L	93	97	43-29	James 24	Curry 25	19,763
3/31	@ Chicago (OT)	W	112	108	44-29	James 39	Gordon 37	22,960
4/1	@ Boston	L	96	98	44-30	Hughes 24	Green 25	17,204
4/3	@ Minnesota	W	101	88	45-30	James 31	Garnett 22	16,118
4/5	Miami (OT)	L	90	94	45-31	James 35	O'Neal, Walker 20	<b>20,562</b>
4/6	@ Washington	W	99	94	46-31	James 25	Jamison 27	20,173
4/8	@ Detroit	L	82	87	46-32	James 20	Hamilton 21	22,076
4/12	New Jersey	W	94	76	47-32	James 35	Carter 26	<b>20,562</b>
4/14	Atlanta	W	110	76	48-32	James 23	Smith 23	<b>20,562</b>
4/17	@ Philadelphia	W	98	92	49-32	Hughes 22	Green 24	17,693
4/18	Milwaukee	W	109	96	50-32	James 24	Boykins 28	<b>20,562</b>

# 2007-08

## Season Highlights

**Final Record:** 45-37

**Finished:** 2nd Place in Division

**Head Coach:** Mike Brown

Cleveland advanced to the postseason for the third consecutive year, marking the second time in franchise history (1991-94) that the team accomplished that feat...The Cavaliers defeated the Wizards in six games before losing to the eventual NBA Champion Boston Celtics in Game 7 of the Eastern Conference Semifinals despite LeBron James' 45-point effort...James finished the postseason with averages of 28.2 points, 7.8 rebounds and 7.6 assists, joining Oscar Robertson as the only players in NBA playoff history to post at least those numbers in a playoff season...Zydrunas Ilgauskas set the team record for games played in the playoffs during the Cavs 13-game run...James led the NBA in scoring (30.0) during the regular season, becoming the first Cavalier to ever lead the league...on March 21, James became the franchise's all-time leading scorer, surpassing Brad Daugherty (10,389)...on Feb. 21, the Cavs completed a three-team, 11-player trade in which they acquired forward/center Ben Wallace, forward/center Joe Smith and a future second-round pick from the Chicago Bulls and guard/forward Wally Szczerbiak and guard Delonte West from the Seattle SuperSonics...LeBron James was named MVP of the 2008 All-Star Game following a 27-point, eight-rebound and nine-assist performance and Daniel Gibson was named MVP of the T-Mobile Rookie Challenge in New Orleans. Gibson also finished second in the Foot Locker Three-Point Shootout.

## Final Statistics

2007-08 PLAYER	G	GS	MIN	Field Goals			3-Point FG			Free Throws			Rebounds		AST	PF	DQ	STL	TO	BLK	PTS	AVG	HI	
				FG	FGA	PCT	FG	FGA	PCT	FT	FITA	PCT	OFF	DEF										TOT
James	75	74	3027	794	1642	484	113	359	315	549	771	712	133	459	592	539	165	1	138	255	81	2250	30.0	51
Ilgauskas	73	73	2222	417	879	474	0	1	0.000	195	243	802	263	419	682	104	247	4	34	135	120	1029	14.1	29
Hughes	40	32	1210	180	478	377	43	126	341	88	108	815	27	116	143	94	91	0	60	72	11	491	12.3	40
Szczerbiak (TOT)	75	2	1737	311	722	431	90	218	413	149	175	851	34	183	217	104	103	0	23	76	12	861	11.5	32
Szczerbiak (CLE)	25	1	556	75	209	359	19	52	365	36	41	878	18	63	81	35	36	0	9	20	7	205	8.2	18
Gooden	51	51	1564	232	523	444	0	3	0.000	110	151	728	117	306	423	50	144	0	35	91	30	574	11.3	24
Gibson	58	26	1765	201	465	432	118	268	440	85	105	810	30	104	134	145	163	2	47	76	14	605	10.4	26
Smith (TOT)	77	36	1726	312	653	478	0	3	0.000	154	204	755	163	238	401	66	186	0	34	71	47	778	10.1	31
Smith (CLE)	27	1	580	87	170	512	0	2	0.000	45	69	652	55	81	136	19	73	0	9	22	16	219	8.1	20
West (TOT)	61	31	1534	196	475	413	48	135	356	67	91	736	31	162	193	229	103	1	59	117	29	507	8.3	20
West (CLE)	26	26	806	98	225	440	29	79	367	41	52	788	18	79	97	116	59	1	29	51	19	288	10.3	20
D. Brown	78	20	1762	217	531	409	45	146	308	107	142	754	65	198	263	175	144	1	52	99	7	586	7.5	20
Pavlovic	51	45	1188	146	403	362	34	114	298	53	77	688	35	93	128	82	117	2	29	55	6	379	7.4	24
S. Brown	15	4	218	41	111	369	9	29	310	14	23	609	5	13	18	17	27	0	10	19	1	105	7.0	20
Varejao	48	13	1320	138	295	461	0	2	0.000	49	82	598	134	265	399	53	134	1	37	59	26	321	6.7	17
Da. Jones	67	3	1336	151	363	416	115	276	417	20	28	714	5	67	72	126	66	0	19	36	1	437	6.5	27
Wallace (TOT)	72	72	2205	138	352	392	0	4	0.000	72	169	426	234	370	604	105	121	0	88	67	117	348	4.8	12
Wallace (CLE)	22	22	578	37	81	457	0	0	---	19	44	432	59	104	163	13	35	0	19	18	37	93	4.2	12
Newble	41	13	650	71	158	449	15	45	333	20	26	769	41	73	114	14	64	0	27	31	7	177	4.3	18
Marshall	11	1	156	13	44	295	8	23	348	7	9	778	9	21	30	5	16	0	2	6	9	41	3.7	9
Dw. Jones	56	0	472	25	47	532	0	1	0.000	28	58	483	69	71	140	10	88	0	10	17	25	78	1.4	9
Thomas (TOT)	11	0	42	4	17	235	4	16	250	2	2	1,000	0	2	2	0	4	0	1	4	0	14	1.3	9
Thomas (CLE)	7	0	34	4	14	286	4	13	308	0	0	---	0	2	2	0	4	0	1	3	0	12	1.7	9
Allred	3	0	10	1	4	250	0	0	---	1	2	500	0	1	1	0	1	0	0	0	0	3	1.0	3
Snow	22	5	305	6	38	158	0	2	0.000	10	22	455	4	16	20	42	30	0	10	10	4	22	1.0	5
Nichols	3	0	14	1	8	125	0	3	0.000	0	0	---	0	1	1	0	0	0	0	2	0	2	0.7	2
Simmons	7	0	68	2	6	333	0	0	---	0	8	0.000	5	10	15	0	7	0	2	4	5	4	0.6	2
Dickens	5	0	12	1	3	333	0	0	---	0	0	---	0	1	1	1	1	0	0	1	2	0.4	2	
CAVALIERS	82	-	19855	2937	6697	439	552	1544	358	1477	2061	717	1092	2563	3655	1640	1712	12	579	1145	427	7903	96.4	132
OPPONENTS	82	-	19855	2939	6462	455	506	1419	357	1548	2070	748	814	2500	3314	1721	1666	13	559	1092	388	7932	96.7	124

## Season Leaders (min. 50 games)

Scoring Leaders			Rebounding Leaders			Assist Leaders		
1	LeBron James	30.0 ppg	1	Zydrunas Ilgauskas	9.3 rpg	1	LeBron James	7.2 apg
2	Zydrunas Ilgauskas	14.1 ppg	2	Drew Gooden	8.3 rpg	2	Daniel Gibson	2.5 apg
3	Drew Gooden	11.3 ppg	3	LeBron James	7.9 rpg	3	Devin Brown	2.2 apg



**2007-08 Top Row (From left to right):** Lloyd Pierce (Player Development Coordinator), Chris Jent (Assistant Coach/ Director of Player Development), John Kuester (Assistant Coach), Michael Malone (Assistant Coach), Melvin Hunt (Assistant Coach), Hank Egan (Assistant Coach), Dwayne Jones, Anderson Varejao, Zydrunas Ilgauskas, Lance Allred, Joe Smith, Ben Wallace, Chris Grant (Assistant General Manager), Lance Blanks (Assistant General Manager), Bryant Moore (Advance Scout), Marvin Cross (Director of Team Security), Ken Sneed (Team Assistant), Steve Hetzel (Video Coordinator), George Sibel (Physical Therapist)

**Bottom Row (From left to right):** Stan Kellers (Assistant Coach/Strength and Conditioning Coordinator), Max Benton (Head Athletic Trainer), Wally Szczerbiak, Daniel Gibson, Sasha Pavlovic, Delonte West, Danny Ferry (General Manager), Dan Gilbert (Majority Owner), Mike Brown (Head Coach), LeBron James, Damon Jones, Devin Brown, Eric Snow, Mike Mancias (Assistant Athletic Trainer), Mark Cashman (Equipment Manager/Travel Coordinator)

# 2007-08

## Cleveland Cavaliers Results

Date	Opponent	W/L	Cle	Opp	Record	Cavaliers High Scorer	Opp. High Scorer	Attend.
10/31	Dallas	L	74	92	0-1	Ilgauskas 17	Terry 24	<b>20,562</b>
11/2	New York	W	110	106	1-1	James 45	Crawford 25	<b>20,562</b>
11/4	@ Phoenix	L	92	103	1-2	James 27	Nash 30	18,422
11/6	@ Golden State	W	108	104	2-2	James 24	Davis 29	19,596
11/7	@ Utah	L	101	103	2-3	James 32	Millsap 24	19,911
11/9	@ Sacramento	W	93	91	3-3	James 26	Martin 32	15,293
11/11	@ L.C. Clippers	W	103	95	4-3	Ilgauskas 25	Cassell 28	15,541
11/12	@ Denver	L	100	122	4-4	James 27	Iverson 37	19,155
11/14	Orlando (OT)	L	116	117	4-5	James 39	Howard 35	<b>20,562</b>
11/16	Utah	W	99	94	5-5	James 40	Boozler 26	19,682
11/20	Milwaukee	L	107	111	5-6	James 34	Radd 34	20,115
11/21	@ Minnesota	W	97	86	6-6	James 45	Jefferson 30	15,224
11/24	Toronto	W	111	108	7-6	James 37	Bosh 41	20,018
11/25	@ Indiana	W	111	106	8-6	James 30	Daniels 25	11,603
11/27	Boston (OT)	W	109	104	9-6	James 18	R. Allen 29	<b>20,562</b>
11/28	@ Detroit	L	74	109	9-7	James 35	Hamilton 18	22,076
11/30	@ Toronto	L	82	91	9-8	Gibson 24	Bargnani 26	19,800
12/2	@ Boston	L	70	80	9-9	Ilgauskas 12	R. Allen 20	18,624
12/4	New Jersey	L	79	100	9-10	S. Brown 20	Jefferson 36	19,838
12/5	@ Washington	L	86	105	9-11	Gooden/S. Brown/Gibson 13	Butler 27	17,684
12/8	@ Charlotte	L	93	96	9-12	Hughes 22	Wallace 22	17,624
12/11	Indiana	W	118	105	10-12	Hughes 36	Dunleavy 23	20,010
12/14	@ New Jersey	L	97	105	10-13	James 29	Carter 32	15,242
12/15	Philadelphia	L	86	92	10-14	Gooden/James 21	Iguodala/Miller 20	<b>20,562</b>
12/17	Milwaukee (2OT)	W	104	99	11-14	James 31	Redd 22	<b>20,562</b>
12/19	@ New York	L	90	108	11-15	James 32	Lee 22	18,704
12/20	L.A. Lakers	W	94	90	12-15	James 33	Bryant 21	<b>20,562</b>
12/23	Golden State	L	96	105	12-16	James 25	Jackson 29	<b>20,562</b>
12/25	Miami	W	96	82	13-16	James 25	Wade 22	<b>20,562</b>
12/27	@ Dallas	W	88	81	14-16	James 24	Jo. Howard/Nowitzki 19	20,462
12/29	@ New Orleans	L	76	86	14-17	James 21	West 27	17,623
1/2	Atlanta	W	98	94	15-17	James 36	J. Johnson 24	<b>20,562</b>
1/4	Sacramento	W	97	93	16-17	James 24	Salmons 22	<b>20,562</b>
1/6	@ Toronto	W	93	90	17-17	James 39	Bosh 23	19,800
1/8	Seattle	W	95	79	18-17	James 22	Durant 24	20,409
1/9	@ Atlanta	L	81	90	18-18	James 31	J. Johnson 29	16,246
1/11	Charlotte (2OT)	W	113	106	19-18	James 31	Wallace 27	<b>20,562</b>
1/15	@ Memphis (OT)	@	132	124	20-18	James 51	Gay 30	13,871
1/17	@ San Antonio	W	90	88	21-18	James 27	Ginobili 31	18,482
1/21	@ Miami	W	97	90	22-18	James 28	Wade 42	19,600
1/23	Washington	W	121	85	23-18	Ilgauskas 24	Haywood 11	<b>20,562</b>
1/25	Phoenix	L	108	110	23-19	James 36	Bell 27	<b>20,562</b>
1/27	@ L.A. Lakers	W	98	95	24-19	James 41	Bryant 33	18,997
1/30	@ Portland	W	84	83	25-19	James 37	Roy/Aldridge 16	20,501
1/31	@ Seattle	L	95	101	25-20	Hughes 28	Durant 24	13,109
2/2	L.A. Clippers	W	98	84	26-20	James 28	Thornton 23	<b>20,562</b>
2/5	Boston	W	114	113	27-20	James 33	R. Allen 24	<b>20,562</b>
2/7	@ Houston	L	77	92	27-21	James 32	Yao 22	18,402
2/8	@ Atlanta	W	100	95	28-21	James 26	J. Johnson 23	19,335
2/10	Denver	L	83	113	28-22	James 30	Anthony 27	<b>20,562</b>
2/11	@ Orlando	W	118	111	29-22	Hughes 40	Turkoglu 25	17,519
2/13	San Antonio	L	105	112	29-23	James 39	Ginobili 46	<b>20,562</b>
2/19	Houston	L	85	93	29-24	James 26	Alston 22	<b>20,562</b>
2/20	@ Indiana	W	106	97	30-24	James 31	Granger 30	13,096
2/22	Washington	W	90	89	31-24	James 33	Songaila 19	<b>20,562</b>
2/24	Memphis	W	109	89	32-24	James 25	Warrick 21	<b>20,562</b>
2/26	@ Milwaukee	L	102	105	32-25	James 35	Williams 37	15,346
2/27	@ Boston	L	87	92	32-26	James 26	R. Allen 22	18,624
2/29	Minnesota	W	92	84	33-26	James 30	Jefferson 22	<b>20,562</b>
3/2	Chicago	W	95	86	34-26	James 37	Hughes 23	<b>20,562</b>
3/5	@ New York	W	119	105	35-26	James 50	Crawford 25	18,760
3/6	@ Chicago	L	96	107	35-27	James 39	Gordon/Deng 23	22,097
3/8	Indiana	W	103	95	36-27	James 38	Granger 19	<b>20,562</b>
3/10	Portland	W	88	80	37-27	James 24	Aldridge 25	20,213
3/12	@ New Jersey	L	99	104	37-28	James 42	Jefferson 24	18,287
3/13	@ Washington	L	99	101	37-29	James 25	Butler 19	20,173
3/16	Charlotte	W	98	91	38-29	James 33	Richardson 33	<b>20,562</b>
3/17	@ Orlando	L	90	104	38-30	James 30	Howard 23	17,519
3/19	Detroit	W	89	73	39-30	James 30	Wallace 16	<b>20,562</b>
3/21	Toronto	W	90	83	40-30	James 29	Bosh 24	<b>20,562</b>
3/22	@ Milwaukee	L	98	108	40-31	James 29	Williams 29	15,337
3/26	New Orleans	L	99	100	40-32	Ilgauskas 29	Stojakovic 25	<b>20,562</b>
3/29	@ Detroit	L	71	85	40-33	James 13	Hamilton 14	22,076
3/30	Philadelphia	W	91	88	41-33	James 26	Iguodala 19	<b>20,562</b>
4/2	@ Charlotte	W	118	114	42-33	James 29	Richardson 31	15,106
4/3	Chicago	L	98	101	42-34	James 33	Hughes 25	<b>20,562</b>
4/5	Orlando	L	86	101	42-35	West 19	Turkoglu 23	<b>20,562</b>
4/9	New Jersey	W	104	83	43-35	James 33	Carter 19	20,063
4/11	@ Chicago	L	85	100	43-36	James 34	Deng 21	22,084
4/13	Miami	W	84	76	44-36	West 18	Davis 17	<b>20,562</b>
4/14	@ Philadelphia	W	91	90	45-36	James 27	Miller 26	20,730
4/16	Detroit	L	74	84	45-37	Szczerbiak 18	Affalo 15	<b>20,562</b>

# 2008-09

## Season Highlights

**Final Record:** 66-16

**Finished:** 1st Place in Division

**Head Coach:** Mike Brown

The Cavaliers finished the season with a franchise and NBA-best record of 66-16...LeBron James set an NBA record by being named Eastern Conference Player of the Week seven times, on his way to becoming the first Cavalier to win NBA Most Valuable Player...James also was named Eastern Conference Player of the Month on four occasions and named to the NBA All-Defensive First Team for the first time...Head Coach Mike Brown was named the NBA's Coach of the Year, becoming only the second head coach in franchise history to receive the honor...Cleveland also posted a franchise-best 39-2 (.951) record at The Q...the Cavaliers defense ranked 1st in points allowed (91.4), second in defensive field goal percentage (.431) and first in defensive three-point field goal percentage (.333)...Zydrunas Ilgauskas became the franchise's all-time leading rebounder on Dec. 9th versus Toronto and scored his 10,000th point as a Cavalier on March 21st versus Atlanta...Mo Williams joined James on the 2009 Eastern Conference All-Star Team and averaged 17.8 points per game on .467 shooting, including shooting .436 from three-point range (11th in the NBA) and .912 from the free throw line (4th in the NBA), and 4.1 assists per game...the Cavs won a franchise-high 13 consecutive games (March 7 - 31) and tied the NBA record for wins in a month in March after posting a 16-1 (.941) record...the Cavs opened the 2009 postseason by sweeping the Detroit Pistons and Atlanta Hawks, becoming only the 7th team in NBA history to accomplish that feat and setting a franchise high for consecutive post-season wins...James scored a franchise-record 49 points in Game 1 versus Orlando in the Conference Finals...the Cavs were eliminated in six games by the Magic.

## Final Statistics

2008-09 PLAYER	G	MIN	FG	FGA	PCT	3-Point FG	3-Point FGA	PCT	Free Throws FT	Free Throws FTA	PCT	Rebounds OFF	Rebounds DEF	REB	AST	PF	DQ	STL	BLK	PTS	AVG	HI
James	81	3054	789	1613	.489	132	384	.344	594	762	.780	106	507	613	587	139	0	137	93	2304	28.4	55
M. Williams	81	2834	526	1126	.467	183	420	.436	208	228	.912	47	232	279	329	215	1	69	9	1443	17.8	44
Ilgauskas	65	1765	342	724	.472	15	39	.385	139	174	.799	157	333	490	64	183	1	28	84	838	12.9	23
West	64	2152	285	624	.457	91	228	.399	90	108	.833	31	172	203	228	125	1	94	13	751	11.7	25
Varejao	81	2306	270	504	.536	0	2	.000	154	250	.616	166	415	581	81	239	2	75	66	694	8.6	26
Gibson	75	1795	206	527	.391	108	283	.382	66	86	.767	31	124	155	132	163	0	44	16	586	7.8	28
Szczerbiak	74	1527	179	398	.450	69	168	.411	90	106	.849	43	189	232	82	130	0	28	10	517	7.0	21
Smith (TOT)	57	1102	156	333	.468	3	7	.429	59	82	.720	89	174	263	41	122	1	17	40	374	6.6	14
Smith (CLE)	21	411	57	115	.496	1	3	.333	21	28	.750	36	64	100	16	50	0	7	14	136	6.5	12
Pavlovic	66	1053	116	275	.422	48	117	.410	25	54	.463	31	96	127	72	122	4	22	16	305	4.6	20
Hickson	62	705	100	194	.515	0	0	---	45	67	.672	52	113	165	9	81	0	14	30	245	4.0	14
Wallace	56	1314	69	155	.445	0	0	---	27	64	.422	136	226	362	44	82	0	48	75	165	2.9	13
Kinsey	50	277	31	69	.449	7	18	.389	33	38	.868	10	28	38	10	34	1	12	0	102	2.0	11
Jackson	51	430	37	86	.430	0	2	.000	24	35	.686	32	55	87	8	77	0	10	4	98	1.9	15
Wright	17	125	10	27	.370	0	0	---	3	8	.375	7	18	25	3	17	0	4	5	23	1.4	7
J. Williams	10	20	5	12	.417	2	6	.333	0	0	---	1	1	2	0	2	0	1	0	12	1.2	8
Johnson	4	14	0	5	.000	0	0	---	4	4	1.000	0	1	1	0	4	0	0	0	4	1.0	4
Cavaliers	82	19780	3022	6454	0.468	656	1670	0.393	1523	2012	0.757	886	2574	3460	1663	1663	10	593	435	8223	100.3	126
Opponents	82	19780	2775	6444	.431	482	1447	0.333	1459	1895	0.77	878	2310	3188	1568	1664	16	519	338	7491	91.4	123

## Season Leaders (min. 50 games)

Scoring Leaders			Rebounding Leaders			Assist Leaders		
1	LeBron James	28.4 ppg	1	LeBron James	7.6 rpg	1	LeBron James	7.2 apg
2	Mo Williams	17.8 ppg	2	Zydrunas Ilgauskas	7.5 rpg	2	Mo Williams	4.1 apg
3	Zydrunas Ilgauskas	12.9 ppg	3	Anderson Varejao	7.2 rpg	3	Delonte West	3.5 apg



**2008-09 Top Row (From left to right):** Nate Forbes (Vice Chairman), Mark Cashman (Equipment Manager/Travel Coordinator), Max Benton (Head Athletic Trainer), Stan Kellers (Assistant Coach/Strength and Conditioning Coordinator), Steve Hetzel (Video Coordinator), Bryant Moore (Advance Scout), Lloyd Pierce (Player Development Coordinator), Hank Egan (Assistant Coach), Ben Wallace, Lorenzen Wright, Zydrunas Ilgauskas, Anderson Varejao, Joe Smith, Chris Jent (Assistant Coach/Director of Player Development), Melvin Hunt (Assistant Coach), John Kuester (Assistant Coach), Michael Malone (Assistant Coach), Marvin Cross (Director of Team Security), Ken Sneed (Team Assistant), George Sibel (Physical Therapist), Mike Mancias (Assistant Athletic Trainer), Jeff Cohen (Vice Chairman)

**Bottom Row (From left to right):** Chris Grant (Assistant General Manager), Lance Blanks (Assistant General Manager), Darnell Jackson, J.J. Hickson, Sasha Pavlovic Wally Szczerbiak, Danny Ferry (General Manager), Dan Gilbert (Majority Owner), Mike Brown (Head Coach), Daniel Gibson, Delonte West, Mo Williams, LeBron James, Tarence Kinsey.



# 2008-09

## Cleveland Cavaliers Results

Date	Opponent	W/L	Cle	Opp	Record	Cavaliers High Scorer	Opp. High Scorer	Attend.
10/28	@Boston	L	85	90	0-1	James 22	Pierce 27	18,624
10/30	CHARLOTTE	W	96	79	1-1	Gibson 25	Richardson 24	<b>20,562</b>
11/1	@New Orleans	L	92	104	1-2	Ilgauskas 18	West 25	18,150
11/3	@Dallas	W	100	81	2-2	James 29	Howard 18	19,923
11/5	CHICAGO	W	107	93	3-2	James 41	Gordon 31	<b>20,562</b>
11/7	INDIANA	W	111	107	4-2	James 27	Granger 33	<b>20,562</b>
11/8	@Chicago	W	106	97	5-2	James 41	Gordon 29	21,965
11/11	MILWAUKEE	W	99	93	6-2	James 41	Jefferson 19	19,842
11/13	DENVER	W	110	99	7-2	M. Williams 24	Billups 26	<b>20,562</b>
11/15	UTAH	W	105	93	8-2	James 38	Boozer 17	<b>20,562</b>
11/18	@New Jersey	W	106	82	9-2	James 31	Harris 23	16,911
11/19	@Detroit	L	89	96	9-3	James, M. Williams 25	Iverson 23	22,076
11/22	ATLANTA	W	110	96	10-3	James 24	Evans 21	<b>20,562</b>
11/25	@New York	W	119	101	11-3	James 26	Richardson 22	19,763
11/26	OKLAHOMA CITY	W	117	82	12-3	Ilgauskas 17	Wilcox 14	19,753
11/28	GOLDEN STATE	W	112	97	13-3	James 23	Watson 17	<b>20,562</b>
11/29	@Milwaukee	W	97	85	14-3	James 32	Redd 20	16,237
12/3	NEW YORK	W	118	82	15-3	James 21	Harrington 20	<b>20,562</b>
12/5	INDIANA	W	97	73	16-3	Varejao, Ilgauskas, M. Williams 17	Murphy 15	<b>20,562</b>
12/6	@Charlotte	W	94	74	17-3	James 25	Augustin 17	19,133
12/9	TORONTO	W	114	94	18-3	James 31	Graham 17	20,049
12/10	@Philadelphia	W	101	93	19-3	James 29	Iguodala 27	15,550
12/12	PHILADELPHIA	W	88	72	20-3	James 28	Green 19	<b>20,562</b>
12/13	@Atlanta	L	92	97	20-4	James 33	Bibby 24	19,200
12/17	@Minnesota	W	93	70	21-4	James 32	Jefferson 20	14,899
12/19	@Denver	W	105	88	22-4	James 33	Billups 16	19,155
12/21	@Oklahoma Cit	W	102	91	23-4	James 31	Durant 26	19,136
12/23	HOUSTON	W	99	90	24-4	James 27	Alston 20	<b>20,562</b>
12/25	WASHINGTON	W	93	89	25-4	M. Williams 24	Jamison 28	<b>20,562</b>
12/28	MIAMI	W	93	86	26-4	James 33	Wade 29	<b>20,562</b>
12/30	@Miami	L	95	104	26-5	James 38	Chalmers, Wade 21	19,600
1/2	CHICAGO	W	117	92	27-5	Varejao-26	Gordon 22	<b>20,562</b>
1/4	@Washington	L	77	80	27-6	James 30	Jamison 26	20,173
1/7	CHARLOTTE	W	111	81	28-6	James 21	Felton 15	<b>20,562</b>
1/9	BOSTON	W	98	83	29-6	James 38	Garnett 18	<b>20,562</b>
1/13	@Memphis	W	102	87	30-6	James 30	Lowry 25	15,121
1/15	@Chicago	L	93	102 (OT)	30-7	James 28	Deng 22	21,297
1/16	NEW ORLEANS	W	92	78	31-7	James 29	West 23	<b>20,562</b>
1/19	@L.A. Lakers	L	88	105	31-8	James 23	Gasol 22	18,997
1/21	@Portland	W	104	98	32-8	James 34	Roy 23	20,632
1/23	@Golden State	W	106	105	33-8	James 32	Jackson 24	19,596
1/24	@Utah	W	102	97	34-8	James 33	Milsap 24	19,911
1/27	SACRAMENTO	W	117	110	35-8	M. Williams 43	Martin 35	<b>20,562</b>
1/29	@Orlando	L	88	99	35-9	James 23	Howard 22	17,461
1/30	L.A. CLIPPERS	W	112	95	36-9	James 25	Gordon 27	<b>20,562</b>
2/1	@Detroit	W	90	80	37-9	James 33	Iverson 22	22,076
2/3	TORONTO	W	101	83	38-9	James 33	Bosh 29	<b>20,562</b>
2/4	@New York	W	107	102	39-9	James 52	Harrington 39	19,763
2/8	L.A. LAKERS	L	91	101	39-10	Ilgauskas 22	Odum 28	<b>20,562</b>
2/10	@Indiana	L	95	96	39-11	James 47	Murphy 18	18,165
2/11	PHOENIX	W	109	92	40-11	M. Williams 44	Stoudemire 27	<b>20,562</b>
2/18	@Toronto	W	93	76	41-11	Ilgauskas 22	Graham 15	19,800
2/20	@Milwaukee	W	111	103	42-11	James 55	Villanueva 26	18,076
2/22	DETROIT	W	99	78	43-11	West 25	Iverson 14	<b>20,562</b>
2/24	MEMPHIS	W	94	79	44-11	Gibson 19	Gay,Warrick 13	<b>20,562</b>
2/26	@Houston	L	74	93	44-12	James, M. Williams 21	Yao 28	18,399
2/27	@San Antonio	W	97	86	45-12	James 30	Tied with 11	18,797
3/1	@Atlanta	W	88	87	46-12	James 26	Johnson 21	19,639
3/2	@Miami	W	107	100	47-12	James 42	Wade 41	19,600
3/4	MILWAUKEE	W	91	73	48-12	James 23	Jefferson 29	<b>20,562</b>
3/6	@Boston	L	94	105	48-13	M. Williams 26	Pierce 29	18,624
3/7	MIAMI	W	99	89	49-13	M. Williams 29	Wade 25	<b>20,562</b>
3/10	@L.A. Clipper	W	87	83	50-13	James 32	Randolph-20	19,060
3/12	@Phoenix	W	119	111	51-13	James 34	Barnes 21	18,422
3/13	@Sacramento	W	126	123 (OT)	52-13	James 51	Martin 34	16,317
3/15	NEW YORK	W	98	93	53-13	M. Williams 23	Harrington 26	<b>20,562</b>
3/17	ORLANDO	W	97	93	54-13	James 43	Alston 23	<b>20,562</b>
3/19	PORTLAND	W	97	92 (OT)	55-13	James 26	Roy 24	<b>20,562</b>
3/21	ATLANTA	W	102	96	56-13	M. Williams 24	Johnson 24	<b>20,562</b>
3/22	@New Jersey	W	96	88	57-13	James 30	Carter 25	18,348
3/25	NEW JERSEY	W	98	87	58-13	James 22	Carter 20	<b>20,562</b>
3/27	MINNESOTA	W	107	85	59-13	James 25	Foye 18	<b>20,562</b>
3/29	DALLAS	W	102	74	60-13	James 24	Nowitzki 20	<b>20,562</b>
3/31	DETROIT	W	79	73	61-13	James 25	Hamilton 13	<b>20,562</b>
4/2	@Washington	L	101	109	61-14	James 31	Butler 25	20,173
4/3	@Orlando	L	87	116	61-15	James 26	Lewis 22	17,461
4/5	SAN ANTONIO	W	101	81	62-15	James 38	Parker 24	<b>20,562</b>
4/8	WASHINGTON	W	98	86	63-15	James 21	Young 16	<b>20,562</b>
4/10	@Philadelphia	W	102	92	64-15	James 27	Iguodala 26	20,484
4/12	BOSTON	W	107	76	65-15	James 29	Pierce 14	<b>20,562</b>
4/13	@Indiana	W	117	109	66-15	James 37	Granger 38	18,165
4/15	PHILADELPHIA	L	110	111 (OT)	66-16	Gibson 28	Miller 30	<b>20,562</b>



# 2009-10

## Season Highlights

**Final Record:** 61-21

**Finished:** 1st Place in Division

**Head Coach:** Mike Brown


For the second consecutive season, the Cavaliers finished with the league's best overall record (61-21) and home record (35-6)...LeBron James was named the Most Valuable Player for the second consecutive season, becoming just the 10th player in NBA history to accomplish that feat...Cleveland also finished 26-15 on the road, the second-best record in the NBA...the Cavs also won the Central Division for the second straight year with a 15.0-game lead...the Cavs defeated the Los Angeles Lakers 102-87 in Los Angeles on Dec. 25...James was voted a starter for the 2010 NBA All-Star Game on Jan. 21...the Cavs tied their franchise high with 13 consecutive victories from Jan. 16 to Feb. 11...Cleveland acquired Antawn Jamison from the Washington Wizards and Sebastian Telfair from the Los Angeles Clippers on Feb. 17 while sending Zydrunas Ilgauskas to Washington. Ilgauskas would be signed on March 23rd as a free agent...the Cavs defeated the Chicago Bulls 4-1 in the First Round of the Eastern Conference Playoffs before losing to Boston 4-2.

## Final Statistics

2009-10 PLAYER	G	MIN	Field Goals			3-Point FG			Free Throws			Rebounds			AST	PF	DQ	STL	BLK	PTS	AVG	HI
			FG	FGA	PCT	FG	FGA	PCT	FT	FTA	PCT	OFF	DEF	TOT								
James	76	2968	768	1528	.503	129	387	.333	593	773	.767	71	483	554	651	119	0	125	77	2258	29.7	48
M. Williams	69	2358	378	855	.442	159	371	.429	177	198	.894	28	178	206	368	170	1	70	21	1092	15.8	35
Hickson	81	1692	289	522	.554	0	1	.000	111	163	.681	110	290	400	40	132	1	36	39	689	8.5	23
Varejao	76	2164	267	467	.572	1	5	.200	116	175	.663	189	389	578	87	223	2	71	67	651	8.6	22
O'Neal	53	1238	262	463	.566	0	1	.000	112	226	.496	93	262	355	80	169	0	15	62	636	12.0	22
Parker	81	2285	206	475	.434	108	261	.414	75	95	.789	30	201	231	157	151	0	63	18	595	7.3	18
West	60	1501	194	436	.445	25	77	.325	115	142	.810	29	140	169	196	86	0	55	28	528	8.8	27
Ilgauskas	64	1337	194	438	.443	11	23	.478	75	101	.743	114	231	345	48	183	1	14	50	474	7.4	25
Jamison (TOT)	66	2407	748	1036	.722	85	247	.344	194	300	.647	136	419	555	84	179	1	71	21	1235	18.7	34
Jamison (CLE)	25	810	163	336	.485	27	79	.342	42	83	.506	37	156	193	32	67	1	28	12	395	15.8	30
Gibson	56	1076	125	268	.466	71	149	.477	34	49	.694	13	60	73	70	79	0	25	7	355	6.3	16
Moon	61	1052	114	247	.462	32	100	.320	36	45	.800	26	165	191	49	69	0	34	30	296	4.9	15
J. Williams	54	747	81	206	.393	30	93	.323	32	45	.711	16	67	83	34	73	0	12	5	224	4.1	17
Powe	20	236	21	49	.429	0	0	-	37	63	.587	19	42	61	0	36	0	6	2	79	4.0	16
Green	20	116	15	39	.385	6	22	.273	4	6	.667	8	9	17	5	9	0	6	3	40	2.0	6
Telfair (TOT)	43	661	83	201	.413	13	56	.232	29	37	.784	5	40	45	126	71	0	24	5	208	4.8	21
Telfair (CLE)	4	78	16	35	.457	2	9	.222	5	6	.833	0	4	12	6	0	0	2	0	39	9.8	21
D. Jackson	27	117	8	25	.320	1	3	.333	4	6	.667	8	12	20	4	19	0	2	4	21	0.8	10
C. Jackson	5	10	0	2	.000	0	1	.000	1	4	.250	0	1	2	0	0	0	0	0	1	0.2	1
Karl	3	6	0	0	-	0	0	-	0	0	-	0	2	2	0	0	0	0	0	0	0.0	0
Cavaliers	82	19780	3101	6391	.485	602	1582	.381	1569	2180	.720	791	2692	3483	1835	1591	6	564	425	8373	102.1	126
Opponents	82	19780	2935	6633	.442	524	1511	.347	1444	1907	.757	794	2366	3160	1661	1708	10	542	325	7838	95.6	118

## Season Leaders (min. 50 games)

Scoring Leaders			Rebounding Leaders			Assist Leaders		
1	LeBron James	29.7 ppg	1	Anderson Varejao	7.6 rpg	1	LeBron James	8.6 apg
2	Mo Williams	15.8 ppg	2	LeBron James	7.3 rpg	2	Mo Williams	5.3 apg
3	Shaquille O'Neal	12.0 ppg	3	Shaquille O'Neal	6.7 rpg	3	Delonte West	3.3 apg



**2009-10 Top Row (From left to right):** Len Komorski (President, Cavaliers/Quicken Loans Arena), Stan Kellers (Assistant Coach/Strength and Conditioning Coordinator), Nate Forbes (Vice Chairman), Max Benton (Head Athletic Trainer), Mike Mancias (Assistant Athletic Trainer), George Sibel (Physical Therapist), Marvin Cross (Director of Team Security), Mark Cashman (Equipment Manager/Travel Coordinator), Ken Sneed (Team Assistant), Jamario Moon, Leon Powe, J.J. Hickson, Anderson Varejao, Zydrunas Ilgauskas, Shaquille O'Neal, LeBron James, Antawn Jamison, Jawad Williams, Chris Jent (Assistant Coach/Director of Player Development), Lloyd Pierce (Player Development Coordinator), Melvin Hunt (Assistant Coach), Michael Malone (Assistant Coach), Jeff Cohen (Vice Chairman), Bryant Moore (Advance Scout), Hank Egan (Assistant Coach), Neal Meyer (Video Coordinator).

**Bottom Row (From left to right):** Chris Grant (Assistant General Manager), Sebastian Telfair, Danny Green, Anthony Parker, Mike Brown (Head Coach), Dan Gilbert (Majority Owner), Danny Ferry (General Manager), Delonte West, Mo Williams, Daniel Gibson, Lance Blanks (Assistant General Manager).

# 2009-10

## Cleveland Cavaliers Results

Date	Opponent	W/L	Cle	Opp	Record	Cavaliers High Scorer	Opp. High Scorer	Attend.
10/27	Boston	L	89	95	0-1	James 38	Pierce 23	20,562
10/28	@ Toronto	L	91	101	0-2	James 23	Bargnani 28	20,152
10/30	@ Minnesota	W	104	87	1-2	James 24	Flynn 17	19,356
10/31	Charlotte	W	90	79	2-2	M. Williams 24	Radmanovic 12	20,562
11/3	Washington	W	102	90	3-2	James 27	Butler, Arenas 22	20,562
11/5	Chicago	L	85	86	3-3	James 25	Deng 15	20,562
11/6	@ New York	W	100	91	4-3	James 33	Lee 21	19,763
11/11	@ Orlando	W	102	93	5-3	James 36	Carter 29	17,461
11/12	@ Miami	W	111	104	6-3	James 34	Wade 36	19,600
11/14	Utah	W	107	103	7-3	James, M. Williams 21	Boozer 25	20,562
11/17	Golden State	W	114	108	8-3	James 31	Ellis 23	20,562
11/18	@ Washington	L	91	108	8-4	James 34	Jamison 31	20,173
11/20	@ Indiana	W	105	95	9-4	James 40	Granger 19	18,165
11/21	Philadelphia	W	97	91	10-4	James 32	Williams 22	20,562
11/25	@ Detroit	W	98	88	11-4	James 34	Stuckey 25	22,076
11/27	@ Charlotte	L	87	94	11-5	James 25	Wallace 31	19,168
11/28	Dallas	W	111	95	12-5	James, M. Williams 25	Nowitzki 27	20,562
12/2	Phoenix	W	107	90	13-5	Ilgauskas 14	Frye 22	20,562
12/4	Chicago	W	101	87	14-5	James 23	Gibson 14	20,562
12/6	@ Milwaukee	W	101	86	15-5	West 21	Jennings 24	16,625
12/8	@ Memphis (OT)	L	109	111	15-6	James 43	Randolph 32	16,325
12/9	@ Houston	L	85	95	15-7	James 27	Brooks 27	18,200
12/11	Portland	W	104	99	16-7	James 33	Roy 23	20,562
12/13	@ Oklahoma City	W	102	89	17-7	James 44	Durant 29	18,203
12/15	New Jersey	W	99	89	18-7	James 23	Harris, Lopez 22	20,562
12/16	@ Philadelphia	W	108	101	19-7	James 36	Iguodala 26	19,517
12/18	Milwaukee	W	85	82	20-7	James 26	Ilyasova, Jennings 18	20,562
12/20	@ Dallas	L	95	102	20-8	James 25	Thomas 22	20,346
12/21	@ Phoenix	W	109	91	21-8	James 29	Nash 18	18,221
12/23	@ Sacramento (OT)	W	117	104	22-8	James 34	Evans 28	16,407
12/25	@ L.A. Lakers	W	102	87	23-8	M. Williams 28	Bryant 35	18,997
12/27	Houston	W	108	83	24-8	James 29	Brooks 23	20,562
12/29	@ Atlanta	W	95	84	25-8	M. Williams 20	Crawford 26	20,150
12/30	Atlanta	W	106	101	26-8	James 48	Johnson 35	20,562
1/2	@ New Jersey	W	94	86	27-8	James 28	Harris 22	17,569
1/3	Charlotte	L	88	91	27-9	James 29	Jackson 22	20,562
1/6	Washington	W	121	98	28-9	James 23	Jamison 26	20,562
1/8	@ Denver	L	97	99	28-10	James 35	Billups 23	19,996
1/10	@ Portland	W	106	94	29-10	James 41	Roy 34	20,614
1/11	@ Golden State	W	117	114	30-10	James 37	Maggette 32	19,596
1/14	@ Utah	L	96	97	30-11	James 36	Boozer 19	19,911
1/16	@ L.A. Clippers	W	102	101	31-11	James 32	Butler 33	19,277
1/19	Toronto	W	108	100	32-11	James 28	Bosh 21	20,562
1/21	L.A. Lakers	W	93	87	33-11	James 37	Bryant 31	20,562
1/23	Oklahoma City	W	100	99	34-11	James 37	Durant 34	20,562
1/25	@ Miami	W	92	91	35-11	James 32	Wade 32	19,600
1/27	Minnesota	W	109	95	36-11	Hickson 23	Brewer 22	20,562
1/29	@ Indiana	W	94	73	37-11	O'Neal, James 22	Granger 13	18,165
1/31	L.A. Clippers	W	114	89	38-11	James 32	B. Davis 30	20,562
2/2	Memphis	W	105	89	39-11	James 22	Gay 15	20,562
2/4	Miami	W	102	86	40-11	James 36	Wade 24	20,562
2/6	New York	W	113	106	41-11	James 47	Robinson 26	20,562
2/9	New Jersey	W	104	97	42-11	James 32	Lee 214	20,562
2/11	Orlando	W	115	106	43-11	James 32	Howard, Lewis 19	20,562
2/18	Denver (OT)	L	116	118	43-12	James 43	Anthony 40	20,562
2/19	@ Charlotte	L	93	110	43-13	James 22	Jackson 29	19,568
2/21	@ Orlando	L	95	101	43-14	James 33	Howard 22	17,461
2/23	New Orleans	W	105	95	44-14	James, O'Neal 20	Thornnton 37	20,562
2/25	@ Boston	W	108	88	45-14	James 36	R. Allen 21	18,624
2/26	@ Toronto (OT)	W	126	118	46-14	James 36	Bargnani, Jack 24	20,107
3/1	New York	W	124	93	47-14	James 22	Walker 21	20,562
3/3	@ New Jersey	W	111	92	48-14	James 26	Lopez, T. Williams 21	17,502
3/5	Detroit	W	99	92	49-14	James 40	Prince 23	20,562
3/6	@ Milwaukee	L	85	92	49-15	Jamison 30	Jennings 25	18,717
3/8	San Antonio	W	97	95	50-15	Jamison, M. Williams 17	Ginobili 38	20,562
3/12	@ Philadelphia	W	100	95	51-15	James 23	Iguodala 30	20,433
3/14	Boston	W	104	93	52-15	James 30	R. Allen 20	20,562
3/16	@ Detroit	W	113	101	53-15	James 29	Hamilton 24	22,076
3/17	Indiana	W	99	94	54-15	James 32	Hibbert 20	20,562
3/19	@ Chicago	W	92	85	55-15	James 29	Gibson 20	23,129
3/21	Detroit	W	104	79	56-15	Powe 16	Maxiell 16	20,562
3/24	@ New Orleans	W	105	92	57-15	James 38	Thornnton 20	18,008
3/26	@ San Antonio	L	97	102	57-16	James 27	Ginobili 30	18,581
3/28	Sacramento	W	97	90	58-16	James 34	Noonioni 21	20,562
3/31	Milwaukee	W	101	98	59-16	James 23	Salmons 28	20,562
4/2	Atlanta	W	93	88	60-16	James 27	Jos. Smith 20	20,562
4/4	@ Boston	L	113	117	60-17	James 42	R. Allen 33	18,624
4/6	Toronto	W	113	101	61-17	Jamison 20	Jack 23	20,562
4/8	@ Chicago	L	108	109	61-18	M. Williams 35	Rose 24	21,707
4/9	Indiana	L	113	116	61-19	Hickson, Telfair 21	Granger 36	20,562
4/11	Orlando	L	92	98	61-20	West 21	Howard 22	20,562
4/14	@ Atlanta	L	83	99	61-21	Moon 15	Teague 24	19,069

# 2010-11

## Season Highlights

**Final Record:** 19-63

**Finished:** 5th Place in Division

**Head Coach:** Byron Scott

The Cavaliers opened the season with a 95-87 win over the Boston Celtics at The Q...guard Daniel Gibson selected to participate in the Three-Point Shootout during All-Star Weekend...snapped a NBA-Record 26-game losing streak with a 126-119 win over the Los Angeles Clippers on February 11...Cleveland acquired Baron Davis and a 2011 unprotected first round pick from the Los Angeles Clippers on Feb. 24 in exchange for guard Mo Williams and forward Jamario Moon.

## Final Statistics

2010-11 PLAYER	G	MIN	Field Goals FG FGA PCT	3-Point FG FG FGA PCT	Free Throws FT FTA PCT	Rebounds OFF DEF REB	AST	PF	DQ	STL	BLK	PTS	AVG	HL
Jamison	56	1842	374 876 .427	91 263 .346	171 234 .731	86 289 375 93 137	0	50	30	1010	18.0	35		
Hickson	80	2256	429 936 .458	0 5 0.000	247 367 .673	217 478 695 91 215	1	48	54	1105	13.8	31		
Sessions	81	2133	362 776 .466	3 15 .200	348 423 .823	46 209 255 419 93	0	60	8	1075	13.3	32		
M. Williams	36	1065	178 462 .385	36 136 .265	85 102 .833	15 82 97 257 91	0	33	10	477	13.3	28		
Davis (TOT)	58	1649	289 693 .417	81 239 .339	101 131 .771	35 121 156 391 143	0	78	28	760	13.1	26		
Davis (CLE)	15	380	75 178 .421	36 87 .414	22 27 .815	6 30 36 92 29	0	16	6	208	13.9	22		
Gibson	67	1865	264 660 .400	118 293 .403	134 163 .822	24 153 177 201 154	3	48	21	780	11.6	29		
Varejao	31	994	114 216 .528	0 2 0.000	54 81 .667	98 203 301 45 87	0	27	38	282	9.1	23		
Parker	72	2091	220 552 .399	86 227 .379	74 95 .779	33 185 218 218 109	0	67	10	600	8.3	21		
Samuels	37	701	110 241 .456	0 3 0.000	68 110 .618	75 83 158 17 88	1	15	18	288	7.8	23		
Eyenga	44	947	130 306 .425	25 91 .275	18 28 .643	27 96 123 35 75	0	34	28	303	6.9	16		
Harris	54	933	108 289 .374	34 92 .370	71 93 .763	36 104 140 85 65	0	31	7	321	5.9	27		
Gee (TOT)	56	1117	121 264 .458	17 51 .333	72 92 .783	62 120 182 38 94	0	40	18	331	5.9	18		
Gee (CLE)	40	973	108 234 .462	17 49 .347	64 80 .800	49 108 157 33 81	0	33	16	297	7.4	18		
Hollins	70	1182	131 219 .598	0 0 ---	111 163 .681	70 116 186 26 199	3	22	42	373	5.3	16		
Graham	39	586	82 179 .458	9 30 .300	29 36 .806	8 76 84 18 73	0	6	7	202	5.2	14		
Powe	14	187	29 59 .492	0 0 ---	12 26 .462	16 22 38 2 20	0	7	3	70	5.0	14		
Moon	40	764	76 189 .402	27 95 .284	10 11 .909	14 104 118 45 39	0	25	27	189	4.7	14		
J. Williams	26	391	41 126 .325	13 45 .289	9 12 .750	7 41 48 22 34	0	9	3	104	4.0	13		
Erden (TOT)	41	595	62 111 .559	0 0 ---	39 60 .650	37 81 118 20 104	1	15	24	163	4.0	14		
Erden (CLE)	4	64	4 14 .286	0 0 ---	5 6 .833	6 5 11 1 12	0	2	3	13	3.3	6		
Harangody (TOT)	49	641	79 206 .383	16 66 .242	19 26 .731	40 103 143 30 80	0	15	17	193	3.9	18		
Harangody (CLE)	21	399	51 135 .378	14 56 .250	14 18 .778	23 65 88 20 44	0	11	10	130	6.2	18		
Cavaliers	82	19755	2886 6647 .434	509 1489 .342	1546 2075 .745	856 2449 3305 1720 1648	8	544	341	7827	95.5	126		
Opponents	82	19755	3232 6804 .475	664 1614 .411	1438 1894 .759	894 2676 3570 1984 1747	7	619	489	8566	104.5	129		

## Season Leaders (min. 50 games)

Scoring Leaders			Rebounding Leaders			Assist Leaders		
1	Antawn Jamison	18.0 ppg	1	J.J. Hickson	8.7 rpg	1	Ramon Sessions	5.2 app
2	J.J. Hickson	13.8 ppg	2	Antawn Jamison	6.7 rpg	2	Anthony Parker	3.0 app
3	Ramon Sessions	13.3 ppg	3	Alonzo Gee	3.3 rpg	3	Daniel Gibson	3.0 app



**2010-11 Top Row**(From left to right): Kwame Graves (Video Coordinator), Derek Millender (Assistant Strength Coach), Marvin Cross (Director of Team Security), Jordi Fernandez (Player Development Assistant/Video Coach), Nate Forbes (Vice Chairman), Thomas Scott (Player Development Assistant/Video Coach), Jeff Cohen (Vice Chairman), Joe Prunty (Assistant Coach) Jamahl Mosley (Assistant Coach), Samardo Samuels, Antawn Jamison, Ryan Hollins, Semih Erden, Anderson Varejao, J.J. Hickson, Joey Graham, Chris Jent (Assistant Coach), Paul Pressey (Assistant Coach), Len Komoroski (President, Cavaliers/Quicken Loans Arena), Michael Blackstone (Exec. Director of Basketball Operations), David Griffin (Vice President of Basketball Operations), Stan Kellers (Assistant Coach/Strength and Conditioning Coordinator), Stephen Spiro (Assistant Trainer), Mark Cashman (Equipment Manager/Travel Coordinator), Max Benton (Head Athletic Trainer), George Sibel (Physical Therapist), Jamie Smith (Basketball Operations Seasonal Assistant)

**Bottom Row**(From left to right): Luke Harangody, Alonzo Gee, Anthony Parker, Daniel Gibson, Byron Scott (Head Coach), Dan Gilbert (Majority Owner), Chris Grant (General Manager), Baron Davis, Christian Eyenga, Ramon Sessions, Manny Harris

# 2010-11

## Cleveland Cavaliers Results

Date	Opponent	W/L	Cle	Opp	Record	Cavaliers High Scorer	Opp. High Scorer	Attend.
10/27	Boston	W	95	87	1-0	Hickson- 21	Rondo- 18	20,562
10/29	@ Toronto	L	81	101	1-1	Jamison- 13	Bargnani- 20	15, 711
10/30	Sacramento	L	104	107	1-2	Sessions- 21	Evans- 21	20,562
11/2	Atlanta	L	88	100	1-3	Hickson- 31	Williams- 22	20,562
11/5	@ Philadelphia	W	123	116	2-3	Varejao- 23	Holiday- 29	10,589
11/6	@ Washington	W	107	102	3-3	M. Williams- 28	Thorton- 23	14,442
11/9	@ New Jersey	W	93	91	4-3	Hickson- 18	Outlaw- 27	10,188
11/10	New Jersey	L	87	95	4-4	Hickson- 15	Harris- 31	20,562
11/13	Indiana	L	85	99	4-5	Jamison- 19	Granger- 34	20,562
11/16	Philadelphia	W	101	93	5-5	Gibson- 18	Young- 17	20,562
11/19	@ New Orleans	L	101	108	5-6	Jamison- 20	West- 34	14,755
11/20	@ San Antonio	L	92	116	5-7	M. Williams- 21	Parker- 19	16, 982
11/23	@ Indiana	L	89	100	5-8	Sessions, Gibson- 15	Granger- 24	12,629
11/24	Milwaukee	W	83	81	6-8	M. Williams- 25	Dooling- 18	20,562
11/26	@ Orlando	L	100	111	6-9	Jamison- 22	Howard- 23	18,846
11/27	Memphis	W	92	86	7-9	M. Williams- 25	Gay- 17	20,562
11/30	Boston	L	87	106	7-10	Gibson, Varejao- 16	Rondo- 23	20,562
12/2	Miami	L	90	118	7-11	Gibson- 21	James- 38	20,562
12/4	@ Minnesota	L	95	129	7-12	Sessions- 18	Love- 28	14,422
12/5	@ Detroit	L	92	102	7-13	Jamison- 22	R. Hamilton- 27	13,081
12/7	@ Philadelphia	L	97	117	7-14	Hickson- 18	Young- 26	10,662
12/8	Chicago	L	83	88	7-15	Jamison- 21	Rose- 29	20,562
12/11	@ Houston	L	95	110	7-16	Jamison- 24	Martin- 40	15,532
12/12	@ Oklahoma City	L	77	106	7-17	Parker- 12	Durant- 25	18,203
12/15	@ Miami	L	95	101	7-18	Gibson- 26	Wade- 28	19,899
12/17	@ Indiana	L	99	108	7-19	M. Williams- 22	Granger- 30	12, 021
12/18	New York (OT)	W	109	102	8-19	M. Williams- 23	Felton, Stoudemire- 23	20,562
12/20	Utah	L	90	101	8-20	Gibson- 29	Miles- 22	20,562
12/22	@ Atlanta	L	84	98	8-21	Jamison- 23	Johnson- 23	12,610
12/26	Minnesota	L	97	98	8-22	Jamison- 24	Beasley- 28	20,562
12/28	Orlando	L	95	110	8-23	Jamison- 21	Arenas- 22	20,562
12/29	@ Charlotte	L	92	101	8-24	Sessions- 22	Jackson- 38	15,287
1/1	@ Chicago	L	91	100	8-25	Hickson- 21	Rose- 28	21,416
1/2	Dallas	L	95	104	8-26	Jamison- 35	Marion- 22	20,562
1/5	Toronto	L	105	120	8-27	Jamison- 32	Bargnani- 25	20,562
1/7	@ Golden State	L	98	116	8-28	Jamison- 21	Ellis- 32	18,858
1/9	@ Phoenix	L	100	108	8-29	Harris- 27	Dudley- 21	17,031
1/11	@ L.A. Lakers	L	57	112	8-30	Gee- 12	Bynum, Artest- 15	18,997
1/14	@ Utah	L	99	121	8-31	Jamison- 26	Williams- 26	19,911
1/15	@ Denver	L	99	127	8-32	Sessions- 21	Nene- 22	17,668
1/19	Phoenix	L	98	106	8-33	Jamison- 23	Hill- 27	20,562
1/21	Milwaukee	L	88	102	8-34	Jamison, Sessions- 22	Bogut- 23	20,562
1/22	@ Chicago	L	79	92	8-35	Jamison- 31	Rose- 24	21,389
1/24	@ New Jersey	L	101	103	8-36	Jamison- 26	Lopez- 28	10,197
1/25	@ Boston	L	95	112	8-37	Eyenga- 15	Pierce- 24	18,624
1/28	Denver	L	103	117	8-38	Hickson- 24	Anthony- 33	19,642
1/30	@ Orlando	L	87	103	8-39	Harris- 20	Anderson- 23	18,846
1/31	@ Miami	L	90	117	8-40	Jamison- 21	Wade- 34	19,600
2/2	Indiana	L	112	117	8-41	Sessions- 25	Granger- 23	18,877
2/4	@ Memphis	L	105	112	8-42	Hickson- 31	Randolph- 29	11,932
2/5	Portland	L	105	111	8-43	Jamison- 17	Matthews- 31	19,975
2/7	@ Dallas	L	96	99	8-44	Hickson- 26	Terry- 23	19,875
2/9	Detroit	L	94	103	8-45	Jamison- 22	Stuckey- 22	19,475
2/11	L.A. Clippers (OT)	W	126	119	9-45	Jamison- 35	Griffin- 32	20,562
2/13	Washington	L	100	115	9-46	Jamison- 21	Young- 31	19,154
2/16	L.A. Lakers	W	104	99	10-46	Sessions- 32	Gasol- 30	20,562
2/23	Houston	L	119	124	10-47	Jamison- 26	Martin, Budinger- 30	18,027
2/25	New York	W	115	109	11-47	Jamison- 28	Stoudemire- 31	20,562
2/27	Philadelphia	L	91	95	11-48	Hickson- 22	Brand, Williams- 16	19,882
3/2	San Antonio	L	99	109	11-49	Samuels- 23	Hill- 22	18,795
3/4	@ New York	W	119	115	12-49	Hickson- 23	Stoudemire- 41	19,763
3/6	New Orleans	L	81	96	12-50	Davis- 17	West- 23	18,754
3/8	Golden State	L	85	95	12-51	Davis- 19	Ellis- 24	19,919
3/9	@ Milwaukee	L	90	110	12-52	Samuels- 15	Jennings, Boykins- 18	12,497
3/13	Oklahoma City	L	75	95	12-53	Gibson- 13	Westbrook- 20	19,811
3/16	@ Sacramento	W	97	93	13-53	Sessions- 20	Thorton- 23	13,477
3/17	@ Portland	L	70	111	13-54	Sessions- 14	Aldridge- 20	20,235
3/19	@ L.A. Clippers	L	92	100	13-55	Hickson- 28	Griffin- 30	19,060
3/21	Orlando	L	86	97	13-56	Hickson- 18	Howard- 28	19,343
3/23	New Jersey (OT)	L	94	98	13-57	Sessions- 21	Humphries, Lopez, Vujacic- 18	18,923
3/25	Detroit	W	97	91	14-57	Hickson- 24	R. Hamilton, Prince- 15	19,907
3/27	Atlanta	L	83	99	14-58	Davis- 19	Williams- 31	20, 226
3/29	Miami	W	102	90	15-58	Hickson- 21	James- 27	20,562
3/30	@ Charlotte	L	97	98	15-59	Sessions- 24	Diaw- 26	12,584
4/1	@ Washington	L	107	115	15-60	Sessions- 26	Blatche- 36	17,427
4/3	@ New York	L	107	123	15-61	Hickson- 23	Stoudemire- 28	19,763
4/5	Charlotte	W	99	89	16-61	Sessions- 18	Augustin- 22	19,835
4/6	@ Toronto	W	104	96	17-61	Hickson- 28	Bayless- 28	14,886
4/8	Chicago	L	82	93	17-62	Hickson- 22	Boozer- 24	20,562
4/9	Milwaukee	L	101	108	17-63	Davis- 19	Salmons- 32	18,717
4/11	Detroit	W	110	101	18-63	Hickson- 20	Stuckey- 29	15,589
4/13	Washington	W	100	93	19-63	Sessions- 27	Blatche- 20	20,562

# 2011-12

## Season Highlights

**Final Record:** 21-45

**Finished:** 5th Place in Division

**Head Coach:** Byron Scott

With the first pick in the 2011 NBA Draft, the Cavaliers selected Kyrie Irving and with the fourth pick, the Cavs took Tristan Thompson...Irving became the second player in Cavaliers history to win Rookie of the Year. He averaged 18.5 points on .469 shooting, 3.7 rebounds and 5.4 assists per game and earned Rookie of the Month three times on the season...Irving and Thompson both participated in the BBVA Rising Stars Challenge at All-Star Weekend with Irving scoring 34 points and earning MVP honors.

## Final Statistics

2011-12 PLAYER				Field Goals			3-Point FG			Free Throws			Rebounds											
	G	GS	MIN	FG	FGA	PCT	FG	FGA	PCT	FT	FTA	PCT	OFF	DEF	TOT	AST	PF	DQ	STL	TO	BLK	PTS	AVG	HI
Irving	51	51	1558	350	747	.469	73	183	.399	171	196	.872	44	147	191	275	110	0	54	160	20	944	18.5	32
Jamison	65	65	2151	421	1044	.403	91	267	.341	185	271	.683	123	285	408	131	164	0	51	90	43	1118	17.2	34
Hudson	13	0	314	59	151	.391	15	61	.246	32	38	.842	7	39	46	35	26	0	14	30	3	165	12.7	26
Varejao	25	25	785	114	222	.514	0	4	.000	43	64	.672	109	178	287	43	62	0	35	45	17	271	10.8	20
Gee	63	31	1827	227	551	.412	44	137	.321	167	212	.788	101	221	322	113	149	1	83	114	17	665	10.6	22
Sessions	41	4	1006	141	354	.398	26	62	.419	122	147	.830	19	108	127	212	63	0	27	82	1	430	10.5	24
T. Thompson	60	25	1424	194	442	.439	0	2	.000	106	192	.552	187	202	389	27	134	1	27	81	62	494	8.2	27
Gibson	35	7	916	87	248	.351	55	139	.396	34	43	.791	11	90	101	76	69	1	26	45	16	263	7.5	19
Parker	51	51	1280	141	326	.433	50	138	.362	35	56	.625	10	128	138	120	65	0	38	50	7	367	7.2	27
Casspi	65	35	1341	166	412	.403	53	168	.315	74	108	.685	63	165	228	66	115	0	37	64	21	459	7.1	14
Harris	26	5	456	60	150	.400	12	36	.333	41	59	.695	11	59	70	31	28	0	13	27	6	173	6.7	19
Kennedy	2	0	59	5	12	.417	2	4	.500	0	2	.000	1	6	7	3	7	0	2	3	0	12	6.0	12
Sloan (TOT)	33	11	670	79	198	.399	2	25	.080	23	30	.767	18	49	67	105	37	0	13	49	3	183	5.5	15
Sloan (CLE)	25	11	608	71	176	.403	2	22	.091	21	26	.808	15	44	59	92	32	0	10	42	3	165	6.6	15
Samuels	54	0	825	105	231	.455	0	0	---	82	117	.701	63	117	180	20	113	2	20	56	20	292	5.4	17
Hollins	24	7	362	28	56	.500	0	0	---	33	55	.600	25	31	56	6	55	0	4	24	12	89	3.7	15
M. Thompson	5	3	95	7	24	.292	4	11	.364	0	0	---	0	5	5	7	8	0	2	5	1	18	3.6	8
Erden	28	9	333	39	74	.527	0	0	---	21	41	.512	20	52	72	9	60	1	10	16	5	99	3.5	18
Harangody	21	1	231	23	65	.354	5	21	.238	9	12	.750	20	33	53	6	17	0	6	4	3	60	2.9	16
Kapono (TOT)	27	0	269	21	55	.382	8	27	.296	4	4	1.000	2	12	14	11	21	0	3	6	0	54	2.0	9
Uzo	2	0	13	2	5	.400	0	0	---	0	0	---	2	2	4	2	1	0	1	0	0	4	2.0	2
Walton (TOT)	30	0	364	24	65	.369	7	20	.350	0	0	---	13	36	49	35	41	0	5	27	1	55	1.8	8
Walton (CLE)	21	0	299	18	51	.353	7	16	.438	0	0	---	7	28	35	30	32	0	3	25	1	43	2.0	8
Eyenga	6	0	83	3	19	.158	1	2	.500	2	6	.333	3	9	12	4	7	0	3	2	4	9	1.5	6
Cavaliers	66	-	15965	2261	5360	.422	440	1273	.346	1178	1645	.716	841	1949	2790	1308	1317	6	466	1017	262	6140	93.0	118
Opponents	66	-	15965	2536	5431	.467	448	1236	.362	1095	1464	.748	752	2073	2825	1527	1381	9	524	917	409	6615	100.2	125

## Season Leaders (min. 40 games)

Scoring Leaders			Rebounding Leaders			Assist Leaders		
1	Kyrie Irving	18.5 ppg	1	Tristan Thompson	6.5 rpg	1	Kyrie Irving	5.4 apg
2	Antawn Jamison	17.2 ppg	2	Antawn Jamison	6.3 rpg	2	Ramon Sessions	5.2 apg
3	Alonzo Gee	10.6 ppg	3	Alonzo Gee	5.1 rpg	3	Anthony Parker	2.4 apg



**2011-12** From Left To Right (First Row): Samardo Samuels, Luke Harangody, Anthony Parker, Kyrie Irving, Byron Scott, Dan Gilbert, Chris Grant, Alonzo Gee, Donald Sloan, Manny Harris, Luke Walton  
 From Left To Right (Second Row): Marvin Cross, Dan Vincent, Stephen Spiro, Mark Cashman, Len Komoroski, Nate Forbes, Jeff Cohen, Trent Redden, Joe Prunty, Jamahl Mosley, Omri Casspi, Antawn Jamison, Semih Erden, Anderson Varejao, Tristan Thompson, Paul Pressey, Nate Tabbetts, Jordi Fernandez, Aubrey McCreary, David Griffin, Michael Blackstone, Max Benton, George Sibel, Stan Kellers, Derek Millender



# 2011-12

## Cleveland Cavaliers Results

Date	Opponent	W/L	Cle	Opp	Record	Cavaliers High Scorer	Opp. High Scorer	Attend.
12/26	Toronto	L	96	104	0-1	Sessions- 18	Calderon, DeRozan- 15	<b>20,562</b>
12/28	@ Detroit	W	105	89	1-1	Samuels- 17	Gordon- 25	22,076
12/30	@ Indiana (OT)	L	91	98	1-2	Irving- 20	Granger- 22	13,004
1/1	New Jersey	W	98	82	2-2	Jamison- 23	D. Williams- 16	15,084
1/3	Charlotte	W	115	101	3-2	Irving- 20	Augustin- 26	14,173
1/4	@ Toronto	L	77	92	3-3	Jamison- 19	Bargnani- 31	14,468
1/6	@ Minnesota	W	98	87	4-3	Jamison- 22	Love- 29	16,943
1/8	@ Portland	L	78	98	4-4	Irving- 21	Aldridge- 28	20,292
1/10	@ Utah	L	105	113	4-5	Jamison- 22	Jefferson- 30	17,859
1/12	@ Phoenix	W	101	90	5-5	Irving- 26	Nash- 16	14,636
1/13	@ L.A. Lakers	L	92	97	5-6	Irving- 21	Bryant- 42	18,997
1/16	@ Charlotte	W	102	94	6-6	Irving- 25	Augustin- 24	14,988
1/17	Golden State	L	95	105	6-7	Jamison- 19	Lee- 29	13,056
1/20	Chicago	L	75	114	6-8	Varejao- 14	Deng- 21	17,871
1/21	@ Atlanta	L	94	121	6-9	Irving- 18	J. Johnson- 25	15,922
1/24	@ Miami	L	85	92	6-10	Irving- 17	Bosh- 35	19,600
1/25	New York	W	91	81	7-10	Jamison- 15	Stoudemire- 19	16,760
1/27	New Jersey	L	96	99	7-11	Irving- 32	D. Williams- 27	13,121
1/29	@ Boston	W	88	87	8-11	Irving- 23	Allen- 22	18,624
1/31	Boston	L	90	93	8-12	Irving- 21	Pierce- 20	14,798
2/3	@ Orlando	L	94	102	8-13	Gee- 20	Howard, J. Richardson- 19	18,933
2/4	Dallas	W	91	88	9-13	Irving- 20	Nowitzki- 24	17,443
2/7	@ Miami	L	91	107	9-14	Jamison- 25	Wade- 26	20,078
2/8	L.A. Clippers	W	99	92	10-14	Jamison- 27	Griffin- 25	17,100
2/10	Milwaukee (OT)	L	112	113	10-15	Jamison- 34	Jennings- 24	15,195
2/11	Philadelphia	L	84	99	10-16	Jamison- 20	Holiday- 20	17,155
2/15	Indiana	W	98	87	11-16	Irving- 22	Collison- 18	12,712
2/17	Miami	L	87	111	11-17	Irving- 17	James- 28	<b>20,562</b>
2/19	Sacramento	W	93	92	12-17	Irving- 23	Thomas- 23	16,812
2/21	Detroit	W	101	100	13-17	Jamison- 32	Knight- 24	13,459
2/22	New Orleans	L	84	89	13-18	Jamison- 22	Kaman- 21	13,529
2/28	Boston	L	83	86	13-19	Irving- 24	Allen- 22	15,971
2/29	@ New York	L	103	120	13-20	Jamison- 23	Anthony- 22	19,763
3/2	Chicago	L	91	112	13-21	Jamison- 22	Deng- 24	<b>20,562</b>
3/3	@ Washington	L	98	101	13-22	Jamison- 29	Crawford- 31	17,759
3/5	Utah	L	100	109	13-23	Irving, Jamison- 22	Jefferson- 25	13,190
3/7	@ Denver	W	100	99	14-23	Jamison- 33	Harrington- 22	15,816
3/9	@ Oklahoma City	W	96	90	15-23	Jamison- 21	Durant- 23	18,203
3/11	Houston	W	118	107	16-23	Jamison- 28	Scout- 3	17,662
3/13	Toronto	L	88	96	16-24	Jamison- 20	Bayless- 20	14,203
3/14	@ Milwaukee	L	105	115	16-25	Irving- 28	Ilyasova- 22	15,319
3/18	Atlanta	L	87	103	16-26	Gee- 20	J. Johnson- 28	15,645
3/19	@ New Jersey	W	105	100	17-26	T. Thompson- 27	D. Williams- 28	11,254
3/21	@ Atlanta (OT)	L	102	103	17-27	Irving- 29	Smith- 32	12,331
3/23	@ Orlando	L	80	93	17-28	Jamison- 16	Anderson- 17	18,846
3/25	Phoenix	L	83	108	17-29	Irving- 16	Gortat, Morris- 22	17,307
3/27	@ Philadelphia	L	85	103	17-30	Parker- 14	Meeks- 31	17,832
3/28	Detroit	L	75	87	17-31	Irving- 22	Prince- 29	14,486
3/30	Milwaukee	L	84	121	17-32	Irving- 29	Jennings- 28	16,099
3/31	@ New York	L	75	91	17-33	Jamison- 13	Smith- 20	19,763
4/3	San Antonio	L	90	125	17-34	Jamison- 15	Mills- 20	14,759
4/4	@ Milwaukee	L	98	107	17-35	Parker- 27	Ellis- 30	11,849
4/6	@ Toronto	W	84	80	18-35	Jamison- 25	DeRozan- 28	16,565
4/8	@ New Jersey (OT)	L	117	122	18-36	Jamison- 34	Green- 32	11,341
4/10	Charlotte	W	103	90	19-36	Hudson- 25	Henderson- 21	13,576
4/11	Indiana (OT)	L	98	104	19-37	Jamison- 21	Granger- 23	14,307
4/13	@ Indiana	L	83	102	19-38	Casspi- 14	Granger- 18	13,356
4/14	@ Washington	W	98	89	20-38	Harangody- 16	Wall- 19	17,200
4/15	Orlando	L	84	100	20-39	Jamison- 21	Nelson- 21	16,305
4/17	@ Detroit	L	77	116	20-40	Harris- 18	Knight- 28	11,595
4/18	Philadelphia	L	87	103	20-41	Hudson, Samuels- 15	Holiday- 24	14,678
4/20	New York	W	98	90	21-41	Irving- 21	Novak, Stoudemire- 15	19,349
4/22	@ San Antonio	L	98	114	21-42	Jamison- 21	Ginobili- 20	18,581
4/23	@ Memphis	L	101	109	21-43	Irving- 25	Gasol, Speights- 17	15,504
4/25	Washington	L	85	96	21-44	Kennedy- 12	Wall- 21	18,086
4/26	@ Chicago	L	75	107	21-45	T. Thompson- 13	Lucas- 25	22,563

# 2012-13

## Season Highlights

**Final Record:** 24-58

**Finished:** 5th Place in Division

**Head Coach:** Byron Scott

Cleveland opened the season with a 94-84 victory over Washington at The Q...Dion Waiters, the fourth pick in the NBA Draft, earned All-Rookie First Team honors while Tyler Zeller, the 17th pick, was named to the All-Rookie Second Team...Kyrie Irving became the 16th All-Star in Cavaliers history, the sixth-youngest player ever named to an All-Star team (20 years, 331 days) and one of seven to make it before turning 21 as he finished the year averaging 22.5 points and 5.9 assists per game...Tristan Thompson averaged a near double-double with career highs of 11.7 points and 9.4 rebounds, while setting the franchise record for offensive rebounds in a single season with 306...Irving, Thompson, Waiters and Zeller each participated in the BBVA Rising Stars Challenge at All-Star Weekend and combined to score 79 points on 35-44 (.795) shooting from the field...Irving won the 2013 Foot Locker Three-Point Contest at All-Star Weekend, joining Mark Price (1993 and '94) as the only Cavs players to win the contest.

## Final Statistics

2012-13 PLAYER	Field Goals						3-Point FG			Free Throws			Rebounds											
	G	GS	MIN	FG	FGA	PCT	FG	FGA	PCT	FT	FTA	PCT	OFF	DEF	TOT	AST	PF	DQ	STL	TO	BLK	PTS	AVG	HI
Irving	59	59	2048	484	1070	.452	109	279	.391	248	290	.855	34	182	216	350	146	0	89	191	21	1325	22.5	41
Walters	61	48	1756	336	815	.412	63	203	.310	159	213	.746	22	127	149	183	113	0	59	121	16	894	14.7	33
Varejao	25	25	901	138	289	.478	0	5	.000	77	102	.755	138	223	361	84	68	0	37	44	14	353	14.1	35
Thompson	82	82	2564	390	799	.488	0	3	.000	177	291	.608	306	467	773	108	234	0	60	123	71	957	11.7	29
Miles	65	13	1364	255	614	.415	126	328	.384	93	107	.869	24	150	174	63	138	1	49	69	17	729	11.2	33
Gee	82	82	2541	305	744	.410	69	219	.315	163	205	.795	75	245	320	133	199	2	107	132	29	842	10.3	22
Speights (TOT)	79	3	1300	260	584	.445	3	10	.300	135	175	.771	146	240	386	47	175	0	24	80	53	658	8.3	23
Speights (CLE)	39	1	721	154	337	.457	1	5	.200	87	108	.806	70	127	197	29	89	0	14	45	26	396	10.2	23
Zeller	77	55	2033	245	559	.438	0	4	.000	120	157	.764	159	279	438	96	251	5	35	95	70	610	7.9	20
Ellington (TOT)	78	21	1661	226	529	.427	94	240	.392	68	75	.907	25	141	166	104	81	0	45	57	3	614	7.9	26
Ellington (CLE)	38	17	985	145	330	.439	53	143	.371	53	59	.898	20	94	114	62	43	0	29	33	2	396	10.4	21
Pargo	25	11	447	75	187	.401	18	57	.316	28	41	.683	7	25	32	64	32	0	12	37	2	196	7.8	28
Livingston (TOT)	66	16	1455	166	346	.480	0	4	.000	85	98	.867	31	127	158	215	127	3	48	76	31	417	6.3	16
Livingston (CLE)	49	12	1135	142	280	.507	0	1	.000	70	83	.843	29	92	121	177	105	3	37	59	29	354	7.2	16
Gibson	46	3	919	84	247	.340	56	163	.344	26	37	.703	5	55	60	82	89	1	30	31	4	250	5.4	19
Sloan	20	0	257	27	78	.346	7	19	.368	20	25	.800	3	25	28	37	17	0	5	13	0	81	4.1	14
Casspi	43	1	503	63	160	.394	25	76	.329	22	41	.537	20	94	114	28	45	1	25	22	12	173	4.0	15
Walton	50	0	857	71	181	.392	20	67	.299	10	20	.500	38	107	145	166	98	0	42	60	13	172	3.4	9
Samuels	18	1	196	22	60	.367	0	1	.000	14	24	.583	10	18	28	8	30	0	3	6	3	58	3.2	11
Jones	32	0	334	43	107	.402	0	0	---	9	15	.600	38	40	78	10	25	0	9	8	5	95	3.0	11
Leuer	9	0	91	10	28	.357	0	3	.000	2	6	.333	5	8	13	5	11	0	2	5	0	22	2.4	7
Selby (TOT)	10	0	59	6	22	.273	1	6	.167	7	11	.636	0	5	5	4	7	0	2	7	0	20	2.0	10
Quinn	7	0	78	4	16	.250	0	0	.000	2	2	1.000	1	2	3	1	2	0	3	6	0	10	1.4	4
Cavaliers	82	-	19730	2993	6901	.434	547	1581	.346	1380	1826	.756	1004	2359	3363	1694	1737	13	647	1149	334	7913	96.5	122
Opponents	82	-	19730	3109	6527	.476	610	1639	.372	1469	1987	.739	889	2563	3452	1963	1615	7	624	1249	560	8297	101.2	124

## Season Leaders (min. 40 games)

Scoring Leaders			Rebounding Leaders			Assist Leaders		
1	Kyrie Irving	22.5 ppg	1	Tristan Thompson	9.4 rpg	1	Kyrie Irving	5.9 apg
2	Dion Waiters	14.7 ppg	2	Tyler Zeller	5.7 rpg	2	Shaun Livingston	3.6 apg
3	Tristan Thompson	11.7 ppg	3	Alonzo Gee	3.9 rpg	3	Luke Walton	3.3 apg



**2012-13** From Left To Right (First Row): Alonzo Gee, Omri Casspi, Wayne Ellington, Chris Quinn, Daniel Gibson, Byron Scott, Dan Gilbert, Chris Grant, Kyrie Irving, Dion Waiters, Shaun Livingston, C.J. Miles, Luke Walton  
From Left To Right (Second Row): George Sibel, Stan Kellers, Derek Millender, Michael Blackstone, Trent Redden, Dan Vincent, Joe Prunty, Jamahl Mosley, Nate Forbes, Jeff Cohen, Zdrunas Ilgauskas, Kevin Jones, Tyler Zeller, Anderson Varejao, Tristan Thompson, Marreese Speights, Paul Pressey, Nate Tibbetts, Jordi Fernandez, David Griffin, Aubrey McCreary, Marvin Cross, Len Komoroski, Stephen Spiro, Max Benton, Mark Cashman



# 2012-13

## Cleveland Cavaliers Results

Date	Opponent	W/L	Cle	Opp	Record	Cavaliers High Scorer	Opp. High Scorer	Attend.
10/30	Washington	W	94	84	1-0	Irving- 29	Crawford- 11	20,562
11/2	Chicago	L	86	115	1-1	Irving- 15	Boozer/Hamilton- 19	20,562
11/3	@ Milwaukee	L	102	105	1-2	Irving- 27	Dunleavy- 29	17,086
11/5	@ L.A. Clippers	W	108	101	2-2	Walters- 28	Griffin- 20	19,060
11/7	@ Golden State	L	96	106	2-3	Irving- 28	Lee- 22	18,124
11/9	@ Phoenix	L	105	107	2-4	Walters- 23	Dragic- 26	15,236
11/11	@ Oklahoma City	L	91	106	2-5	Irving- 20	Westbrook- 27	18,203
11/13	@ Brooklyn	L	101	114	2-6	Varejao- 35	D. Williams- 26	17,032
11/17	Dallas	L	95	103	2-7	Irving- 26	Mayo- 19	18,633
11/18	@ Philadelphia	L	79	86	2-8	Gee- 17	Turner- 19	15,021
11/21	Philadelphia	W	92	83	3-8	Pargo- 28	Jr. Holiday/Richardson- 16	16,743
11/23	@ Orlando	L	104	108	3-9	Walters- 25	Nelson- 22	17,334
11/24	@ Miami	L	108	110	3-10	Pargo/Walters- 16	James- 30	20,064
11/26	@ Memphis	L	78	84	3-11	Varejao/Walters- 15	Gasol/Randolph- 19	13,485
11/27	Phoenix	L	78	91	3-12	Varejao- 20	Dragic- 19	13,687
11/30	@ Atlanta	W	113	111	4-12	Pargo- 22	Smith- 25	13,094
12/1	Portland (2 OT)	L	117	118	4-13	Gee- 22	Lillard- 24	16,624
12/3	@ Detroit	L	79	89	4-14	Varejao- 17	Knight- 17	11,352
12/5	Chicago	L	85	95	4-15	Sloan- 14	Belinelli- 23	17,893
12/6	@ Minnesota	L	73	91	4-16	Gee- 16	Love- 36	16,623
12/8	Detroit	L	97	104	4-17	Pargo- 24	Knight- 30	16,062
12/11	L.A. Lakers	W	100	94	5-17	Irving/Miles- 28	Bryant- 42	19,172
12/12	@ Indiana	L	81	96	5-18	Miles- 28	George- 27	11,595
12/14	Milwaukee	L	86	90	5-19	Irving- 26	Ellis- 33	14,146
12/15	@ New York	L	102	103	5-20	Irving- 41	Felton- 25	19,033
12/18	Toronto	L	99	113	5-21	Irving- 23	Calderon- 23	13,233
12/19	@ Boston	L	91	103	5-22	Irving- 22	Pierce- 40	18,624
12/21	Indiana	L	89	99	5-23	Irving- 17	Hibbert- 18	14,105
12/22	@ Milwaukee	W	94	82	6-23	Walters- 18	Ellis- 37	14,176
12/26	@ Washington	W	87	84	7-23	Irving- 26	Crawford/Okafor- 17	13,846
12/28	Atlanta	L	94	102	7-24	Irving- 28	Teague- 27	19,443
12/29	@ Brooklyn	L	100	103	7-25	Miles- 33	Lopez- 35	17,732
1/2	Sacramento	L	94	97	7-26	Irving- 22	Thompson- 19	12,331
1/4	@ Charlotte	W	106	104	8-26	Irving- 33	Gordon- 27	15,576
1/5	Houston	L	104	112	8-27	Irving- 30	Harden- 29	16,866
1/7	@ Chicago	L	92	118	8-28	Walters- 18	Boozer- 24	21,355
1/9	Atlanta	W	99	83	9-28	Irving- 33	Smith- 17	13,149
1/11	@ Denver	L	91	98	9-29	Irving- 28	Gallinari- 23	16,445
1/13	@ L.A. Lakers	L	93	113	9-30	Irving/Walters- 15	Bryant- 23	18,997
1/14	@ Sacramento	L	118	124	9-31	Walters- 33	Cousins- 26	12,194
1/16	@ Portland	W	93	88	10-31	Irving- 31	Batum- 23	18,880
1/19	@ Utah	L	98	109	10-32	Walters- 23	Foye- 20	19,911
1/22	Boston	W	95	90	11-32	Irving- 40	Rondo- 17	14,192
1/25	Milwaukee	W	113	108	12-32	Irving- 35	Ilyasova- 30	15,098
1/26	@ Toronto	W	99	98	13-32	Irving- 32	Johnson- 18	18,820
1/29	Golden State	L	95	108	13-33	Thompson/Walters- 18	Thompson- 32	13,939
2/1	@ Detroit	L	99	117	13-34	Thompson- 19	Knight/Singler- 20	15,693
2/2	Oklahoma City	W	115	110	14-34	Irving- 35	Durant- 32	20,562
2/6	Charlotte	W	122	95	15-34	Irving- 22	Mullens- 15	13,264
2/8	Orlando	W	119	108	16-34	Irving- 24	Vucevic- 25	14,073
2/9	Denver	L	103	111	16-35	Irving- 26	Gallinari- 19	20,562
2/11	Minnesota	L	92	100	16-36	Irving- 20	Ridnour- 21	11,556
2/13	San Antonio	L	95	96	16-37	Walters- 20	Parker- 24	12,162
2/20	New Orleans	W	105	100	17-37	Irving- 35	Roberts- 17	16,103
2/23	@ Orlando	W	118	94	18-37	Speights- 18	Affalo- 16	17,171
2/24	@ Miami	L	105	109	18-38	Walters- 26	James- 28	20,006
2/26	@ Chicago	W	101	98	19-38	Walters- 25	Boozer- 27	21,501
2/27	Toronto	W	103	92	20-38	Walters- 23	DeRozan- 34	13,368
3/1	L.A. Clippers	L	89	105	20-39	Walters- 17	Crawford- 24	20,562
3/4	New York	L	97	102	20-40	Speights- 23	Stoudemire- 22	19,784
3/6	Utah	W	104	101	21-40	Irving- 20	Hayward- 25	12,124
3/8	Memphis	L	92	103	21-41	Irving- 24	Gasol- 22	17,032
3/10	@ Toronto	L	96	100	21-42	Walters- 21	Anderson- 18	19,800
3/12	Washington	W	95	90	22-42	Walters- 20	Wall- 27	14,689
3/15	@ Dallas	L	86	96	22-43	Walters- 21	Beaubois- 18	20,482
3/16	@ San Antonio	L	113	119	22-44	Ellington- 21	Duncan- 30	18,581
3/18	Indiana	L	90	111	22-45	Miles- 21	Green- 20	13,016
3/20	Miami	L	95	98	22-46	Ellington- 20	James- 25	20,562
3/22	@ Houston	L	78	116	22-47	Livingston- 14	Harden- 20	15,694
3/27	Boston	L	92	93	22-48	Ellington- 16	Bass- 22	17,130
3/29	Philadelphia	L	87	97	22-49	Miles- 19	Turner- 23	17,324
3/31	@ New Orleans	L	92	112	22-50	Irving- 31	Vasquez- 25	11,008
4/1	@ Atlanta	L	94	102	22-51	Speights- 23	Harris- 25	13,026
4/3	Brooklyn	L	95	113	22-52	Irving/Speights- 16	Brooks- 27	14,863
4/5	@ Boston	W	97	91	23-52	Thompson- 29	Green- 23	18,624
4/7	Orlando	W	91	85	24-52	Gee- 19	Harris- 26	16,341
4/9	@ Indiana	L	94	99	24-53	Irving- 29	Hill- 27	15,279
4/10	Detroit	L	104	111	24-54	Irving- 27	Drummond- 29	13,844
4/12	New York	L	91	101	24-55	Irving- 31	J. Smith/Anthony- 31	19,430
4/14	@ Philadelphia	L	77	91	24-56	Speights/Thompson/Ellington- 12	Wright- 15	18,764
4/15	Miami	L	95	96	24-57	Irving/Thompson/Walters- 16	Lewis- 19	19,091
4/17	@ Charlotte	L	98	105	24-58	Irving- 24	Walker- 24	13,487

# 2013-14

## Season Highlights

**Final Record:** 33-49

**Finished:** 3rd Place in Division

**Head Coach:** Mike Brown

The Cleveland Cavaliers finished with a nine-win improvement from a season ago...On the year, the Cavs ranked 12th in defensive field goal percentage (.452)...Cleveland was even better at Quicken Loans Arena, where they had the third-best home defense in the NBA at .428...The Cavs matched their franchise record with eight overtime contests in 2013-14...Cleveland won a season-high six straight games from Feb. 7-19, their longest since March 2010...Coach Mike Brown picked up his 305th win with the Cavs in the final game of the season, which moved him past Bill Fitch (304) for the second-most wins in Cavaliers history...Kyrie Irving had his second straight All-Star campaign in 2013-14 after averaging team highs of 20.8 points and 6.1 assists...Irving went on to earn MVP honors of the All-Star Game in New Orleans, becoming the second-youngest NBA player and second Cavalier to win the award (LeBron James)...Tristan Thompson recorded a team-best 36 double-doubles, which were tied for the fifth-most in the East and the most by a Cavs player since Drew Gooden in 2004-05 (37)...Dion Waiters was the highest scoring bench player in the Eastern Conference in 2013-14 (14.7 ppg), while midseason acquisition Luol Deng became the third Cavs player to win the J. Walter Kennedy Citizenship Award, joining Eric Snow (2004-05) and Austin Carr (1979-80).

## Final Statistics

2013-14	Field Goals										3-Point FG			Free Throws			Rebounds														
PLAYER	G	GS	MIN	FG	FGA	PCT	FG	FGA	PCT	FT	FTE	PCT	OFF	DEF	TOT	AST	PF	DQ	STL	TO	BLK	PTS	AVG	HI							
Irving	71	71	2496	532	1237	.430	123	344	.358	291	338	.861	52	207	259	433	163	0	108	190	23	1478	20.8	44							
Deng (TOT)	63	63	2213	371	860	.431	57	189	.302	212	268	.791	99	282	361	183	111	0	62	114	9	1011	16.0	37							
Deng (CLE)	40	40	1353	211	506	.417	40	127	.315	111	144	.771	59	144	203	98	58	0	38	55	5	573	14.3	27							
Waiters	70	24	2072	430	993	.433	92	250	.368	161	235	.685	32	163	195	209	153	0	63	154	17	1113	15.9	30							
Hawes (TOT)	80	78	2470	403	883	.456	128	308	.416	119	152	.783	131	529	660	240	237	3	44	173	94	1053	13.2	28							
Hawes (CLE)	27	25	804	139	297	.468	47	105	.448	40	51	.784	43	165	208	64	83	1	13	54	27	365	13.5	22							
Thompson	82	82	2594	363	761	.477	0	1	.000	235	339	.693	269	485	754	72	188	0	42	108	35	961	11.7	25							
Miles	51	34	984	178	409	.435	83	211	.393	64	75	.853	18	85	103	52	103	0	46	44	15	503	9.9	34							
Jack	80	31	2252	286	698	.410	63	185	.341	125	149	.839	22	201	223	324	133	0	56	133	22	760	9.5	31							
Bynum	24	19	480	85	203	.419	0	0	---	32	42	.762	47	79	126	27	28	0	6	30	28	202	8.4	20							
Varejao	65	29	1800	227	459	.495	0	7	.000	92	135	.681	187	442	629	140	164	2	69	72	39	546	8.4	18							
Zeller	70	9	1049	156	290	.538	0	1	.000	87	121	.719	103	179	282	36	137	1	18	60	38	399	5.7	23							
Clark	45	17	898	90	240	.375	40	116	.345	14	24	.583	20	107	127	16	61	0	16	30	19	234	5.2	15							
Dellavedova	72	4	1271	122	296	.412	57	155	.368	38	48	.792	29	94	123	187	121	0	33	60	5	339	4.7	21							
Bennett	52	0	663	80	225	.356	13	53	.245	44	69	.636	49	106	155	17	93	1	21	47	8	217	4.2	19							
Gee	65	24	1020	98	236	.415	19	58	.328	43	61	.705	35	114	149	47	96	0	39	44	15	258	4.0	12							
Felix	7	0	38	7	14	.500	2	5	.400	3	4	.750	1	5	6	4	4	0	0	4	0	19	2.7	10							
Sims	20	0	168	18	45	.400	0	0	---	8	14	.571	22	34	56	5	32	1	5	8	7	44	2.2	7							
Karasev	22	1	156	12	35	.343	4	19	.211	9	10	.900	0	16	16	6	22	0	3	11	1	37	1.7	8							
Curry (TOT)	2	0	13	1	3	.333	1	1	1.000	0	0	---	0	1	1	0	0	0	2	0	0	3	1.5	3							
Curry (CLE)	1	0	9	1	3	.333	1	1	1.000	0	0	---	0	1	1	0	0	0	2	0	0	3	3.0	3							
Edwards	2	0	12	1	3	.333	0	0	---	0	0	---	1	1	2	0	1	0	0	1	0	2	1.0	2							
Onuaku (TOT)	5	0	30	1	5	.200	0	0	---	1	2	.500	2	6	8	3	3	0	0	1	0	3	0.6	2							
Onuaku (CLE)	2	0	5	0	1	.000	0	0	---	0	0	---	0	1	1	0	0	0	0	0	0	0	0.0	0							
Hopson	2	0	7	0	4	.000	0	2	.000	1	2	.500	0	0	0	0	1	0	0	1	0	1	0.5	1							
Cavaliers	82	-	19930	3036	6955	.437	584	1640	.356	1398	1861	.751	989	2629	3618	1738	1640	6	579	1163	304	8054	98.2	127							
Opponents	82	-	19930	3097	6847	.452	765	2083	.367	1365	1803	.757	841	2648	3489	2037	1599	10	587	1144	461	8324	101.5	127							

## Season Leaders (min. 40 games)

Scoring Leaders			Rebounding Leaders			Assist Leaders		
1	Kyrie Irving	20.8 ppg	1	Anderson Varejao	9.7 rpg	1	Kyrie Irving	6.1 apg
2	Dion Waiters	15.9 ppg	2	Tristan Thompson	9.2 rpg	2	Jarrett Jack	4.1 apg
3	Luol Deng	14.3 ppg	3	Luol Deng	5.1 rpg	3	Dion Waiters	3.0 apg



**2013 -14 From Left To Right (First Row):** Dan Vincent, Mike Gerrity, Alonzo Gee, Sergey Karasev, Jarrett Jack, Dion Waiters, Mike Brown, Dan Gilbert, David Griffin, Kyrie Irving, Matthew Dellavedova, C.J. Miles, Carrick Felix, Yusuke Nakamura, George Sibel  
**From Left To Right (Second Row):** Tad Carper, Derek Millender, Stephen Spiro, Koby Altman, Trent Redden, Len Komoroski, Jim Boylan, Nate Forbes, Jamahl Mosley, Bret Brielmaler, Jeff Cohen, Scotty Hopson, Anthony Bennett, Tristan Thompson, Spencer Hawes, Tyler Zeller, Anderson Varejao, Luol Deng, Vitaly Potapenko, Igor Kokoskov, Phil Handy, Bernie Bickerstaff, Marvin Cross, Mark Cashman, Alex Moore, B.J. Evans, Jeff Schaefer

# 2013-14

## Cleveland Cavaliers Results

Date	Opponent	W/L	Cle	Opp	Record	Cavaliers High Scorer	Opp. High Scorer	Attend.
10/30	Brooklyn	W	98	94	1-0	Thompson - 18	Lopez - 21	20,562
11/1	@ Charlotte	L	84	90	1-1	Miles - 22	Walker - 23	18,017
11/2	@ Indiana	L	74	89	1-2	Walters - 17	Stephenson - 22	16,242
11/4	Minnesota	W	93	92	2-2	Miles - 19	Martin - 23	17,892
11/6	@ Milwaukee	L	104	109	2-3	Irving - 29	Mayo - 28	14,340
11/8	@ Philadelphia	L	79	94	2-4	Walters - 18	Turner - 22	15,219
11/9	Philadelphia (2 OT)	W	127	125	3-4	Irving - 39	Turner - 31	20,562
11/11	@ Chicago	L	81	96	3-5	Irving - 16	Boozer - 17	21,778
11/13	@ Minnesota	L	95	124	3-6	Irving - 20	Love - 33	14,978
11/15	Charlotte	L	80	86	3-7	Irving - 18	Kidd-Gilchrist - 16	18,679
11/16	@ Washington (OT)	W	103	96	4-7	Irving - 41	Beal - 28	18,038
11/20	Washington	L	91	98	4-8	Irving - 28	Beal - 26	16,189
11/22	@ New Orleans	L	100	104	4-9	Irving - 22	Evans/Gordon - 19	15,186
11/23	@ San Antonio	L	96	126	4-10	Bynum - 16	Green - 17	18,581
11/27	Miami	L	84	95	4-11	Walters - 24	James - 28	20,562
11/29	@ Boston	L	86	103	4-12	Walters - 21	Green - 31	17,685
11/30	Chicago	W	97	93	5-12	Walters/Bynum - 20	Deng - 27	17,296
12/4	@ Denver	W	98	88	6-12	Irving - 23	Foye - 16	14,642
12/6	@ Atlanta	L	89	108	6-13	Walters - 30	Hford - 22	13,282
12/7	L.A. Clippers	W	88	82	7-13	Thompson/Irving - 20	Crawford - 19	16,216
12/10	New York	W	109	94	8-13	Irving - 37	Anthony - 29	14,580
12/13	@ Orlando	W	109	100	9-13	Irving - 31	Oladipo - 26	16,119
12/14	@ Miami	L	107	114	9-14	Irving - 19	James - 25	19,656
12/17	Portland	L	116	119	9-15	Irving/Walters - 25	Lillard - 36	15,689
12/20	Milwaukee (OT)	W	114	111	10-15	Irving - 39	Mayo - 20	19,058
12/21	@ Chicago	L	84	100	10-16	Bynum - 19	Boozer - 19	21,658
12/23	Detroit	L	92	115	10-17	Irving - 21	Smith - 25	19,215
12/26	Atlanta (2 OT)	L	125	127	10-18	Irving - 40	Teague - 34	18,682
12/28	@ Boston	L	100	103	10-19	Irving - 32	Green/Crawford - 19	18,264
12/29	Golden State (OT)	L	104	108	10-20	Irving - 27	Curry - 29	19,384
12/31	@ Indiana	L	76	91	10-21	Varejao - 14	George - 21	18,165
1/2	Orlando (OT)	W	87	81	11-21	Varejao - 18	Davis - 16	14,248
1/4	@ Brooklyn	L	82	89	11-22	Walters - 26	Williams - 21	17,732
1/5	Indiana	L	78	82	11-23	Miles - 21	George - 16	17,502
1/7	Philadelphia	W	111	93	12-23	Miles - 34	Carter-Williams - 33	13,344
1/10	@ Utah	W	113	102	13-23	Irving - 25	Jefferson - 18	18,480
1/12	@ Sacramento	L	80	124	13-24	Miles - 14	Thomas - 26	16,072
1/14	@ L.A. Lakers	W	120	118	14-24	Deng - 27	Young - 28	18,997
1/15	@ Portland	L	96	108	14-25	Deng - 25	Aldridge - 32	19,998
1/17	@ Denver	W	117	109	15-25	Irving - 23	Chandler - 23	18,486
1/20	Dallas	L	97	102	15-26	Irving - 26	Ellis - 22	18,762
1/22	Chicago	L	87	98	15-27	Irving - 26	Augustin - 27	16,890
1/24	Milwaukee	W	93	78	16-27	Varejao - 16	Middleton - 13	17,147
1/26	Phoenix	L	90	99	16-28	Irving - 24	Mark Morris - 27	15,872
1/28	New Orleans	L	89	100	16-29	Irving - 23	Davis - 30	13,985
1/30	@ New York	L	86	117	16-30	Irving - 24	Anthony/Hardaway - 29	19,812
2/1	@ Houston	L	92	106	16-31	Deng - 24	Harden - 28	18,309
2/3	@ Dallas	L	107	124	16-32	Irving - 27	Nowitzki - 23	19,595
2/5	L.A. Lakers	L	108	119	16-33	Miles - 27	Kelly - 26	15,205
2/7	@ Washington	W	115	113	17-33	Walters - 24	Wall - 32	16,294
2/9	Memphis (OT)	W	91	83	18-33	Irving - 28	Calathes - 17	16,484
2/11	Sacramento	W	109	99	19-33	Deng - 22	Cousins - 21	14,245
2/12	@ Detroit	W	93	89	20-33	Thompson - 25	Smith - 18	13,184
2/18	@ Philadelphia	W	114	85	21-33	Zeller - 18	Carter-Williams/Young - 15	12,904
2/19	Orlando	W	101	93	22-33	Irving - 22	Afflalo - 23	16,539
2/21	@ Toronto	L	91	98	22-34	Deng - 21	Ross - 20	18,854
2/23	Washington	L	83	96	22-35	Deng - 17	Wall - 21	17,238
2/25	Toronto	L	93	99	22-36	Irving - 25	DeRozan - 33	13,758
2/26	@ Oklahoma City	W	114	104	23-36	Irving - 31	Durant - 28	18,203
2/28	Utah	W	99	79	24-36	Irving - 21	Hayward - 18	18,601
3/1	@ Memphis	L	96	110	24-37	Irving - 28	Randolph - 23	17,011
3/4	San Antonio	L	101	122	24-38	Irving/Walters - 24	Green - 24	17,966
3/7	@ Charlotte	L	92	101	24-39	Deng/Walters - 19	Jefferson - 28	15,688
3/8	New York	L	97	107	24-40	Irving - 30	Anthony - 26	20,562
3/12	@ Phoenix	W	110	101	25-40	Irving - 23	Dragic - 20	17,902
3/14	@ Golden State	W	103	94	26-40	Hawes - 22	Curry - 27	19,596
3/16	@ L.A. Clippers	L	80	102	26-41	Deng - 23	Griffin - 21	19,274
3/18	Miami	L	96	100	26-42	Jack - 22	James - 43	20,562
3/20	Oklahoma City	L	95	102	26-43	Walters - 30	Durant - 35	18,246
3/22	Houston	L	111	118	26-44	Walters - 26	Harden - 37	19,058
3/23	@ New York	W	106	100	27-44	Jack - 31	Anthony - 32	19,812
3/25	Toronto	W	102	100	28-44	Walters - 24	Lowry - 22	15,497
3/26	@ Detroit	W	97	96	29-44	Dellavedova - 21	Smith - 24	15,979
3/28	@ Brooklyn	L	97	108	29-45	Deng/Walters - 20	Pierce - 22	17,732
3/30	Indiana	W	90	76	30-45	Walters - 19	George - 15	17,147
4/2	@ Orlando	W	119	98	31-45	Walters - 26	Oladipo - 16	16,092
4/4	@ Atlanta	L	98	117	31-46	Walters - 23	Scott - 26	16,210
4/5	Charlotte (OT)	L	94	96	31-47	Irving - 44	Jefferson - 24	18,179
4/9	Detroit	W	122	100	32-47	Walters - 22	Jennings/Jerebko - 17	15,979
4/11	@ Milwaukee	L	116	119	32-48	Walters - 23	Knight - 24	13,126
4/12	Boston	L	99	111	32-49	Irving/Jack/Walters - 15	Bradley/Olynyk - 25	18,456
4/16	Brooklyn	W	114	85	33-49	Zeller - 22	Blatche/Thornton - 20	19,842

# 2014-15

## Season Highlights

**Final Record:** 53-29

**Finished:** 1st Place in Division

**Head Coach:** David Blatt

The Cavaliers, led by first-year NBA head coach David Blatt, captured its fourth Central Division title after finishing with a 53-29 record in 2014-15, which includes an NBA-best 34-9 over the final 43 games...After winning 20 more games from a season ago to garner the No. 2 seed in the Eastern Conference, Cleveland went on to advance to its second ever NBA Finals and finished the postseason with a franchise-record 14 wins...During the regular season, the Cavs won a season-high 18 straight home games from Jan. 19-April 5 and finished with a 31-10 mark at Quicken Loans Arena...Cleveland averaged 10.1 three-pointers per game (fourth in NBA), shattering the franchise single-season record (8.0 in 2008-09)...The team's 826 made three-pointers were the eighth-most all-time in NBA history...LeBron James (25.3), Kyrie Irving (21.7) and Kevin Love (16.4) were the highest scoring trio in the NBA at 63.4 points per game...The 2014-15 Cavs were one of only two teams in league history with three players who tallied 1,200 points and 115 three-pointers in a single season, joining the 1995-96 Dallas Mavericks trio of Jim Jackson, George McCloud and Jason Kidd...James was an Eastern Conference All-Star for the 11th straight season and an All-NBA First Team selection, while Irving was also an All-Star and All-NBA Third Team selection.

## Final Statistics

2014-15 PLAYER	G	GS	MIN	Field Goals			3-Point FG			Free Throws			Rebounds		TO	AST	PF	DQ	STL	TO	BLK	PTS	AVG	HI
				FG	FGA	PCT	FG	FGA	PCT	FT	FTA	PCT	OFF	DEF										
James	69	69	2493	624	1279	.488	120	339	.354	375	528	.710	51	365	416	511	135	0	109	272	49	1743	25.3	42
Irving	75	75	2730	578	1235	.468	157	378	.415	315	365	.863	55	182	237	389	146	0	114	186	20	1628	21.7	57
Love	75	75	2532	413	952	.434	144	392	.367	258	321	.804	142	599	731	168	140	1	51	122	39	1228	16.4	32
Smith (TOT)	70	51	2079	315	755	.417	163	426	.383	54	72	.750	30	188	218	195	163	1	82	97	22	847	12.1	29
Smith (CLE)	46	45	1461	214	504	.425	131	336	.390	27	33	.818	26	134	160	114	119	1	64	52	18	586	12.7	29
Walters	33	3	786	138	342	.404	22	86	.256	47	60	.783	12	45	57	74	59	0	44	50	10	345	10.5	26
Varejao	26	26	636	111	200	.555	0	2	.000	33	45	.733	57	113	170	35	58	0	19	35	16	255	9.8	23
Mozgov (TOT)	81	80	2046	314	566	.555	2	6	.333	155	216	.718	203	388	591	55	227	2	33	116	97	785	9.7	20
Mozgov (CLE)	46	45	1149	197	334	.590	0	0	---	92	130	.708	112	207	319	39	113	0	18	69	56	486	10.6	20
Thompson	82	15	2194	267	488	.547	0	0	---	159	248	.641	274	383	657	39	189	1	34	83	61	693	8.5	24
Shumpert (TOT)	62	25	1545	193	471	.410	67	196	.342	43	64	.672	55	169	224	135	138	2	81	91	16	496	8.0	21
Shumpert (CLE)	38	1	920	105	256	.410	44	130	.338	18	27	.667	33	110	143	57	71	0	51	49	13	272	7.2	18
Marion	57	24	1101	119	267	.446	12	46	.261	26	34	.765	64	138	202	51	58	0	27	33	27	276	4.8	13
Dellavedova	67	13	1380	111	307	.362	68	167	.407	29	38	.763	37	89	126	204	152	0	24	61	2	319	4.8	18
Jones	57	2	669	74	201	.368	63	175	.360	39	46	.848	9	53	62	24	67	0	13	13	8	250	4.4	14
Perkins (TOT)	68	3	1148	102	227	.449	0	0	---	42	83	.506	91	229	320	51	162	1	16	95	42	246	3.6	17
Perkins (CLE)	17	0	167	20	41	.488	0	0	---	4	8	.500	11	30	41	8	27	0	2	21	4	44	2.6	7
Harris	51	1	493	48	120	.400	31	84	.369	9	15	.600	7	34	41	26	62	1	7	27	2	136	2.7	16
Miller	52	15	701	37	114	.325	32	98	.327	3	4	.750	4	87	91	46	74	0	14	23	4	109	2.1	21
Price	11	0	87	9	34	.265	0	11	.000	4	6	.667	4	11	15	13	1	0	3	3	0	22	2.0	6
Cherry	8	0	69	5	19	.263	2	9	.222	3	6	.500	1	4	5	8	10	0	6	4	1	15	1.9	5
Haywood	22	1	119	14	30	.467	0	0	---	7	13	.538	6	23	29	2	17	0	2	10	10	35	1.6	7
Amundson	12	0	79	4	12	.333	0	0	---	3	5	.600	5	15	20	5	11	0	1	5	0	11	0.9	5
Kirk	5	0	14	1	4	.250	0	0	---	2	2	1.000	1	0	1	1	1	0	0	0	0	4	0.8	2
Cavaliers	82	-	19780	3089	6739	.458	826	2253	.367	1453	1934	.751	911	2612	3523	1814	1510	4	603	1171	340	8457	103.1	129
Opponents	82	-	19780	3121	6850	.456	634	1848	.343	1214	1629	.745	885	2487	3372	1974	1685	9	642	1092	368	8090	98.7	127

## Season Leaders (min. 40 games)

Scoring Leaders			Rebounding Leaders			Assist Leaders		
1	LeBron James	25.3 ppg	1	Kevin Love	9.7 rpg	1	LeBron James	7.4 apg
2	Kyrie Irving	21.7 ppg	2	Tristan Thompson	8.0 rpg	2	Kyrie Irving	5.2 apg
3	Kevin Love	16.4 ppg	3	Timofey Mozgov	6.9 rpg	3	Matthew Dellavedova	3.0 apg



**2014-15 From Left To Right (First Row):** Timofey Mozgov, Kendrick Perkins, Tristan Thompson, LeBron James, David Blatt, Dan Gilbert, David Griffin, Shawn Marion, Kevin Love, Anderson Varejao, James Jones, Brendan Haywood  
**From Left To Right (Second Row):** Len Komoroski, James Posey, Tad Carper, Tyrone Lue, Nate Forbes, Jim Boylan, Larry Drew, Joe Harris, Mike Miller, Matthew Dellavedova, Kyrie Irving, Iman Shumpert, J.R. Smith, Vitaly Potapenko, Bret Briellemaier, Phil Handy, Trent Redden, Jeff Cohen, Raja Bell, Koby Altman, Jeff Schaefer, Brock Aller, B.J. Evans  
**From Left To Right (Third Row):** Al Richards, Marvin Cross, Jason Daniel, Michael Pearl, Robert Brown, Rod Williams, George Sibel, Mark Cashman, Alex Moore, Mike Mancias, Yusuke Nakayama, Stephen Spiro, Derek Millender, Mike Gerrity, Dan Vincent, Randy Mims, Mike Gansey, Damon Jones

# 2014-15

## Cleveland Cavaliers Results

Date	Opponent	W/L	Cle	Opp	Record	Cavaliers High Scorer	Opp. High Scorer	Attend.
10/30	New York	L	90	95	0-1	Irving - 22	Anthony - 25	20,562
10/31	@ Chicago (OT)	W	114	108	1-1	James - 36	Hinrich/Rose - 20	22,879
11/4	@ Portland	L	82	101	1-2	Love - 22	Lillard - 27	19,441
11/5	@ Utah	L	100	102	1-3	Irving - 34	Favors/Hayward - 21	19,911
11/7	@ Denver	W	110	101	2-3	James - 22	Foye - 28	19,623
11/10	New Orleans	W	118	111	3-3	Irving/James - 32	Anderson 32	20,562
11/14	@ Boston	W	122	121	4-3	James - 41	Olynyk - 21	18,624
11/15	Atlanta	W	127	94	5-3	James - 32	Millsap - 16	20,562
11/17	Denver	L	97	106	5-4	James - 22	Lawson - 24	20,562
11/19	San Antonio	L	90	92	5-5	Varejao - 23	Diaw/Duncan - 19	20,562
11/21	@ Washington	L	78	91	5-6	Irving/James - 22	Wall - 28	20,356
11/22	Toronto	L	93	110	5-7	Love - 23	Williams - 36	20,562
11/24	Orlando	W	106	74	6-7	James - 29	Oladipo - 22	20,562
11/26	Washington	W	113	87	7-7	James - 29	Butler - 23	20,562
11/29	Indiana	W	109	97	8-7	Love - 28	West - 14	20,562
12/2	Milwaukee	W	111	108	9-7	Irving - 28	Knight - 27	20,562
12/4	@ New York	W	90	87	10-7	Irving - 37	Hardaway - 20	19,812
12/5	@ Toronto	W	105	91	11-7	James - 24	A. Johnson - 27	20,077
12/8	@ Brooklyn	W	110	88	12-7	Walters - 26	Garnett - 14	17,732
12/9	Toronto	W	105	101	13-7	James - 35	Ross/Valanciunas - 18	20,562
12/11	@ Oklahoma City	L	94	103	13-8	Irving - 20	Westbrook - 26	18,203
12/12	@ New Orleans	L	114	119	13-9	James - 41	Evans - 31	18,069
12/15	Charlotte	W	97	88	14-9	James - 27	Walker - 24	20,562
12/17	Atlanta	L	98	127	14-10	James/Walters - 21	Mack - 24	20,562
12/19	Brooklyn	W	95	91	15-10	James - 22	Johnson - 26	20,562
12/21	Memphis	W	105	91	16-10	James - 25	Gasol - 23	20,562
12/23	Minnesota	W	125	104	17-10	Irving - 29	Wiggins - 27	20,562
12/25	@ Miami	L	91	101	17-11	James - 30	Wade - 31	19,817
12/26	@ Orlando	W	98	89	18-11	James - 29	Harris - 16	18,846
12/28	Detroit	L	80	103	18-12	Love - 20	Jennings - 25	20,562
12/30	@ Atlanta	L	101	109	18-13	Irving - 35	Millsap - 26	19,215
12/31	Milwaukee	L	80	96	18-14	Irving - 25	Knight - 26	20,562
1/2	@ Charlotte	W	91	87	19-14	Love - 27	Henderson - 14	19,307
1/4	Dallas	L	90	109	19-15	Love - 30	Ellis - 20	20,562
1/5	@ Philadelphia	L	92	95	19-16	Love - 28	Wroten - 20	17,771
1/7	Houston	L	93	105	19-17	Irving - 38	Harden - 21	20,562
1/9	@ Golden State	L	94	112	19-18	Smith - 27	Thompson - 24	19,596
1/11	@ Sacramento	L	84	103	19-19	Love - 25	Cousins - 26	16,143
1/13	@ Phoenix	L	100	107	19-20	James - 33	Mark, Morris - 35	16,819
1/15	@ L.A. Lakers	W	109	102	20-20	James - 36	Hill - 20	18,997
1/17	@ L.A. Clippers	W	126	121	21-20	Irving - 37	Griffin - 34	19,380
1/19	Chicago	W	108	94	22-20	James - 26	Butler - 20	20,562
1/21	Utah	W	106	92	23-20	James - 26	Kanter - 24	20,562
1/23	Charlotte	W	129	90	24-20	James - 25	Jefferson - 22	20,562
1/25	Oklahoma City	W	108	98	25-20	James - 34	Durant - 32	20,562
1/27	@ Detroit	W	103	95	26-20	Irving - 38	Augustin - 19	18,178
1/28	Portland	W	99	94	27-20	Irving - 55	Aldridge - 38	20,562
1/30	Sacramento	W	101	90	28-20	Love - 23	Cousins - 21	20,562
1/31	@ Minnesota	W	106	90	29-20	James - 36	Wiggins - 33	19,562
2/2	Philadelphia	W	97	84	30-20	Irving - 24	Grant/Covington - 18	20,562
2/5	L.A. Clippers	W	105	94	31-20	Love - 24	Griffin - 16	20,562
2/6	@ Indiana	L	99	103	31-21	Irving - 29	Miles - 26	18,165
2/8	L.A. Lakers	W	120	105	32-21	Love - 32	Clarkson - 20	20,562
2/11	Miami	W	113	93	33-21	Mozgov - 20	Chalmers - 18	20,562
2/12	@ Chicago	L	98	113	33-22	James - 31	Rose - 30	21,920
2/20	@ Washington	W	127	89	34-22	James - 28	Wall/Nene - 18	20,356
2/22	@ New York	W	101	83	35-22	James/Irving - 18	Galloway - 13	19,812
2/24	@ Detroit	W	102	93	36-22	Love - 24	Jackson - 22	19,087
2/26	Golden State	W	110	99	37-22	James - 42	Lee - 19	20,562
2/27	@ Indiana	L	86	93	37-23	Smith - 21	Stuckey - 19	18,165
3/1	@ Houston (OT)	L	103	105	37-24	James - 37	Harden - 33	18,345
3/3	Boston	W	110	79	38-24	James - 27	Bass - 15	20,562
3/4	@ Toronto	W	120	112	39-24	James - 29	Valanciunas/Williams - 26	19,800
3/6	@ Atlanta	L	97	106	39-25	Irving - 20	Horford - 19	19,244
3/7	Phoenix	W	89	79	40-25	Mozgov - 19	Mark, Morris - 16	20,562
3/10	@ Dallas	W	127	94	41-25	James - 27	Parsons - 18	20,501
3/12	@ San Antonio (OT)	W	128	125	42-25	Irving - 57	Parker - 31	18,581
3/15	@ Orlando	W	123	108	43-25	Irving - 33	Oladipo - 25	17,786
3/16	@ Miami	L	92	106	43-26	Thompson - 26	Wade - 32	19,626
3/18	Brooklyn	W	117	92	44-26	Smith/Mozgov - 17	Williams - 20	20,562
3/20	Indiana	W	95	92	45-26	James - 29	G. Hill - 24	20,562
3/22	@ Milwaukee	W	108	90	46-26	James - 28	Carter-Williams - 19	16,687
3/25	@ Memphis	W	111	89	47-26	Irving - 24	Gasol - 18	18,119
3/27	@ Brooklyn	L	98	106	47-27	Irving - 26	Lopez/Johnson - 20	17,732
3/29	Philadelphia	W	87	86	48-27	James - 20	Covington - 19	20,562
4/2	Miami	W	114	88	49-27	James/Irving - 23	Deng/Whitehouse - 17	20,562
4/5	Chicago	W	99	94	50-27	Irving - 27	Dunleavy - 24	20,562
4/8	@ Milwaukee	W	104	99	51-27	Irving - 27	Carter-Williams - 30	14,629
4/10	Boston	L	90	99	51-28	Love - 19	Smart - 19	20,562
4/12	@ Boston	L	78	117	51-29	Shumpert - 15	Thomas - 17	18,624
4/13	Detroit	W	109	97	52-29	Smith - 28	Drummond - 20	20,562
4/15	Washington (OT)	W	113	108	53-29	Love - 19	Webster - 20	20,562



## Season Highlights

**Head Coach:** David Blatt 30-11  
Tyronn Lue 27-14

## Final Statistics

2015-16 PLAYER	Field Goals						3-Point FG			Free Throws			Rebounds												
	G	GS	MIN	FG	FGA	PCT	FG	FGA	PCT	FT	FAT	PCT	OFF	DEF	TOT	AST	PF	DO	STL	TO	BLK	PTS	AVG	HI	
James	76	76	2709	737	1416	.520	87	282	.309	359	491	.731	111	454	565	514	143	0	104	249	49	1020	25.3	37	
Iving	53	53	1667	394	879	.448	84	262	.321	169	191	.885	44	113	157	250	107	0	56	124	8	1841	19.6	35	
Love	77	77	2424	409	977	.419	158	439	.360	258	314	.822	149	613	762	185	159	0	58	142	41	1234	16.0	34	
D. Jones	1		0	42	6	14	.429	1	2	5	0	---	1	4	5	2	6	1	0	1	0	2	13	13.0	13
Smith	77	77	2362	353	850	.415	204	510	.400	45	71	.634	43	174	217	130	204	1	81	59	21	955	12.4	27	
Williams	41	41	1478	132	302	.437	36	102	.353	38	42	.905	6	66	72	98	60	0	14	57	5	838	8.2	29	
Thompson	82	34	2269	247	420	.585	0	0	---	149	242	.616	268	470	738	62	202	0	38	61	51	643	7.8	19	
Johnson	78	78	1967	207	485	.427	95	223	.426	51	67	.761	33	137	170	33	177	0	4	119	4	1019	13.2	26	
Mozgov	76	48	1326	203	359	.565	7	1	.7143	68	95	.716	110	227	337	159	1	22	71	57	45	633	17	37	
Frye (TOT)	70	32	1199	152	347	.438	91	235	.387	30	35	.857	35	199	234	71	127	0	29	43	28	425	6.1	21	
Frye (CLE)	26	3	446	71	161	.441	43	114	.377	11	14	.786	12	81	93	26	56	0	8	13	8	196	7.5	21	
Shumpert	54	5	1316	114	305	.374	43	146	.295	40	51	.784	32	171	203	92	119	1	54	57	19	311	5.8	23	
Jefferson	75	5	1326	143	312	.458	66	173	.382	58	87	.667	15	113	128	59	129	0	33	43	14	410	5.5	20	
McRae (TOT)	22	1	196	34	78	.436	10	22	.455	21	28	.750	4	16	20	25	17	0	3	15	1	99	4.5	36	
McRae (CLE)	15	1	113	23	52	.442	7	11	.636	9	13	.692	2	10	12	15	10	0	0	9	1	62	4.1	36	
J. Jones	48		353	58	142	.408	41	104	.394	21	26	.808	8	42	50	14	50	0	11	13	10	178	3.7	15	
Cunningham	40		465	32	91	.352	10	32	.313	30	48	.625	3	26	29	19	37	0	12	18	1	204	2.6	12	
Varejao	31		310	32	76	.421	0	0	---	16	21	.762	24	67	91	20	35	0	11	16	5	80	2.6	9	
Yauri	25		0	95	1	.4	---	0	1	0	11	.455	12	14	26	3	1	0	5	23	0	49	2.0	9	
Harris	5		0	15	1	.4250	1	1	.2500	0	0	---	0	3	3	2	1	0	0	1	0	0	3.0	6.3	3
CAVALIERS	82	-	19855	3171	6888	.460	880	2428	.362	1333	1783	.748	873	2777	3650	1861	1666	4	551	1114	392	877	855.5	104.3	125
OPPONENTS	82	-	19855	3019	6736	.448	647	1862	.347	1378	1855	.743	760	2604	3364	1756	1690	3	590	1092	367	8063	98.3	132	

Scoring Leaders			Rebounding Leaders			Assist Leaders		
1	LeBron James	25.3 ppg	1	Kevin Love	9.9 rpg	1	LeBron James	6.8 apg
2	Kyrie Irving	19.6 ppg	2	Tristan Thompson	9.0 rpg	2	Kyrie Irving	4.7 apg
3	Kevin Love	16.0 ppg	3	LeBron James	7.4 rpg	3	Matthew Dellavedova	4.4 apg



322

# 2015-16

## Cleveland Cavaliers Results

Date	Opponent	W/L	Cle	Opp	Record	Cavaliers High Scorer	Opp. High Scorer	Attend.
10/27	@ Chicago	L	95	97	0-1	James - 25	Mirotic - 19	21,957
10/28	@ Memphis	W	106	76	1-1	Love - 17	Randolph/Gasol - 12	18,119
10/30	Miami	W	102	92	2-1	James - 29	Wade - 25	<b>20,562</b>
11/2	@ Philadelphia	W	107	100	3-1	James - 22	Okafor - 24	18,094
11/4	New York	W	96	86	4-1	James - 23	Anthony - 17	<b>20,562</b>
11/6	Philadelphia	W	108	102	5-1	James - 31	Okafor/Noel - 18	20,562
11/8	Indiana	W	101	97	6-1	James - 29	George - 32	<b>20,562</b>
11/10	Utah	W	118	114	7-1	James - 31	Burks - 24	<b>20,562</b>
11/13	@ New York	W	90	84	8-1	James - 31	Anthony - 26	19,812
11/14	@ Milwaukee (2OT)	L	105	108	8-2	James - 37	Bayless/Carter-Williams - 17	18,717
11/17	@ Detroit	L	99	104	8-3	James - 30	Drummond - 25	18,442
11/19	Milwaukee	W	115	100	9-3	James - 27	Antetokounmpo - 33	<b>20,562</b>
11/21	Atlanta	W	109	97	10-3	Love - 25	Millsap/Korver - 14	<b>20,562</b>
11/23	Orlando	W	117	103	11-3	Love - 34	Nicholson - 18	<b>20,562</b>
11/25	@ Toronto	L	99	103	11-4	James - 24	Lowry - 27	20,140
11/27	@ Charlotte	W	95	90	12-4	James - 25	Walker - 18	19,093
11/28	Brooklyn	W	90	88	13-4	Love/James - 26	Lopez - 22	<b>20,562</b>
12/1	Washington	L	85	97	13-5	James - 24	Wall - 35	<b>20,562</b>
12/4	@ New Orleans (OT)	L	108	114	13-6	James - 37	Davis - 31	17,906
12/5	@ Miami	L	84	99	13-7	Jefferson - 16	Wade - 19	19,600
12/8	Portland	W	105	100	14-7	James - 33	Lillard - 33	<b>20,562</b>
12/11	@ Orlando	W	111	76	15-7	James - 25	Vucevic - 14	17,239
12/15	@ Boston	W	89	77	16-7	James - 24	Bradley - 17	18,624
12/17	Oklahoma City	W	104	100	17-7	James - 33	Westbrook - 27	<b>20,562</b>
12/20	Philadelphia	W	108	86	18-7	James - 23	Noel - 15	<b>20,562</b>
12/23	New York	W	91	84	19-7	James - 24	Porzingis - 23	<b>20,562</b>
12/25	@ Golden State	L	83	89	19-8	James - 25	Green - 22	19,596
12/26	@ Portland	L	76	105	19-9	Love - 13	Crabbe - 26	19,393
12/28	@ Phoenix	W	101	97	20-9	Irving - 22	Warren - 23	18,319
12/29	@ Denver	W	93	87	21-9	James - 34	Barton - 29	17,523
1/2	Orlando	W	104	79	22-9	James - 29	A. Gordon - 11	<b>20,562</b>
1/4	Toronto	W	122	100	23-9	Irving - 25	Lowry - 23	<b>20,562</b>
1/6	@ Washington	W	121	115	24-9	James - 24	Temple - 21	20,356
1/8	@ Minnesota	W	125	99	25-9	Smith - 27	Wiggins - 25	16,768
1/10	@ Philadelphia	W	95	85	26-9	James - 37	Okafor - 21	19,226
1/12	@ Dallas (OT)	W	110	107	27-9	James - 27	Parsons - 25	20,347
1/14	@ San Antonio	L	95	99	27-10	James - 22	Parker - 24	18,418
1/15	@ Houston	W	91	77	28-10	Irving - 23	Howard - 14	18,320
1/18	Golden State	L	98	132	28-11	James - 16	Curry - 35	<b>20,562</b>
1/20	@ Brooklyn	W	91	78	29-11	Love/James - 17	Lopez - 16	17,732
1/21	L.A. Clippers	W	115	102	30-11	Smith/James - 22	Paul - 30	<b>20,562</b>
1/23	Chicago	L	83	96	30-12	James - 26	Gasol - 25	<b>20,562</b>
1/25	Minnesota	W	114	107	31-12	James - 25	Towns - 26	<b>20,562</b>
1/27	Phoenix	W	115	93	32-12	Love/James - 21	Booker - 16	<b>20,562</b>
1/29	@ Detroit	W	114	106	33-12	Love - 29	Drummond - 20	21,012
1/30	San Antonio	W	117	103	34-12	James - 29	Leonard - 24	<b>20,562</b>
2/1	@ Indiana (OT)	W	111	106	35-12	Irving - 25	G. Hill - 23	17,283
2/3	@ Charlotte	L	97	106	35-13	Irving - 26	Lin - 24	19,189
2/5	Boston	L	103	104	35-14	James - 30	Thomas - 22	<b>20,562</b>
2/6	New Orleans	W	99	84	36-14	Irving - 29	Cole - 26	<b>20,562</b>
2/8	Sacramento	W	120	100	37-14	Irving - 32	Gay/Casspi - 16	<b>20,562</b>
2/10	L.A. Lakers	W	120	111	38-14	Irving - 35	Williams - 28	<b>20,562</b>
2/18	Chicago	W	106	95	39-14	James - 25	Rose - 28	<b>20,562</b>
2/21	@ Oklahoma City	W	115	92	40-14	Love - 29	Durant - 26	18,203
2/22	Detroit	L	88	96	40-15	Irving - 30	Jackson - 23	<b>20,562</b>
2/24	Charlotte	W	114	103	41-15	Irving/James - 23	Walker - 20	<b>20,562</b>
2/26	@ Toronto	L	97	99	41-16	James - 25	Lowry - 43	19,800
2/28	@ Washington	L	99	113	41-17	Irving - 28	Porter/Wall - 21	20,356
2/29	Indiana	W	100	96	42-17	James - 33	Ellis - 28	<b>20,562</b>
3/4	Washington	W	108	83	43-17	Irving - 21	Wall - 17	<b>20,562</b>
3/5	Boston	W	120	103	44-17	James - 28	Thomas - 27	<b>20,562</b>
3/7	Memphis	L	103	106	44-18	James - 28	Allen - 26	<b>20,562</b>
3/9	@ Sacramento	W	120	111	45-18	Irving - 30	Cousins - 29	17,317
3/10	@ L.A. Lakers	W	120	108	46-18	Irving - 26	Bryant - 26	18,997
3/13	@ L.A. Clippers	W	114	90	47-18	James - 27	Redick - 19	19,342
3/14	@ Utah	L	85	94	47-19	James - 23	Hood - 28	19,911
3/16	Dallas	W	99	98	48-19	Irving - 33	Lee - 20	<b>20,562</b>
3/18	@ Orlando	W	109	103	49-19	Irving - 26	Oladipo - 45	18,046
3/19	@ Miami	L	101	122	49-20	James - 26	Wade - 24	19,737
3/21	Denver	W	124	91	50-20	James - 33	Barton - 27	<b>20,562</b>
3/23	Milwaukee	W	113	104	51-20	James - 26	Antetokounmpo - 24	<b>20,562</b>
3/24	@ Brooklyn	L	95	104	51-21	James - 30	Lopez - 22	17,732
3/26	@ New York	W	107	93	52-21	Love - 28	Anthony - 18	19,812
3/29	Houston	L	100	106	52-22	Irving - 31	Harden - 27	<b>20,562</b>
3/31	Brooklyn	W	107	87	53-22	James - 24	Young - 18	<b>20,562</b>
4/1	@ Atlanta (OT)	W	110	108	54-22	James - 29	Millsap - 29	19,427
4/3	Charlotte	W	112	103	55-22	James - 31	Walker - 29	<b>20,562</b>
4/5	@ Milwaukee	W	109	80	56-22	Smith - 21	Antetokounmpo - 22	15,061
4/6	@ Indiana	L	109	123	56-23	Irving - 26	George - 29	18,185
4/9	@ Chicago	L	102	105	56-24	James - 33	Butler - 21	22,186
4/11	Atlanta	W	109	94	57-24	Irving - 35	Bazemore - 23	<b>20,562</b>
4/13	Detroit (OT)	L	110	112	57-25	McRae - 36	Meeks - 20	<b>20,562</b>



# 2016-17

## Season Highlights

**Final Record:** 51-31

**Finished:** 1st Place in Division

**Head Coach:** Tyronn Lue

The Cavaliers captured the Central Division title for the third straight year after finishing 2016-17 with a 51-31 record, including a 31-10 mark at Quicken Loans Arena (2nd in NBA)...the No. 2 seed in the East, Cleveland went 12-1 over the first three rounds of the playoffs on its way to a third straight Eastern Conference Championship and NBA Finals appearance, falling 4-1 to Golden State...the Cavs averaged a franchise-record 116.2 points and made an NBA-record 14.2 three-pointers per game in the postseason...among his playoff milestones, LeBron James passed Michael Jordan (5,987 pts) as the NBA's all-time playoff scoring leader and became the first player in league history to average a triple-double in the Finals...during the regular season, Cleveland averaged 110.3 points per game (1st in East, 4th in NBA) and set franchise records in three-pointers made (1,067 3FG, 2nd in NBA) and three-pointers made per game (13.0, 2nd in NBA)...LeBron James (26.4) and Kyrie Irving (25.2) became the first Cavs duo to ever average 25.0 points each for an entire season...the Cavs were the only team to have three players rank in the top 20 in rebounds per game (Kevin Love-8th, Tristan Thompson-15th, LeBron James-17th).

## Final Statistics

2016-17 PLAYER	G			Field Goals			3-Point FG			Free Throws			Rebounds			AST	PF	DQ	STL	TO	BLK	PTS	AVG	HI
	G	GS	MIN	FG	FGA	PCT	FG	FGA	PCT	FT	FTA	PCT	OFF	DEF	TOT									
James	74	74	2795	736	1344	.548	124	342	.363	358	531	.674	97	542	639	646	134	2	92	303	44	1954	26.4	44
Irving	72	72	2525	671	1420	.473	177	441	.401	297	328	.905	52	178	230	418	157	0	83	180	24	1816	25.2	49
Love	60	60	1685	370	867	.427	145	389	.373	257	285	.871	146	518	666	116	125	3	53	122	21	1142	19.0	40
Dero. Williams	24	4	486	68	147	.463	22	53	.415	21	25	.840	1	44	45	86	42	0	6	40	6	179	7.5	35
Korver (TOT)	67	22	1753	239	515	.464	162	359	.451	38	42	.905	7	179	186	110	107	0	34	69	21	678	10.1	29
Korver (CLE)	35	1	859	131	269	.487	97	200	.485	14	15	.933	7	90	97	35	60	0	11	29	8	373	10.7	29
Frye	74	15	1398	238	520	.458	137	335	.409	63	74	.851	37	253	290	45	138	0	33	53	37	676	9.1	21
D. Jones	1	0	12	3	8	.375	0	2	.000	3	4	.750	1	1	2	1	1	0	0	1	0	9	9.0	9
Smith	41	35	1187	123	356	.346	95	271	.351	10	15	.667	17	96	113	62	77	0	40	26	11	351	8.6	23
Thompson	78	78	2336	262	437	.600	0	3	.000	106	213	.498	286	429	715	77	176	0	39	64	84	630	8.1	22
Shumpert	76	31	1937	201	489	.411	94	261	.360	71	90	.789	39	179	218	109	150	0	62	78	27	567	7.5	18
Derr. Williams	25	0	427	54	107	.505	21	52	.404	27	39	.692	3	54	57	14	27	0	5	14	2	156	6.2	14
R. Jefferson	79	13	1614	153	343	.446	62	186	.333	80	108	.741	28	175	203	78	153	3	26	52	10	448	5.7	16
Dunleavy	23	2	366	36	90	.400	20	57	.353	14	19	.737	5	42	47	20	32	0	6	14	2	106	4.6	14
McRae	37	4	384	58	150	.387	18	51	.353	27	34	.794	6	35	41	19	31	0	8	14	6	161	4.4	21
Tavares (TOT)	2	0	23	4	5	.800	0	0	.---	0	3	.000	4	7	11	1	3	0	0	2	6	8	4.0	6
Tavares (CLE)	1	0	24	3	4	.750	0	0	.---	0	1	.000	4	6	10	1	3	0	0	2	6	6	6.0	6
Felder	42	0	386	62	158	.392	7	22	.318	35	49	.714	3	38	41	58	38	0	18	30	7	166	4.0	14
Bogut (TOT)	27	21	583	38	81	.469	0	1	.000	3	11	.273	56	162	218	49	86	2	13	43	25	79	2.9	8
Bogut (CLE)	1	0	1	0	0	.---	0	0	.---	0	0	.---	0	0	0	0	2	0	0	0	0	0	0.0	0
J. Jones	48	2	381	44	92	.478	31	66	.470	13	20	.650	3	34	37	14	37	0	6	10	10	132	2.8	15
Liggins	61	19	752	52	136	.382	17	45	.378	23	37	.622	17	84	101	54	78	0	45	42	14	144	2.4	10
Andersen	12	0	114	9	22	.409	0	3	.000	10	14	.714	9	22	31	5	20	0	5	5	7	28	2.3	6
Sanders	5	0	13	1	4	.250	0	0	.---	2	2	1.000	3	1	4	0	5	0	1	2	1	4	0.8	2
CAVALIERS	82	-	19880	3275	6963	.470	1067	2779	.384	1431	1913	.748	766	2821	3587	1658	1486	8	539	1121	327	9048	110.3	140
OPPONENTS	82	-	19880	3333	7284	.458	850	2353	.361	1271	1644	.773	902	2724	3626	2024	1690	5	598	1033	349	8787	107.2	135

## Season Leaders (min. 40 games)

Scoring Leaders			Rebounding Leaders			Assist Leaders		
1	LeBron James	26.4 ppg	1	Kevin Love	11.1 rpg	1	LeBron James	8.7 apg
2	Kyrie Irving	25.2 ppg	2	Tristan Thompson	10.0 rpg	2	Kyrie Irving	5.8 apg
3	Kevin Love	19.0 ppg	3	LeBron James	9.2 rpg	3	Kevin Love	1.9 apg



**2016-17 From Left To Right (First Row):** Kay Felder, Dahntay Jones, Kyle Korver, Iman Shumpert, Kyrie Irving, David Griffin, Dan Gilbert, Tyronn Lue, LeBron James, J.R. Smith, Richard Jefferson, James Jones, Deron Williams  
**From Left To Right (Second Row):** B.J. Evans, Len Komoroski, Nate Forbes, Mike Longabardi, Mike Gansey, Larry Drew, Jim Boylan, Damon Jones, James Posey, Derrick Williams, Tristan Thompson, Edy Tavares, Channing Frye, Kevin Love, Vitaly Potapenko, Phil Handy, Randy Mims, Trent Redden, Koby Altman, Brock Aller, Anthony Leotti, Tad Carper, Jeff Schaefer  
**From Left To Right (Third Row):** Rod Williams, Rick Henry, Dan Vincent, Mike Gerrity, Alex Moore, Mike Mancias, Dan Geriot, Stephen Spiro, Derek Millender, George Sibel, Mike Templin, Mark Cashman, Yusuke Nakayama, Robert Brown, Jason Daniel

# 2016-17

## Cleveland Cavaliers Results

Date	Opponent	W/L	Cle	Opp	Record	Cavaliers High Scorer	Opp. High Scorer	Attend.
10/25	New York	W	117	88	1-0	Irving - 29	Anthony - 19	<b>20,562</b>
10/28	@ Toronto	W	94	91	2-0	Irving - 26	DeRozan - 32	19,800
10/29	Orlando	W	105	99	3-0	James - 23	Fournier - 22	<b>20,562</b>
11/1	Houston	W	128	120	4-0	Irving - 32	Harden - 41	<b>20,562</b>
11/3	Boston	W	128	122	5-0	James - 30	Thomas - 30	<b>20,562</b>
11/5	@ Philadelphia	W	102	101	6-0	James - 25	Embiid - 22	20,497
11/8	Atlanta	L	106	110	6-1	Irving - 29	Schroder - 28	<b>20,562</b>
11/11	@ Washington	W	105	94	7-1	Irving - 29	Wall - 28	20,356
11/13	Charlotte	W	100	93	8-1	Frye - 20	Walker - 21	<b>20,562</b>
11/15	Toronto	W	121	117	9-1	James - 28	Lowry - 28	<b>20,562</b>
11/16	@ Indiana	L	93	103	9-2	Love - 27	George - 21	17,022
11/18	Detroit	W	104	81	10-2	Irving - 25	Leuer - 15	<b>20,562</b>
11/23	Portland	W	137	125	11-2	Love - 40	Lillard - 40	<b>20,562</b>
11/25	Dallas	W	128	90	12-2	Love - 27	Nowitzki - 15	<b>20,562</b>
11/27	@ Philadelphia	W	112	108	13-2	Irving - 39	Embiid - 22	19,311
11/29	@ Milwaukee	L	101	118	13-3	James - 22	Antetokounmpo - 34	16,559
12/1	L.A. Clippers	L	94	113	13-4	Irving - 28	Redick - 23	<b>20,562</b>
12/2	@ Chicago	L	105	111	13-5	James - 27	Butler - 26	21,775
12/5	@ Toronto	W	116	112	14-5	James - 34	DeRozan - 31	19,800
12/7	@ New York	W	126	94	15-5	Irving - 28	Jennings - 16	19,812
12/9	Miami	W	114	84	16-5	Love - 28	Williams - 17	<b>20,562</b>
12/10	Charlotte	W	116	105	17-5	James - 44	Walker - 24	<b>20,562</b>
12/13	Memphis	W	103	86	18-5	Love - 29	Randolph - 18	<b>20,562</b>
12/14	@ Memphis	L	85	93	18-6	Jones - 15	Daniels - 20	17,449
12/17	L.A. Lakers	W	119	108	19-6	Love - 27	Young - 32	<b>20,562</b>
12/20	@ Milwaukee (OT)	W	114	108	20-6	James - 34	Parker - 30	17,053
12/21	Milwaukee	W	113	102	21-6	Irving - 31	Antetokounmpo - 28	<b>20,562</b>
12/23	Brooklyn	W	119	99	22-6	James - 19	Lopez - 16	<b>20,562</b>
12/25	Golden State	W	109	108	23-6	James - 31	Durant - 36	<b>20,562</b>
12/26	@ Detroit	L	90	106	23-7	Irving - 18	Harris - 21	18,123
12/29	Boston	W	124	118	24-7	Irving - 32	Thomas - 31	<b>20,562</b>
12/31	@ Charlotte	W	121	109	25-7	James - 32	Walker - 37	19,519
1/2	New Orleans	W	90	82	26-7	James - 26	Hield/Davis - 20	<b>20,562</b>
1/4	Chicago	L	94	106	26-8	James - 31	Butler - 20	<b>20,562</b>
1/6	@ Brooklyn	W	116	108	27-8	James - 36	Bogdanovic - 23	17,732
1/8	@ Phoenix	W	120	116	28-8	James - 28	Bledsoe - 31	18,055
1/10	@ Utah	L	92	100	28-9	James - 29	Hayward - 28	19,911
1/11	@ Portland	L	86	102	28-10	James - 20	McCollum - 27	19,393
1/13	@ Sacramento	W	120	108	29-10	Irving - 26	Cousins - 17	17,608
1/16	@ Golden State	L	91	126	29-11	James - 20	Thompson - 26	19,596
1/19	Phoenix	W	118	103	30-11	Irving - 26	Bledsoe/Chandler - 22	<b>20,562</b>
1/21	San Antonio (OT)	L	115	118	30-12	James/Irving - 29	Leonard - 41	<b>20,562</b>
1/23	@ New Orleans	L	122	124	30-13	Irving - 49	Jones - 36	17,758
1/25	Sacramento (OT)	L	112	116	30-14	James - 24	Cousins - 28	<b>20,562</b>
1/27	Brooklyn	W	124	116	31-14	James - 31	Kilpatrick - 18	<b>20,562</b>
1/29	Oklahoma City	W	107	91	32-14	Irving - 29	Westbrook - 20	<b>20,562</b>
1/30	@ Dallas	L	97	104	32-15	James - 23	Barnes - 24	20,202
2/1	Minnesota	W	125	97	33-15	James - 27	Towns - 26	<b>20,562</b>
2/4	@ New York	W	111	104	34-15	James - 32	Jennings - 23	19,812
2/6	@ Washington (OT)	W	140	135	35-15	Love - 39	Beal - 41	20,356
2/8	@ Indiana	W	132	117	36-15	Korver/Irving - 29	Miles - 23	17,580
2/9	@ Oklahoma City	L	109	118	36-16	Irving - 28	Westbrook - 29	18,203
2/11	Denver	W	125	109	37-16	James/Irving - 27	Jokic - 27	<b>20,562</b>
2/14	@ Minnesota	W	116	108	38-16	James/Irving - 25	Wiggins - 41	17,738
2/15	Indiana	W	113	104	39-16	James - 31	Robinson - 19	<b>20,562</b>
2/23	New York	W	119	104	40-16	Irving - 23	Lee - 25	<b>20,562</b>
2/25	Chicago	L	99	117	40-17	Irving - 34	Wade - 20	<b>20,562</b>
2/27	Milwaukee	W	102	95	41-17	Irving - 25	Brogdon - 20	<b>20,562</b>
3/1	@ Boston	L	99	103	41-18	James/Irving - 28	Thomas - 31	18,624
3/3	@ Atlanta	W	135	130	42-18	Irving - 43	Hardaway - 36	18,877
3/4	@ Miami	L	92	120	42-19	Frye - 21	Dragic - 23	19,600
3/6	Miami	L	98	106	42-20	Irving - 32	Walters - 29	<b>20,562</b>
3/9	@ Detroit	L	101	106	42-21	James - 29	Jackson - 21	19,421
3/11	@ Orlando	W	116	104	43-21	James - 24	Vucevic - 20	18,846
3/12	@ Houston	L	112	117	43-22	James - 30	Harden - 38	18,055
3/14	Detroit	W	128	96	44-22	Irving - 26	Harris - 17	<b>20,562</b>
3/16	Utah	W	91	83	45-22	James - 33	Gobert - 20	<b>20,562</b>
3/18	@ L.A. Clippers	L	78	108	45-23	Jefferson - 12	Griffin - 23	19,379
3/19	@ L.A. Lakers	W	125	120	46-23	Irving - 46	Russell - 40	18,997
3/22	@ Denver	L	113	126	46-24	Irving - 33	Harris - 21	19,718
3/24	@ Charlotte	W	112	105	47-24	James - 32	Walker - 28	19,511
3/25	Washington	L	115	127	47-25	James - 24	Wall - 37	<b>20,562</b>
3/27	@ San Antonio	L	74	103	47-26	James - 17	Leonard - 25	18,418
3/30	@ Chicago	L	93	99	47-27	James - 26	Miroic - 28	22,282
3/31	Philadelphia	W	122	105	48-27	James - 34	Luwawu/Holmes - 19	<b>20,562</b>
4/2	Indiana (2OT)	W	135	130	49-27	James - 41	George - 43	<b>20,562</b>
4/4	Orlando	W	122	102	50-27	Love - 28	Fournier - 21	<b>20,562</b>
4/5	@ Boston	W	114	91	51-27	James - 36	Thompas - 26	18,624
4/7	Atlanta	L	100	114	51-28	James - 27	Hardaway - 22	<b>20,562</b>
4/9	@ Atlanta (OT)	L	125	126	51-29	Irving - 45	Millsap - 22	18,835
4/10	@ Miami (OT)	L	121	124	51-30	Dero. Williams - 35	T. Johnson - 24	19,673
4/12	Toronto	L	83	98	51-31	Shumpert - 11	Powell - 25	<b>20,562</b>

## Season Highlights

**Head Coach:** Tyronn Lue

The Cavaliers put together a 50-32 record in the 2017-18 regular season, capturing their fourth straight division title after averaging 110.9 points per game (2nd highest in franchise history, 5th-most in NBA) while also ranking in the NBA's top 10 in FG% (.476-5th), 3FG% (.372-6th) and FT% (.779-10th). The No. 4 seed in the East, Cleveland earned its fourth straight Eastern Conference Championship and became one of just five franchises in NBA history to reach four straight NBA Finals, falling to Golden State, 4-0. In the playoffs, LeBron James averaged 34.0 points on .539 shooting, 9.1 rebounds, 9.0 assists, 1.36 steals and 1.05 blocks in 41.9 minutes while also posting an NBA Playoff-record eight 40-point contests. During the regular season, the 2018 NBA All-Star Game MVP extended his double figure scoring streak to 873 consecutive regular season games (longest in NBA history) and became the youngest player to reach 31,000 career points. Kevin Love recorded 31 double-doubles (tied-15th in NBA) and averaged 9.3 rebounds (12th in NBA), while Cleveland's reserves averaged a franchise-record 41.2 points (7th in NBA). The Cavs tied the longest win streak in franchise history with 13 consecutive victories from Nov. 11-Dec. 6, including a franchise-record victory seven straight road wins from Nov. 11-Dec. 4.

2017-18 PLAYER	Field Goals						3-Point FG			Free Throws			Rebounds											
	G	GS	MIN	FG	FGA	PCT	FG	FGA	PCT	FT	FTE	PCT	OFF	DEF	TOT	AST	PF	DO	STL	TO	BLK	PTS	AVG	HI
James	82	82	3626	857	1580	54.2	149	406	36.7	388	531	731	97	612	709	747	136	0	116	347	71	2251	27.5	57
Love	59	59	1051	334	729	45.8	127	330	41.5	234	266	880	101	445	546	103	120	0	43	90	24	1039	17.6	38
Thomas	15	14	406	70	194	36.1	27	82	25.3	59	68	868	7	24	31	68	25	0	9	41	2	282	14.7	24
Hood (TOT)	60	23	1616	322	751	42.9	127	333	38.1	111	129	860	22	143	165	95	105	0	45	70	12	821	14.7	31
Hood (CLE)	21	11	532	88	199	44.2	25	71	35.2	26	32	813	8	46	54	30	41	0	15	7	5	227	10.8	17
Clarkson (TOT)	81	2	1887	430	954	45.1	112	318	35.2	152	190	800	58	160	217	221	107	0	58	127	6	1124	13.9	33
Clarkson (CLE)	28	13	832	167	367	45.5	43	107	40.2	810	58	45	58	48	145	58	48	0	29	3	353	12.6	49	
Wade	46	4	1069	198	438	45.2	23	70	32.9	94	135	701	39	142	181	163	84	0	42	92	32	816	17.5	25
Green	78	14	1828	295	618	47.7	53	130	41.2	203	234	868	59	186	245	99	149	0	41	75	34	545	10.8	33
Hill (TOT)	67	60	1812	236	513	46.0	85	205	41.5	110	140	786	42	139	181	186	128	0	61	88	27	667	10.0	26
Hill (CLE)	24	24	669	83	187	44.4	27	77	35.1	33	41	805	20	44	64	67	53	0	22	28	15	226	9.4	26
Rose	16	7	308	58	132	43.9	6	24	25.0	35	41	854	10	19	29	26	14	0	3	28	4	157	9.8	20
Korver	73	4	1574	222	484	45.9	164	376	43.6	64	72	889	9	156	165	88	130	0	31	55	27	672	9.2	30
Nance (TOT)	26	26	1421	240	413	58.1	2	12	16.7	91	137	664	161	291	452	82	172	0	88	51	38	573	8.7	22
Nance (CLE)	24	9	499	88	160	55.0	1	8	12.5	36	50	720	53	115	168	25	59	0	29	10	18	213	8.9	22
Crowder	53	47	1346	157	376	41.8	62	189	32.8	78	92	848	41	132	173	58	124	0	41	42	12	454	8.6	18
Thompson	240	240	2244	453	1004	45.1	143	381	37.5	686	736	896	132	278	414	217	141	0	101	101	38	823	8.3	23
Thompson	53	27	1072	132	235	56.2	0	0	0	43	79	544	126	226	352	33	102	0	16	36	17	307	5.8	17
Frye	44	1	545	84	169	49.7	30	90	33.3	14	15	933	10	100	110	28	54	0	17	17	12	212	4.8	20
Calderon	57	32	914	93	185	50.3	45	97	46.4	24	30	800	14	70	84	117	81	0	27	41	2	255	4.5	19
Shumpert	14	12	276	2																				

Scoring Leaders			Rebounding Leaders			Assist Leaders		
1	LeBron James	27.5 ppg	1	Kevin Love	9.3 rpg	1	LeBron James	9.1 apg
2	Kevin Love	17.6 ppg	2	LeBron James	8.6 rpg	2	Dwyane Wade	3.5 apg
3	Dwyane Wade	11.2 ppg	3	Tristan Thompson	6.6 rpg	3	Jose Calderon	2.1 apg



**2017-18** From left to right (first row): John Holland, Jose Calderon, Rodney Hood, George Hill, Larry Nance Jr., Kyle Korver, Koby Altman, Dan Gilbert, Tyronn Lue, LeBron James, J.R. Smith, Jordan Clarkson, Cedi Osman, Okaro White, London Perrantes  
From left to right (second row): Mike Lombardi, Larry Drew, Jim Boylan, James Posey, Kendrick Perkins, Ante Zizic, Kevin Love, Tristan Thompson, Jeff Green, Vitaly Potapenko, Phil Handy Damon Jones

# 2017-18

## Cleveland Cavaliers Records

Date	Opponent	W/L	Cle	Opp	Record	Cavaliers High Scorer	Opp. High Scorer	Attend.
10/17	Boston	W	102	99	1-0	James-29	Brown-25	<b>20,562</b>
10/20	@ Milwaukee	W	116	97	2-0	James-24	Antetokounmpo-34	18,717
10/21	Orlando	L	93	114	2-1	James-22	Vucevic-23	<b>20,562</b>
10/24	Chicago	W	119	112	3-1	James-34	Holiday-25	<b>20,562</b>
10/25	@ Brooklyn	L	107	112	3-2	James-29	Dinwiddie-22	17,732
10/28	@ New Orleans	L	101	123	3-3	Love-26	Davis-30	18,539
10/29	New York	L	95	114	3-4	Love-22	Hardaway-34	<b>20,562</b>
11/1	Indiana	L	107	124	3-5	James-33	Young-26	<b>20,562</b>
11/3	@ Washington	W	130	122	4-5	James-57	Beal-36	20,356
11/5	Atlanta	L	115	117	4-6	James-26	Schroder-28	<b>20,562</b>
11/7	Milwaukee	W	124	119	5-6	Love-32	Antetokounmpo-40	<b>20,562</b>
11/9	@ Houston	L	113	117	5-7	James-33	Harden-35	18,055
11/11	@ Dallas	W	111	104	6-7	Love-29	Barnes-23	20,378
11/13	@ New York	W	104	101	7-7	James-23	Hardaway-22	19,812
11/15	@ Charlotte	W	115	107	8-7	James-31	Kidd-Gilchrist-22	19,427
11/17	L.A. Clippers (OT)	W	118	113	9-7	James-39	Griffin-23	<b>20,562</b>
11/20	@ Detroit	W	116	88	10-7	Love-19	Harris-11	20,491
11/22	Brooklyn	W	119	109	11-7	James-33	Hollis-Jefferson-20	<b>20,562</b>
11/24	Charlotte	W	100	99	12-7	James-27	Howard-20	<b>20,562</b>
11/27	@ Philadelphia	W	113	91	13-7	James-30	Embiid-30	20,527
11/28	Miami	W	108	97	14-7	Love-38	Walters-21	<b>20,562</b>
11/30	@ Atlanta	W	121	114	15-7	Love/205	Schroder-27	16,379
12/2	Memphis	W	116	111	16-7	James-34	Evans-31	<b>20,562</b>
12/4	@ Chicago	W	113	91	17-7	Love/Wade-24	Dunn-15	21,323
12/6	Sacramento	W	101	95	18-7	James-32	Randolph-18	<b>20,562</b>
12/8	@ Indiana	L	102	106	18-8	James-29	Oladipo-33	17,032
12/9	Philadelphia	W	105	98	19-8	James-30	Covington/Redick-19	<b>20,562</b>
12/12	Atlanta	W	123	114	20-8	James-25	Prince-24	<b>20,562</b>
12/14	L.A. Lakers	W	121	112	21-8	Love-28	Ingram-26	<b>20,562</b>
12/16	Utah	W	109	100	22-8	James-29	Mitchell-26	<b>20,562</b>
12/17	@ Washington	W	106	99	23-8	Love-25	Beal-27	20,356
12/19	@ Milwaukee	L	116	119	23-9	James-39	Antetokounmpo-27	18,717
12/21	Chicago	W	115	112	24-9	James-34	Markkanen-25	<b>20,562</b>
12/25	@ Golden State	L	92	99	24-10	Love-31	Durant-25	19,596
12/27	@ Sacramento	L	95	109	24-11	Love-23	Carter-24	17,583
12/30	@ Utah	L	101	104	24-12	James-29	Mitchell-29	18,306
1/2	Portland	W	127	110	25-12	James-24	Lillard-25	<b>20,562</b>
1/3	@ Boston	L	88	102	25-13	James-19	Rozier-20	18,624
1/6	@ Orlando	W	131	127	26-13	James-33	Gordon-30	18,997
1/8	@ Minnesota	L	99	127	26-14	Green-22	Wiggins-25	18,978
1/11	@ Toronto	L	99	133	26-15	James-26	VanVleet-22	19,923
1/12	@ Indiana	L	95	97	26-16	James-27	Collison-22	17,923
1/15	Golden State	L	108	118	26-17	James-32	Durant-32	<b>20,562</b>
1/18	Orlando	W	104	103	27-17	Thomas-21	Payton-19	<b>20,562</b>
1/20	Oklahoma City	L	124	148	27-18	Thomas-24	George-36	<b>20,562</b>
1/23	@ San Antonio	L	102	114	27-19	James-28	Aldridge-30	18,418
1/26	Indiana	W	115	108	28-19	James-26	Oladipo-25	<b>20,562</b>
1/28	Detroit	W	121	104	29-19	James-25	Harris/Tolliver-20	<b>20,562</b>
1/30	@ Detroit	L	114	125	29-20	James-21	Johnson-26	18,508
1/31	Miami	W	91	89	30-20	James-24	Dragic-18	<b>20,562</b>
2/3	Houston	L	88	120	30-21	Thomas/Smith-12	Paul-22	<b>20,562</b>
2/6	@ Orlando	L	98	116	30-22	James-25	Simmons-34	18,946
2/7	Minnesota (OT)	W	140	138	31-22	James-37	Butler-35	<b>20,562</b>
2/9	@ Atlanta	W	123	107	32-22	Korver-30	Schroder-25	16,438
2/11	@ Boston	W	121	99	33-22	James-24	Rozier-21	18,624
2/13	@ Oklahoma City	W	120	112	34-22	James-37	George-25	18,203
2/22	Washington	L	103	110	34-23	James-32	Beal-18	<b>20,562</b>
2/23	@ Memphis	W	112	89	35-23	James/Hill-18	Green/Evans-15	18,119
2/25	San Antonio	L	94	110	35-24	James-33	Aldridge-27	<b>20,562</b>
2/27	Brooklyn	W	129	123	36-24	James-31	Russell-25	<b>20,562</b>
3/1	Philadelphia	L	97	108	36-25	James-30	Redick-22	<b>20,562</b>
3/3	Denver	L	117	126	36-26	James-25	Harris-32	<b>20,562</b>
3/5	Detroit	W	112	90	37-26	James-31	Griffin-25	<b>20,562</b>
3/7	@ Denver	W	113	108	38-26	James-39	Jokic-36	20,062
3/9	@ L.A. Clippers	L	102	116	38-27	James-25	Harris-23	19,130
3/11	@ L.A. Lakers	L	113	127	38-28	James-24	Randle-36	18,997
3/13	@ Phoenix	W	129	107	39-28	James-28	Jackson/Warren-19	18,055
3/15	@ Portland	L	105	113	39-29	James-35	McCollum-29	19,806
3/17	@ Chicago	W	114	109	40-29	James-33	Valentine-34	22,983
3/19	Milwaukee	W	124	117	41-29	James-40	Antetokounmpo-37	<b>20,562</b>
3/21	Toronto	W	132	129	42-29	James-35	Lowry-24	<b>20,562</b>
3/23	Phoenix	W	120	95	43-29	James-27	Daniels-20	<b>20,562</b>
3/25	@ Brooklyn	W	121	114	44-29	James-37	Harris-30	17,732
3/27	@ Miami	L	79	98	44-30	James-18	Olynyk-19	20,093
3/28	@ Charlotte	W	118	105	45-30	James-41	Walker-21	19,474
3/30	New Orleans	W	107	102	46-30	James-27	Holiday-25	<b>20,562</b>
4/1	Dallas	W	98	87	47-30	James/Clarkson-16	Barnes-30	<b>20,562</b>
4/3	Toronto	W	112	106	48-30	James-27	DeRozan-19	<b>20,562</b>
4/5	Washington	W	119	115	49-30	James-33	Wall-28	<b>20,562</b>
4/6	@ Philadelphia	L	130	132	49-31	James-44	Redick-28	20,769
4/9	@ New York	W	123	109	50-31	Love-28	Beasley-20	19,449
4/11	New York	L	98	110	50-32	Holland-21	Kornet-23	<b>20,562</b>

# 2018-19

## Season Highlights

**Final Record:** 19-63

**Finished:** 5th Place in Division

**Head Coach:** Tyronn Lue 0-6 Larry Drew 19-57

Cleveland suited up a franchise-record 27 different players during the 2018-19 season, which was just shy of the NBA record held by the Memphis Grizzlies (28 players in 2018-19 and 2015-16). The Cavs also had an NBA-high 32 different starting lineups. Larry Drew took over the helm after the Cavaliers released Head Coach Tyronn Lue on Oct. 28. Collin Sexton earned All-Rookie Second Team honors after playing in all 82 contests and ranking in the Top 5 among rookies in double-digit scoring games (73), FT% (1st, .839), games played (tied-1st, 82), 3FG% (2nd, .402), MPG (2nd, 31.8), PPG (3rd, 16.7), FG% (4th, .430) and APG (5th, 3.0). He also became just the third rookie in league history to average at least 16.0 PPG, while shooting 400 from beyond the arc and 800 from the free throw line (Larry Bird in 1979-80 and Stephen Curry in 2009-10). Jordan Clarkson scored in double figures 72 times, which ended up being the most among all NBA bench players in 2018-19. His 1,364 points was also the highest among reserves in franchise history, surpassing Campy Russell (1,210 PTS in 1975-76). The Cavs' bench set a franchise-record with 42.6 points per game.

## Final Statistics

2018-19 PLAYER				Field Goals			3-Point FG			Free Throws			Rebounds		TO	AST	PF	DQ	STL	TO	BLK	PTS	AVG	HI
	G	GS	MIN	FG	FGA	PCT	FG	FGA	PCT	FT	FTA	PCT	OFF	DEF										
Love	22	21	598	109	283	.385	53	147	.361	103	114	.904	33	206	239	48	54	0	6	42	5	374	17.0	32
Clarkson	81	0	2214	529	1180	.448	144	445	.324	162	192	.844	82	188	270	196	112	0	57	135	13	1364	16.8	42
Sexton	82	72	2605	519	1206	.430	119	296	.402	214	255	.839	57	179	236	243	186	1	44	185	6	1371	16.7	29
Osman	76	75	2444	360	844	.427	130	374	.348	141	181	.779	45	312	357	195	195	3	60	114	11	991	13.0	29
Hood	45	45	1234	194	454	.427	55	152	.362	104	114	.912	18	94	112	92	101	0	38	36	5	547	12.2	22
Burks	34	24	979	136	340	.400	45	119	.378	79	98	.806	26	160	186	98	62	0	25	46	16	396	11.6	22
Thompson	43	40	1198	201	380	.529	0	0	---	68	106	.642	173	265	438	86	89	0	28	59	16	470	10.9	23
Hill	13	13	344	55	107	.514	13	28	.464	17	20	.850	12	15	27	36	35	0	12	20	1	140	10.8	22
Nance	67	30	1795	249	479	.520	33	98	.337	96	134	.716	168	384	552	214	192	2	100	97	40	627	9.4	20
Zizic	59	25	1082	183	331	.553	0	0	---	93	132	.705	108	212	320	53	113	1	13	61	22	459	7.8	23
Knight (TOT)	39	26	737	99	260	.381	41	129	.318	27	34	.794	10	49	59	71	62	0	21	30	2	266	6.8	16
Knight (CLE)	27	26	618	88	213	.413	36	97	.371	18	23	.763	9	41	50	62	48	0	19	25	2	230	8.5	16
Korver	16	0	251	35	76	.461	25	54	.463	13	16	.813	0	29	29	17	22	1	3	17	2	108	6.8	22
Smith	11	4	222	27	79	.342	12	39	.308	8	10	.800	0	18	19	21	19	0	11	11	3	74	6.7	14
Nwaba	51	14	984	126	262	.481	24	75	.320	58	85	.682	41	122	163	54	106	1	36	29	17	334	6.5	22
Dekker	9	5	169	22	48	.458	5	13	.385	8	10	.800	9	24	33	9	13	0	11	5	0	57	6.3	12
Payne (TOT)	40	13	712	96	223	.430	25	84	.298	33	41	.805	13	59	72	106	64	1	28	45	9	250	6.3	21
Payne (CLE)	9	1	176	27	55	.491	9	25	.360	11	16	.688	3	16	19	23	15	0	8	11	3	74	8.2	16
Dellavedova (TOT)	48	0	812	98	242	.405	44	130	.338	42	52	.808	6	71	77	181	75	0	14	68	2	282	5.9	17
Dellavedova (CLE)	36	0	715	92	223	.413	40	119	.338	38	48	.792	6	61	67	152	66	0	12	57	2	262	7.3	17
Stauskas (TOT)	68	0	1015	136	338	.402	70	188	.372	57	64	.891	18	109	127	81	50	0	21	51	7	399	5.9	24
Stauskas (CLE)	24	0	342	40	109	.367	27	63	.429	25	28	.893	8	39	47	19	19	0	7	11	3	132	5.5	17
Henson (TOT)	14	0	188	31	67	.463	11	31	.355	6	10	.600	16	55	71	14	16	0	7	12	11	79	5.6	10
Jones	16	0	214	26	62	.419	10	28	.357	19	27	.704	11	23	34	7	27	0	9	8	2	81	5.1	15
Harrison	10	0	144	12	39	.308	3	14	.214	16	16	1.000	4	11	15	17	26	1	4	10	2	43	4.3	10
Chriss (TOT)	43	2	499	67	180	.372	16	72	.222	32	45	.711	40	102	142	22	81	1	17	36	11	182	4.2	23
Chriss (CLE)	27	2	395	56	146	.384	15	57	.263	26	38	.684	33	81	114	16	64	1	15	24	7	153	5.7	23
Blossomgame	27	4	439	47	106	.443	10	39	.256	10	13	.769	26	72	98	13	20	0	7	11	8	114	4.2	15
Frye	36	6	341	43	117	.368	32	79	.405	11	14	.786	4	48	52	20	44	0	6	13	5	129	3.6	10
Baldwin (TOT)	16	0	94	10	33	.303	2	9	.222	8	11	.727	2	13	15	12	11	0	1	14	2	30	1.9	5
Adel	19	3	194	11	36	.306	6	23	.261	4	4	1.000	3	16	19	5	13	0	1	6	4	32	1.7	6
McCaw	3	0	53	2	9	.222	1	4	.250	0	0	---	0	0	3	2	1	0	2	3	0	5	1.7	3
Holland	1	0	1	0	0	---	0	0	---	0	0	---	0	0	0	0	0	0	0	0	0	0	0.0	0
Simmons	1	0	2	0	0	---	0	0	---	0	0	---	0	0	0	0	0	0	0	0	0	0	0.0	0
CAVALIERS	82	-	19755	3189	7184	.444	847	2388	.355	1342	1694	.792	879	2619	3498	1698	1642	11	534	1106	195	8567	104.5	139
OPPONENTS	82	-	19755	3539	7148	.495	984	2590	.380	1293	1680	.770	782	2835	3617	2107	1592	8	568	1022	459	9355	114.1	148

## Season Leaders (min. 40 games)

Scoring Leaders			Rebounding Leaders			Assist Leaders		
1	Jordan Clarkson	16.8 ppg	1	Tristan Thompson	10.2 rpg	1	Larry Nance Jr.	3.2 apg
2	Collin Sexton	16.7 ppg	2	Larry Nance Jr.	8.2 rpg	2	Collin Sexton	3.0 apg
3	Cedi Osman	13.0 ppg	3	Ante Zizic	5.4 rpg	3	Cedi Osman	2.6 apg



**2018-19** From left to right (first row): Marquese Chriss, Deng Adel, Brandon Knight, Collin Sexton, Cedi Osman, Koby Altman, Dan Gilbert, Larry Drew, Larry Nance Jr., Jordan Clarkson, Matthew Dellavedova, David Nwaba, Cedi Stauskas, Jaron Blossomgame  
From left to right (second row): Andrew Olson, Mike Gerity, Dan Geriot, James Posey, Channing Frye, Tristan Thompson, John Henson, Ante Zizic, Kevin Love, Steve Frankoski, Josh Broghamer, Dan Vincent, Mike Longabardi



# 2018-19

## Cleveland Cavaliers Results

Date	Opponent	W/L	Cle	Opp	Record	Cavaliers High Scorer	Opp. High Scorer	Attend.
10/17	@ Toronto	L	104	116	0-1	Love-21	Lowry-27	19,915
10/19	@ Minnesota	L	123	131	0-2	Love-25	Butler-33	18,978
10/21	Atlanta	L	111	133	0-3	Clarkson-19	Young-35	<b>19,432</b>
10/24	Brooklyn	L	86	102	0-4	Three Players-14	Russell-18	<b>19,432</b>
10/25	@ Detroit	L	103	110	0-5	Korver-21	Griffin/Drummond-26	15,896
10/27	Indiana	L	107	119	0-6	Hood-17	Bogdanovic-25	<b>19,432</b>
10/30	Atlanta	W	136	114	1-6	Hood-26	Young-24	<b>19,432</b>
11/1	Denver	L	91	110	1-7	Clarkson-17	Hernandez-23	<b>19,432</b>
11/3	@ Charlotte	L	94	126	1-8	Smith-19	Lamb-19	16,221
11/5	@ Orlando	L	100	102	1-9	Hill-22	Gordon-23	15,009
11/7	Oklahoma City	L	86	95	1-10	Sexton-15	Schroder-28	<b>19,432</b>
11/10	@ Chicago	L	98	99	1-11	Thompson-22	LaVine-24	21,506
11/13	Charlotte	W	113	89	2-11	Clarkson-24	Lamb-22	<b>19,432</b>
11/14	@ Washington	L	95	119	2-12	Sexton-24	Beal-20	14,537
11/19	@ Detroit	L	102	113	2-13	Sexton-18	Drummond-23	15,769
11/21	LA Lakers	L	105	109	2-14	Osman-21	James-32	<b>19,432</b>
11/23	@ Philadelphia	W	121	112	3-14	Hood-25	Embiid-24	20,524
11/24	Houston	W	117	108	4-14	Sexton-29	Harden-40	<b>19,432</b>
11/26	Minnesota	L	95	102	4-15	Korver-22	Covington-24	<b>19,432</b>
11/28	@ Oklahoma City	L	83	100	4-16	Clarkson-25	Westbrook-23	18,203
11/30	@ Boston	L	95	128	4-17	Clarkson-16	Irving-29	18,624
12/1	Toronto	L	95	106	4-18	Clarkson/Thompson-18	Leonard-34	<b>19,432</b>
12/3	@ Brooklyn	W	99	97	5-18	Clarkson-20	Russell-30	10,983
12/5	Golden State	L	105	129	5-19	Sexton-21	Curry-42	<b>19,432</b>
12/7	Sacramento	L	110	129	5-20	Clarkson-26	Fox-30	<b>19,432</b>
12/8	Washington	W	116	101	6-20	Sexton-29	Beal-27	<b>19,432</b>
12/10	@ Milwaukee	L	92	108	6-21	Nance Jr.-16	Bledsoe-20	17,155
12/12	New York	W	113	106	7-21	Clarkson-28	Kanter/Hardaway-20	<b>19,432</b>
12/14	Milwaukee	L	102	114	7-22	Clarkson-23	Antetokounmpo-44	<b>19,432</b>
12/16	Philadelphia	L	105	128	7-23	Clarkson/Osman-18	Embiid-24	<b>19,432</b>
12/18	@ Indiana	W	92	91	8-23	Hood-17	Sabonis-17	15,630
12/19	@ Charlotte	L	99	110	8-24	Clarkson-20	Walker-30	15,179
12/21	@ Toronto	L	110	126	8-25	Clarkson-20	Leonard-37	19,800
12/23	Chicago	L	92	112	8-26	Nance Jr.-20	Markkanen-31	<b>19,432</b>
12/26	@ Memphis	L	87	95	8-27	Clarkson-24	Gasol-20	16,424
12/28	@ Miami	L	94	118	8-28	Clarkson-18	Winslow-24	19,617
12/29	@ Atlanta	L	108	111	8-29	Osman-22	Carter/Young-21	16,460
1/2	Miami	L	92	117	8-30	Thompson-14	Richardson-24	<b>19,432</b>
1/4	Utah	L	91	117	8-31	Burks-17	Mitchell-18	<b>19,432</b>
1/5	New Orleans	L	98	133	8-32	Clarkson-22	Holiday/Randle-22	<b>19,432</b>
1/8	Indiana	L	115	123	8-33	Clarkson-26	Young-26	<b>19,432</b>
1/9	@ New Orleans	L	124	140	8-34	Clarkson-21	Davis-38	15,058
1/11	@ Houston	L	113	141	8-35	Zizic-18	Harden-43	18,055
1/13	@ LA Lakers	W	101	95	9-35	Osman-20	Kuzma-29	18,997
1/16	@ Portland	L	112	129	9-36	Clarkson-22	Lillard-33	19,089
1/18	@ Utah	L	99	115	9-37	Sexton/Zizic-15	Mitchell-24	18,306
1/19	@ Denver	L	102	124	9-38	Zizic-23	Murray-26	19,520
1/21	Chicago	L	88	104	9-39	Sexton-18	LaVine-25	<b>19,432</b>
1/23	@ Boston	L	103	123	9-40	Osman-25	Rozier-26	18,624
1/25	Miami	L	94	100	9-41	Osman-29	Winslow-27	<b>19,432</b>
1/27	@ Chicago	W	104	101	10-41	Burks/Clarkson-18	Markkanen-21	19,675
1/29	Washington	W	116	113	11-41	Clarkson-28	Beal-31	<b>19,432</b>
2/2	Dallas	L	98	111	11-42	Clarkson-19	Donic-35	<b>19,432</b>
2/5	Boston	L	96	103	11-43	Sexton-27	Tatum-25	<b>19,432</b>
2/8	@ Washington	L	106	119	11-44	Sexton-27	Portis-30	16,682
2/9	@ Indiana	L	90	105	11-45	Clarkson-18	Bogdanovic-23	17,923
2/11	New York	W	107	104	12-45	Sexton-20	Allen-25	<b>19,432</b>
2/13	Brooklyn (3OT)	L	139	148	12-46	Clarkson-42	Russell-36	17,434
2/21	Phoenix	W	111	98	13-46	Osman-19	Booker-30	19,022
2/23	Memphis	W	112	107	14-46	Love-32	Valanciunas-25	<b>19,432</b>
2/25	Portland	L	110	123	14-47	Osman-27	McCullum-35	<b>19,432</b>
2/28	@ New York	W	125	118	15-47	Love-26	Trier-22	17,573
3/2	Detroit	L	93	129	15-48	Sexton-16	Kennard-26	<b>19,432</b>
3/3	Orlando	W	107	93	16-48	Clarkson-18	Vucevic-28	<b>19,432</b>
3/6	@ Brooklyn	L	107	113	16-49	Love-24	Dinwiddie-28	14,177
3/8	@ Miami	L	110	126	16-50	Sexton-27	Richardson-20	19,600
3/11	Toronto	W	126	101	17-50	Sexton-28	Leonard-25	<b>19,432</b>
3/12	@ Philadelphia	L	99	106	17-51	Sexton-26	Simmons-26	20,420
3/14	@ Orlando	L	91	120	17-52	Sexton-23	Gordon-21	18,091
3/16	@ Dallas	L	116	121	17-53	Sexton-28	Hardaway-22	20,347
3/18	Detroit	W	126	119	18-53	Sexton-27	Ellington-25	18,465
3/20	Milwaukee	W	107	102	19-53	Sexton-25	Middleton-26	<b>19,432</b>
3/22	LA Clippers	L	108	110	19-54	Love-22	Gallinari-27	<b>19,432</b>
3/24	@ Milwaukee	L	105	127	19-55	Love-20	Antetokounmpo-26	17,930
3/26	Boston	L	106	116	19-56	Sexton-24	Smart/Tatum-21	<b>19,432</b>
3/28	@ San Antonio	L	110	116	19-57	Sexton-24	DeRozan-25	18,756
3/30	@ LA Clippers	L	108	132	19-58	Clarkson-26	Harrell-23	16,439
4/1	@ Phoenix	L	113	122	19-59	Sexton-21	Booker-25	14,050
4/4	@ Sacramento	L	104	117	19-60	Clarkson-22	Hield-23	17,583
4/5	@ Golden State	L	114	120	19-61	Sexton-27	Curry-40	19,596
4/7	San Antonio	L	90	112	19-62	Sexton/Knight-16	Aldridge-18	<b>19,432</b>
4/9	Charlotte	L	97	124	19-63	Sexton-18	Lamb/Walker-23	<b>19,432</b>

# 2019-20

## Season Highlights

**Final Record:** 19-46

**Finished:** 5th Place in Division

**Head Coach:** John Beilein 14-40 J.B. Bickerstaff 5-6

J.B. Bickerstaff took over duties as head coach on Feb. 19. After taking over the helm, Bickerstaff led the Cavs to a 5-6 (.455) record, as the team averaged 111.4 points and 26.4 assists (eighth-best in NBA) over that span. The Wine & Gold also had the 5th-highest field goal percentage in the NBA after the All-Star break (.480). Collin Sexton, who finished to season averaging a team-high 20.8 points, joined LeBron James and Kyrie Irving as the only players in franchise history to average at least 20.0 points before the age of 22. His stellar play earned him a spot on the U.S. Team during the 2020 NBA Rising Stars event at All-Star Weekend in Chicago, which tallied 21 points (9-14 FG, 3-6 3FG) and five rebounds. Darius Garland was the only NBA rookie in 2019-20 with at least 700 points, 225 assists and 100 three-pointers, while Kevin Porter Jr. was the lone rookie averaging at least 10.0 points, 3.0 rebounds and 2.0 assists in under 24.0 minutes in 2019-20. Veterans Kevin Love (17.6 PPG, 9.8 RPG) and Tristan Thompson (12.0 PPG, 10.1 RPG) both had strong seasons in 2019-20. On Feb. 6, the Cavaliers acquired two-time NBA All-Star Andre Drummond, who went on to average a career-high 17.7 points, an NBA-leading 15.2 rebounds, a career-high 1.91 steals and 1.63 blocks in 33.0 minutes per game.

## Final Statistics

2019-20 PLAYER	Field Goals						3-Point FG			Free Throws			Rebounds											
	G	GS	MIN	FG	FGA	PCT	FG	FGA	PCT	FT	FTA	PCT	OFF	DEF	TOT	AST	PF	DO	STL	TO	BLK	PTS	AVG	HI
Sexton	65	65	2143	513	1086	.472	97	255	.380	226	267	.846	61	143	204	192	142	0	65	158	7	1349	20.8	41
Drummond (TOT)	57	56	1878	418	784	.533	5	35	.143	169	294	.575	250	614	864	152	201	5	109	203	93	1010	17.7	32
Drummond (CLE)	8	8	225	58	105	.552	4	14	.286	20	39	.513	24	65	89	14	25	0	12	29	11	140	17.5	28
Love	56	56	1780	327	727	.450	146	390	.374	187	219	.854	54	493	547	178	90	0	33	140	19	987	17.6	33
Clarkson	29	0	666	144	326	.442	59	159	.371	76	86	.884	21	48	69	70	33	0	17	39	8	423	14.6	33
Garland	59	59	1824	280	699	.401	105	296	.355	63	72	.875	27	84	111	229	92	0	42	151	4	728	12.3	23
Thompson	57	51	1722	288	562	.512	9	23	.391	99	161	.615	226	351	577	120	124	1	33	103	50	684	12.0	35
Osman	65	65	1910	266	609	.437	123	321	.383	63	94	.670	39	192	231	154	160	0	54	91	16	718	11.0	22
Nance	56	10	1472	229	431	.531	56	159	.352	50	74	.676	106	303	409	123	91	0	56	60	22	564	10.1	23
Porter	50	3	1162	186	421	.442	53	158	.335	73	101	.723	22	140	162	109	135	0	46	93	14	498	10.0	30
Henson	29	2	412	61	120	.508	6	31	.194	17	33	.515	32	82	114	43	55	0	16	21	32	145	5.0	10
Knight	16	0	241	28	86	.326	19	64	.297	4	13	.308	3	17	20	31	20	0	5	16	2	79	4.9	13
McKinnie	40	1	593	73	171	.427	14	65	.215	22	31	.710	37	76	113	14	72	0	23	26	8	182	4.6	15
Exum (TOT)	35	1	486	56	119	.471	15	43	.349	32	43	.744	12	55	67	40	38	0	13	31	8	159	4.5	28
Exum (CLE)	24	1	402	46	96	.479	13	37	.351	30	41	.732	9	46	55	33	30	0	12	21	6	135	5.6	28
Zizic	22	0	221	41	72	.569	0	0	---	14	19	.737	18	48	66	6	27	0	7	10	5	96	4.4	15
Dellavedova	57	4	821	62	175	.354	21	91	.231	32	37	.865	18	57	75	180	78	0	20	59	2	177	3.1	14
Newman	1	0	4	0	2	.000	0	1	.000	2	2	1.000	0	0	0	0	0	0	1	0	0	2	2.0	2
Cook	11	0	35	7	10	.700	0	0	---	5	6	.833	4	6	10	1	4	0	1	1	0	19	1.7	4
Wade	12	0	71	9	13	.692	2	4	.500	0	1	.000	3	16	19	2	8	0	2	3	4	20	1.7	6
Mooney	4	0	19	1	4	.250	0	2	.000	0	0	---	0	3	3	1	1	0	2	0	1	2	0.5	2
Bolden	1	0	3	0	0	---	0	0	---	0	0	---	0	2	2	1	0	1	0	1	0	0	0.0	0
Macura	1	0	1	0	0	---	0	0	---	0	0	---	0	0	0	0	0	0	0	0	0	0	0.0	0
CAVALIERS	65	-	15725	2619	5715	.458	727	2070	.351	983	1296	.758	704	2172	2876	1500	1188	1	447	1073	211	6948	106.9	134
OPPONENTS	65	-	15725	2851	5811	.491	804	2143	.375	955	1245	.767	633	2154	2787	1699	1277	2	613	844	412	7461	114.8	143

## Season Leaders (min. 40 games)

Scoring Leaders			Rebounding Leaders			Assist Leaders		
1	Collin Sexton	20.8 ppg	1	Tristan Thompson	10.1 rpg	1	Darius Garland	3.9 apg
2	Kevin Love	17.6 ppg	2	Kevin Love	9.8 rpg	2	Matthew Dellavedova	3.2 apg
3	Darius Garland	12.3 ppg	3	Larry Nance Jr.	7.3 rpg	3	Kevin Love	3.2 apg



# 2019-20

## Cleveland Cavaliers Results

Date	Opponent	W/L	Cle	Opp	Record	Cavaliers High Scorer	Opp. High Scorer	Attend.
10/23	@ Orlando	L	85	94	0-1	Sexton/Thompson-16	Vucevic-21	18,846
10/26	Indiana	W	110	99	1-1	Thompson-25	Brogdon-30	<b>19,432</b>
10/28	@ Milwaukee	L	112	129	1-2	Sexton-18	Middleton-21	17,385
10/30	Chicago	W	117	111	2-2	Thompson-23	LaVine/Markkanen-16	17,595
11/1	@ Indiana	L	95	102	2-3	Love-22	Brogdon-25	16,079
11/3	Dallas	L	111	131	2-4	Love-29	Donic-29	18,078
11/5	Boston	L	113	119	2-5	Sexton-21	Hayward-39	17,709
11/8	@ Washington	W	113	100	3-5	Thompson-21	Bryant-23	16,946
11/10	@ New York	W	108	87	4-5	Sexton-31	Randle-20	19,812
11/12	@ Philadelphia	L	97	98	4-6	Clarkson/Love-20	Embiid-27	20,294
11/14	Miami	L	97	108	4-7	Love-21	Nunn-23	17,374
11/17	Philadelphia	L	95	114	4-8	Sexton-17	Harris-27	<b>19,432</b>
11/18	@ New York	L	105	123	4-9	Porter-18	Randle-30	17,097
11/20	@ Miami	L	100	124	4-10	Love-25	Robinson-29	19,600
11/22	@ Dallas	L	101	143	4-11	Garland-23	Donic-30	19,639
11/23	Portland	W	110	104	5-11	Clarkson-28	Lillard-23	<b>19,432</b>
11/25	Brooklyn	L	106	108	5-12	Clarkson-23	Drwiddie-23	17,143
11/27	Orlando	L	104	116	5-13	Sexton-20	Fournier-30	17,712
11/29	Milwaukee	L	110	119	5-14	Garland-21	Antetokounmpo-33	<b>19,432</b>
12/3	Detroit	L	94	127	5-15	Sexton-22	Griffin-24	17,504
12/6	Orlando	L	87	93	5-16	Sexton-19	Ross-21	18,446
12/7	@ Philadelphia	L	94	141	5-17	Garland-17	Simmons-34	20,844
12/9	@ Boston	L	88	110	5-18	Clarkson-19	Walker-22	19,156
12/11	Houston	L	110	116	5-19	Porter-24	Harden-55	17,122
12/12	@ San Antonio (OT)	W	117	109	6-19	Love-30	DeRozan-21	18,354
12/14	@ Milwaukee	L	108	125	6-20	Porter-15	Antetokounmpo-29	17,481
12/16	@ Toronto	L	113	133	6-21	Sexton-25	Siakam-33	19,800
12/18	Charlotte	W	100	98	7-21	Sexton-23	Rozier-35	17,023
12/20	Memphis	W	114	107	8-21	Clarkson-33	Jackson-24	<b>19,432</b>
12/23	Atlanta	W	121	118	9-21	Sexton-25	Young-30	18,007
12/27	@ Boston	L	117	129	9-22	Love-30	Brown-34	19,156
12/28	@ Minnesota	W	94	88	10-22	Garland/Sexton-18	Teague-18	15,411
12/31	@ Toronto	L	97	117	10-23	Sexton-22	Lowry-24	19,800
1/2	Charlotte	L	106	109	10-24	Sexton-21	Rozier-30	17,859
1/4	Oklahoma City	L	106	121	10-25	Sexton-30	Schroder-22	<b>19,432</b>
1/5	Minnesota	L	103	118	10-26	Exum-28	Dieng-22	16,159
1/7	Detroit	L	113	115	10-27	Love-30	Rose-24	17,274
1/9	@ Detroit (OT)	W	115	112	11-27	Thompson-35	Drummond-28	13,445
1/11	@ Denver	W	111	103	12-27	Sexton-25	Murray-24	19,533
1/13	@ L.A. Lakers	L	99	128	12-28	Love-21	James-31	18,997
1/14	@ L.A. Clippers	L	103	128	12-29	Sexton-25	Leonard-43	19,068
1/17	@ Memphis	L	109	113	12-30	Sexton-28	Brooks-26	17,102
1/18	@ Chicago	L	116	118	12-31	Love-29	LaVine-42	19,939
1/20	New York	L	86	106	12-32	Sexton-17	Morris/Randle-19	17,133
1/23	Washington	L	112	124	12-33	Sexton-29	Beal-36	16,689
1/25	Chicago	L	106	118	12-34	Love-20	LaVine-44	<b>19,432</b>
1/27	@ Detroit	W	115	100	13-34	Sexton-23	Jackson-16	12,597
1/28	New Orleans	L	111	125	13-35	Sexton-24	Holiday-28	<b>19,432</b>
1/30	Toronto	L	109	115	13-36	Love/Sexton-23	Ibaka-26	17,695
2/1	Golden State	L	112	131	13-37	Sexton-23	Robinson-22	18,410
2/3	New York (OT)	L	134	139	13-38	Love-33	Morris-26	16,303
2/5	@ Oklahoma City	L	103	109	13-39	Sexton-23	Schroder-30	18,203
2/9	L.A. Clippers	L	92	133	13-40	Drummond-19	Williams-25	17,240
2/12	Atlanta	W	127	105	14-40	Thompson-27	Young-27	16,200
2/21	@ Washington	W	113	108	15-40	Sexton-25	Beal-26	18,895
2/22	@ Miami	L	105	124	15-41	Osman-19	Nunn-24	19,754
2/24	Miami (OT)	W	125	119	16-41	Porter-30	Adebayo-22	17,336
2/26	Philadelphia	W	108	94	17-41	Sexton-28	Milton-20	16,332
2/28	@ New Orleans	L	104	116	17-42	Sexton-31	Ingram-29	18,304
2/29	Indiana	L	104	113	17-43	Drummond-27	Warren-39	<b>19,432</b>
3/2	Utah	L	113	126	17-44	Sexton-32	Bogdanovic-28	15,453
3/4	Boston	L	106	112	17-45	Sexton-41	Tatum-32	16,897
3/7	Denver	W	104	102	18-45	Love-27	Barton-22	<b>19,432</b>
3/8	San Antonio (OT)	W	132	129	19-45	Drummond-28	DeRozan-25	17,995
3/10	@ Chicago	L	103	108	19-46	Sexton-26	White-20	17,837

# 2020-21

## Season Highlights

**Final Record:** 22-50

**Finished:** 4th Place in Division

**Head Coach:** J.B. Bickerstaff

The Cavaliers finished the season averaging 7.76 steals, their highest since the 2012-13 season (7.89). Cleveland also recorded their most blocks per game average since 2009-10 (4.51). Additionally, the Wine & Gold ranked 6th in the NBA in points in the paint at 51.1. Collin Sexton put up career highs in points (24.5, 18th-best in NBA), assists (4.4), steals (1.03) and minutes (35.5) and became just the fifth player in franchise history to record 24.0 ppg in a single season (LeBron James, Kyrie Irving, World B. Free, Mike Mitchell). Isaac Okoro earned NBA All-Rookie Second Team honors and joined LeBron James and Kyrie Irving as the only players in team history to tally at least 500 points, 50 three-points, 50 steals and 20 blocks in their rookie season. Darius Garland received three votes for the NBA's Most Improved Player award after becoming just one of four players in the NBA who averaged at least 17.0 points and 6.0 assists while shooting .390 from three and .840 from the foul line in 2020-21 (Damian Lillard, Kyrie Irving, Kyle Lowry). The Cavaliers acquired center Jarrett Allen and forward Taurean Prince in January. Allen went on to average a double-double in a single season for the first time of his career (12.9 PPG, 10.0 RPG).

## Final Statistics

2020-21 PLAYER	Field Goals						3-Point FG			Free Throws			Rebounds				AST	PF	DQ	STL	TO	BLK	PTS	AVG	HI
	G	GS	MIN	FG	FGA	PCT	FG	FGA	PCT	FT	FTA	PCT	OFF	DEF	TOT										
Sexton	60	60	2115	525	1105	.475	98	264	.371	312	383	.815	58	129	187	262	157	0	62	167	10	1460	24.3	42	
Drummond	25	25	722	180	380	.474	0	0	.000	77	129	.597	101	236	337	64	69	1	40	81	29	437	17.5	33	
Garland	54	50	1790	362	802	.451	105	266	.395	112	132	.848	23	106	129	329	110	0	66	164	6	941	17.4	37	
Allen (TOT)	63	45	1864	298	482	.618	6	19	.316	204	290	.703	196	435	631	106	96	0	32	100	90	806	12.8	27	
Allen (CLE)	51	40	1544	254	417	.609	6	19	.316	158	229	.690	158	348	506	86	75	0	25	78	71	672	13.2	27	
Love	25	25	622	103	252	.409	57	156	.365	42	51	.824	17	169	186	63	26	0	16	38	2	305	12.2	30	
Osman	59	26	1511	219	586	.374	99	324	.306	76	95	.800	38	163	201	174	119	0	53	80	9	613	10.4	30	
Okoro	67	67	2173	235	559	.420	62	214	.290	114	157	.726	68	138	206	128	185	2	62	86	24	646	9.6	32	
Ferrell	2	0	40	8	21	.381	3	9	.333	0	2	.000	4	7	5	4	0	3	3	1	19	9.5	10		
Prince (TOT)	41	10	905	131	327	.401	62	155	.400	65	76	.855	19	123	142	76	75	0	28	47	23	389	9.5	25	
Prince (CLE)	29	6	687	101	253	.399	49	118	.415	41	49	.837	17	91	108	69	54	0	20	36	15	292	10.1	25	
Nance	35	27	1091	128	272	.471	41	114	.360	30	49	.612	54	181	235	107	72	0	61	55	17	327	9.3	18	
McGee	33	1	503	112	215	.521	5	20	.250	36	55	.655	54	116	170	33	80	2	16	45	40	265	8.0	18	
Dotson	46	7	907	119	293	.406	46	159	.289	24	36	.667	5	88	93	91	42	0	16	42	4	308	6.7	21	
Wade	63	19	1212	134	311	.431	78	213	.366	30	39	.769	38	177	215	74	78	1	35	30	21	376	6.0	21	
Windler	31	0	513	57	130	.438	26	77	.338	21	27	.778	20	87	107	33	37	0	19	32	12	161	5.2	15	
Hartenstein (TOT)	46	2	559	94	171	.550	2	6	.333	46	71	.648	65	116	181	55	104	2	19	44	39	236	5.1	16	
Hartenstein (CLE)	16	2	287	53	91	.582	2	6	.333	24	35	.686	25	71	96	40	45	1	8	23	19	132	8.3	16	
Stevens	40	0	499	62	136	.456	4	25	.160	37	51	.725	24	72	96	25	53	0	17	23	13	165	4.1	15	
Thomas (TOT)	32	1	399	39	108	.361	16	59	.271	31	46	.674	8	45	53	30	40	0	15	22	10	125	3.9	14	
Thomas (CLE)	28	1	375	37	101	.366	15	53	.283	26	39	.667	7	42	49	26	35	0	14	18	9	115	4.1	14	
Exum	6	3	116	10	26	.385	2	11	.182	1	2	.500	2	15	17	13	9	0	4	7	2	23	3.8	7	
Maker	8	0	76	10	18	.556	0	2	.000	10	11	.909	8	10	18	4	7	0	2	3	4	30	3.8	9	
Cook (TOT)	23	0	157	29	68	.426	11	26	.423	7	8	.875	2	15	17	18	10	0	4	7	1	76	3.3	13	
Cook (CLE)	7	0	95	17	42	.405	6	13	.462	3	3	1.000	2	10	12	13	8	0	3	4	0	43	6.1	13	
Dellavedova	13	1	224	14	56	.250	4	25	.160	4	4	1.000	6	18	24	58	21	0	4	6	1	36	2.8	7	
Varejao	5	0	36	4	16	.250	0	1	.000	5	9	.556	7	13	20	3	3	0	0	1	2	13	2.6	5	
Martin	9	0	75	9	33	.273	3	12	.250	1	5	.200	2	5	7	4	1	0	5	6	2	22	2.4	5	
Kabengele (TOT)	39	0	280	33	89	.371	13	50	.260	16	20	.800	12	48	60	17	36	0	8	15	13	95	2.4	14	
Kabengele (CLE)	16	0	186	24	57	.421	9	32	.281	11	14	.786	11	35	46	12	18	0	6	9	10	68	4.3	14	
Bolden	6	0	29	1	3	.333	0	0	---	5	8	.625	3	3	6	0	0	0	2	2	2	7	1.2	3	
CAVALIERS	72	-	17430	2778	6175	.450	720	2141	.336	1200	1614	.743	751	2327	3078	1716	1308	7	559	1114	325	7476	103.8	147	
OPPONENTS	72	-	17430	3024	6245	.484	893	2334	.383	1143	1468	.779	712	2437	3149	1828	1451	3	613	1033	425	8084	112.3	141	

## Season Leaders (min. 40 games)

Scoring Leaders			Rebounding Leaders			Assist Leaders		
1	Collin Sexton	24.3 ppg	1	Jarrett Allen	9.9 rpg	1	Darius Garland	6.1 apg
2	Darius Garland	17.4 ppg	2	Cedi Osman	3.4 rpg	2	Collin Sexton	4.4 apg
3	Jarrett Allen	13.2 ppg	3	Dean Wade	3.4 rpg	3	Cedi Osman	2.9 apg



**2020-21** From left to right (first row): Jeremiah Martin, Damyean Dotson, Matthew Dellavedova, Darius Garland, J.B. Bickerstaff, Koby Altman, Collin Sexton, Isaac Okoro, Dylan Windler, Brodrick Thomas  
 From left to right (second row): Antonio Lang, Chris Darnell, Josh Estes, Dan Vincent, Paul Robinson, Nate Reinking, Andrew Olson, J.J. Outlaw, Lindsay Gottlieb, Mike Geritty, Josh Brogamer, Sam Jones, Dan Geriot, Greg Buckner  
 From left to right (third row): Cedi Osman, Lamar Stevens, Mfiondu Kabengele, Isaiah Hartenstein, Anderson Varejao, Jarrett Allen, Kevin Love, Larry Nance Jr., Dean Wade, Taurean Prince

# 2020-21

## Cleveland Cavaliers Results

Date	Opponent	W/L	Cle	Opp	Record	Cavaliers High Scorer	Opp. High Scorer	Attend.
12/23	Charlotte	W	121	114	1-0	Sexton-27	Rozier-42	300
12/26	@ Detroit (2OT)	W	128	119	2-0	Sexton-32	Grant-28	
12/27	Philadelphia	W	118	94	3-0	Drummond-24	Harris-16	300
12/29	New York	L	86	95	3-1	Sexton-20	Randle-28	300
12/31	@ Indiana	L	99	119	3-2	Sexton-28	Sabonis-25	
1/2	@ Atlanta	W	96	91	4-2	Sexton-27	Hunter-17	
1/4	@ Orlando	L	83	103	4-3	Sexton-24	Gordon-24	2,726
1/6	@ Orlando	L	94	105	4-4	Sexton-21	Ross-20	2,948
1/7	@ Memphis	W	94	90	5-4	Drummond-22	Valanciunas-17	
1/9	@ Milwaukee	L	90	100	5-5	Drummond-26	Middleton-27	
1/11	Memphis	L	91	101	5-6	Drummond-19	Brooks-21	1,944
1/12	Utah	L	87	117	5-7	Osman-17	Mitchell-27	1,944
1/15	New York	W	106	103	6-7	Drummond-33	Randle-28	1,944
1/20	Brooklyn (2OT)	W	147	135	7-7	Sexton-42	Durant-38	1,944
1/22	Brooklyn	W	125	113	8-7	Sexton-25	Iving-38	1,944
1/24	@ Boston	L	103	141	8-8	Sexton-13	Brown-33	
1/25	L.A. Lakers	L	108	115	8-9	Drummond-25	James-46	
1/27	Detroit	W	122	107	9-9	Sexton-29	Grant-26	1,944
1/29	@ New York	L	81	102	9-10	Garland-24	Quickley-25	
1/31	@ Minnesota	L	104	109	9-11	Drummond-25	Beasley/Edwards-23	
2/1	Minnesota	W	100	98	10-11	Sexton-26	Russell-18	
2/3	L.A. Clippers	L	99	121	10-12	Sexton-27	George-36	1,944
2/5	Milwaukee	L	105	123	10-13	Sexton-19	Antetokounmpo-33	2,720
2/6	Milwaukee	L	99	124	10-14	Drummond-28	Antetokounmpo-24	2,720
2/8	@ Phoenix	L	113	119	10-15	Sexton-23	Booker-36	1,485
2/10	@ Denver	L	95	133	10-16	Allen-18	Millsap-22	
2/12	@ Portland	L	110	129	10-17	Sexton-25	Trent-26	
2/14	@ L.A. Clippers	L	111	128	10-18	Sexton-22	Williams-30	
2/15	@ Golden State	L	98	129	10-19	Sexton-23	Curry-36	
2/19	Denver	L	103	120	10-20	Sexton-23	Murray-50	2,720
2/21	Oklahoma City	L	101	117	10-21	Sexton-27	Gilgeous-Alexander-31	2,720
2/23	Atlanta	W	112	111	11-21	Sexton-29	Young-28	2,720
2/24	Houston	W	112	96	12-21	Atlanta-26	Wall-20	2,720
2/27	@ Philadelphia (OT)	W	112	109	13-21	Sexton-28	Embiid-42	
3/1	@ Houston	W	101	90	14-21	Sexton-39	Wall-32	3,046
3/3	Indiana	L	111	114	14-22	Sexton-32	Brogdon-29	2,720
3/12	@ New Orleans	L	82	116	14-23	Sexton-19	Ingram-28	3,700
3/14	@ Atlanta	L	82	100	14-24	Sexton-15	Collins-22	2,322
3/16	@ Miami	L	98	113	14-25	Sexton-21	Butler-28	
3/17	Boston	W	117	110	15-25	Sexton-29	Tatum-29	4,100
3/19	San Antonio	L	110	116	15-26	Garland/Sexton-29	Johnson-23	
3/21	Toronto	W	116	105	16-26	Sexton-36	VanVleet-23	
3/22	Sacramento	L	105	119	16-27	McGee-18	Fox-30	4,100
3/24	@ Chicago	W	103	94	17-27	Garland-22	LaVine-22	
3/26	@ L.A. Lakers	L	86	100	17-28	Nance-17	Harrell-24	
3/27	@ Sacramento	L	98	100	17-29	Sexton-26	Fox-36	
3/29	@ Utah	L	75	114	17-30	Sexton-20	Mitchell-19	5,546
4/1	Philadelphia	L	94	114	17-31	Sexton-24	Milton-27	4,100
4/3	@ Miami	L	101	115	17-32	Sexton-26	Adebayo/Robinson-18	
4/5	@ San Antonio	W	125	101	18-32	Garland-37	DeRozan-20	2,482
4/8	@ Oklahoma City	W	129	102	19-32	Sexton-27	Jerome-23	
4/10	Toronto	L	115	135	19-33	Sexton-29	Trent-44	4,148
4/11	New Orleans	L	109	116	19-34	Wade-21	Williams-38	4,148
4/14	@ Charlotte	W	103	90	20-34	Prince-25	Rozier-22	2,955
4/15	Golden State	L	101	119	20-35	Sexton-30	Curry-33	4,148
4/17	@ Chicago	L	96	106	20-36	Sexton/Garland-22	Vucevic-25	
4/19	@ Detroit	L	105	109	20-37	Sexton-28	Bey/F. Jackson-20	750
4/21	Chicago	W	121	105	21-37	Sexton-30	Markkanen-16	
4/23	@ Charlotte	L	102	108	21-38	Sexton-28	Three Players-25	4,060
4/25	@ Washington	L	110	119	21-39	Garland-28	Beal-33	2,133
4/26	@ Toronto	L	96	112	21-40	Okoro-20	Siakam-25	1,626
4/28	Orlando	L	104	109	21-41	Garland-25	Harris-19	4,148
4/30	Washington	L	93	122	21-42	Sexton-22	Beal-19	4,148
5/1	Miami	L	107	124	21-43	Love/Sexton-25	Nunn-22	4,148
5/4	Phoenix (OT)	L	118	134	21-44	Okoro-32	Booker-31	4,148
5/5	Portland	L	105	141	21-45	Love-18	Lillard-32	4,148
5/7	@ Dallas	L	90	110	21-46	Sexton-27	Donic-24	4,220
5/9	Dallas	L	97	124	21-47	Sexton-24	Hardaway-25	4,148
5/10	Indiana	L	102	111	21-48	Sexton-25	Martin-25	4,148
5/12	Boston	W	102	94	22-48	Love-30	Tatum-29	4,148
5/14	@ Washington	L	105	120	22-49	Sexton-26	Westbrook-21	5,333
5/16	@ Brooklyn	L	109	123	22-50	Okoro/Wade-18	Durant-23	1,773

\*Limited fan attendance in 2020-21

# 2021-22

## Season Highlights

**Final Record:** 44-38

**Finished:** 3rd Place in Division

**Head Coach:** J.B. Bickerstaff

The Cavaliers doubled their win total from a season ago...The Cavs had the 8th-best record in the Eastern Conference with a 44-38 record and competed in the Play-In Tournament for an opportunity to advance to the playoffs...J.B. Bickerstaff was named the NBA Eastern Conference Coach of the Month in January...Cleveland hosted 2022 NBA All-Star Weekend...Darius Garland and Jarrett Allen were NBA All-Stars for the first time in their careers...Isaac Okoro and Evan Mobley took home the Rising Stars championship...At All-Star Saturday Night, Team Cavs (Garland, Allen, Evan Mobley) won the Skills Challenge...Garland finished the season with career highs in points (21.7), assists (8.6), rebounds (3.3), steals (1.31), FG% (.462), FT% (.892), double-doubles (29) and minutes (35.7), and placed 3rd in the league's Most Improved Player of the Year voting...Mobley was the runner-up for the NBA's Rookie of the Year award and a unanimous First Team All-Rookie selection after leading all NBA rookies in blocks (1.67), rebounds (8.3), field goal percentage (.508) and double-doubles (21); he also became just the 4th rookie in NBA history to average at least 14.0 points, 8.0 rebounds, 2.5 assists and 1.5 blocks (Pau Gasol, Tim Duncan, Chris Webber)...Kevin Love finished 2nd in Sixth Man of the Year voting and was the only NBA bench player to average at least 10.0 points, 7.0 rebounds...Allen recorded the highest field goal percentage in franchise single season history (.677, 2nd in NBA) and averaged career highs in points (16.1), rebounds (10.8), assists (1.7), steals (0.79) and minutes (32.3).

## Final Statistics

2021-22 PLAYER	Field Goals						3-Point FG			Free Throws			Rebounds						AST	PF	DQ	STL	TO	BLK	PTS	AVG	HI
	G	GS	MIN	FG	FGA	PCT	FG	FGA	PCT	FT	FTA	PCT	OFF	DEF	TOT												
Garland	68	68	2430	542	1173	.462	174	454	.383	215	241	.892	39	185	224	583	115	2	89	248	7	1473	21.7	41			
LeVert (TOT)	58	49	1780	379	854	.444	82	256	.320	146	193	.756	43	171	214	248	131	1	51	108	23	986	17.0	42			
LeVert (CLE)	19	10	567	101	232	.435	21	67	.313	35	47	.745	13	51	64	75	40	0	16	33	5	258	13.6	32			
Allen	56	56	1810	369	545	.677	1	10	.100	165	233	.708	192	410	602	92	97	0	44	94	75	904	16.1	29			
Sexton	11	11	316	68	151	.450	11	45	.244	29	39	.744	13	23	36	23	25	0	10	31	0	176	16.0	33			
Mobley	69	69	2331	422	830	.508	23	92	.250	167	252	.663	143	427	570	174	147	0	56	133	115	1034	15.0	30			
Markkanen	61	61	1878	313	703	.445	136	380	.358	138	159	.868	59	286	345	81	130	3	45	54	30	900	14.8	31			
Love	74	4	1665	327	761	.430	187	477	.392	166	198	.838	87	449	536	160	101	0	26	98	18	1007	13.6	35			
Rubio	34	8	970	149	411	.363	59	174	.339	88	103	.854	15	126	141	225	75	0	49	90	7	445	13.1	37			
Osman	66	3	1462	247	572	.432	128	359	.357	87	131	.664	25	121	146	135	127	0	52	67	10	709	10.7	26			
Okoro	67	61	1981	207	431	.480	55	157	.350	119	155	.768	72	129	201	121	164	2	56	58	22	588	8.8	22			
Newman	1	0	8	3	5	.600	0	1	.000	2	2	1.000	0	1	1	1	0	0	0	1	0	8	8.0	8			
Stevens	63	13	1015	156	319	.489	18	65	.277	53	75	.707	47	117	164	44	106	0	31	41	18	383	6.1	23			
Wade	51	28	980	99	217	.456	51	142	.359	20	30	.667	31	119	150	52	88	0	29	16	7	269	5.3	17			
Rondo (TOT)	39	1	698	68	176	.386	31	88	.352	19	26	.731	15	93	108	107	56	0	30	68	6	186	4.8	17			
Rondo (CLE)	21	1	409	45	105	.429	23	58	.397	18	24	.750	5	54	59	103	31	0	18	34	1	131	6.2	17			
Goodwin	36	5	502	64	154	.416	19	55	.345	24	38	.632	14	53	67	91	39	0	25	36	1	171	4.8	21			
Anderson	3	0	47	4	8	.500	2	6	.333	3	4	.750	0	6	6	4	0	1	2	0	13	4.3	7				
Brown (TOT)	40	6	344	64	108	.593	0	0	---	43	72	.597	39	96	135	1	53	0	7	20	16	171	4.3	16			
Brown (CLE)	14	5	176	37	58	.638	0	0	---	16	29	.552	23	51	74	0	25	0	4	6	7	90	6.4	16			
Frazier (TOT)	12	3	208	14	45	.311	6	17	.353	5	9	.556	5	14	19	34	27	0	3	15	1	39	3.3	14			
Frazier (CLE)	2	0	8	1	2	.500	0	0	---	0	0	---	0	0	0	1	3	0	0	2	0	2	1.0	2			
Scott	2	0	11	3	6	.500	0	1	.000	0	0	---	1	1	2	0	2	0	1	0	1	6	3.0	6			
Valentine	22	0	204	23	62	.371	18	44	.409	0	0	---	9	29	38	11	17	0	7	10	0	64	2.9	17			
Windler	50	0	459	37	98	.378	21	70	.300	15	18	.833	21	68	89	34	47	0	14	16	3	110	2.2	13			
Kornet	2	0	15	1	5	.200	0	1	.000	2	3	.667	2	1	3	1	0	0	0	1	0	4	2.0	4			
Pangos	24	3	166	15	46	.326	6	26	.231	3	4	.750	2	9	11	30	11	0	3	7	0	39	1.6	8			
Fall	11	1	59	5	12	.417	0	0	---	2	7	.286	7	16	23	2	3	0	0	3	6	12	1.1	4			
Nembhard	14	0	63	6	18	.333	0	2	.000	3	4	.750	3	4	7	12	2	0	1	3	0	15	1.1	4			
Davis	31	3	201	11	16	.688	0	0	---	6	14	.429	14	50	64	7	33	0	3	5	9	28	0.9	7			
CAVALIERS	82	-	19730	3255	6940	.469	953	2686	.355	1376	1810	.760	837	2786	3623	2064	1433	7	580	1181	343	8839	107.8	144			
OPPONENTS	82	-	19730	3236	7152	.452	960	2721	.353	1233	1592	.774	858	2657	3515	1978	1638	10	691	1101	380	8665	105.7	132			

## Season Leaders (min. 40 games)

Scoring Leaders			Rebounding Leaders			Assist Leaders		
1	Darius Garland	21.7 ppg	1	Jarrett Allen	10.8 rpg	1	Darius Garland	8.6 apg
2	Jarrett Allen	16.1 ppg	2	Evan Mobley	8.3 rpg	2	Evan Mobley	2.5 apg
3	Evan Mobley	15.0 ppg	3	Kevin Love	7.2 rpg	3	Kevin Love	2.2 apg



**2021-22** From left to right (first row): Rajon Rondo, Brandon Goodwin, Cedi Osman, Isaac Okoro, Darius Garland, J.B. Bickerstaff, Koby Altman, Collin Sexton, Lamar Stevens, Caris LeVert, Dylan Windler, R.J. Nembhard  
 From left to right (second row): J.J. Outlaw, Greg Buckner, Antonio Lang, Dean Wade, Kevin Love, Lauri Markkanen, Jarrett Allen, Moses Brown, Evan Mobley, Ed Davis, Antoine Broxton, Josh Broghamer, Sidney Lowe  
 From left to right (third row): Paul Robinson, Josh Estes, Andrew Olson, Dan Vincent, Mike Gerity, Nate Reinking, Bryan Tibaldi

# 2021-22

## Cleveland Cavaliers Results

Date	Opponent	W/L	Cle	Opp	Record	Cavaliers High Scorer	Opp. High Scorer	Attend.
10/20	@ Memphis	L	121	132	0-1	Allen-25	Morand-37	15,975
10/22	Charlotte	L	112	123	0-2	Sexton-33	Bridges-30	17,116
10/23	Atlanta	W	101	95	1-2	Rubio-23	Young-24	16,846
10/25	@ Denver	W	99	87	2-2	Love-22	Jokic-24	14,221
10/27	@ LA Clippers	W	92	79	3-2	Sexton-26	Batum/Jackson-16	13,276
10/29	@ LA Lakers	L	101	113	3-3	Mobley-23	James-26	18,997
10/30	@ Phoenix	L	92	101	3-4	Osman-20	Booker-27	14,516
11/1	@ Charlotte	W	113	110	4-4	Allen-24	Ball-30	13,889
11/3	Portland	W	107	104	5-4	Allen-24	Lillard-26	16,231
11/5	@ Toronto	W	102	101	6-4	Garland-21	Anunoby-23	19,800
11/7	@ New York	W	126	109	7-4	Rubio-37	Randle-19	19,040
11/10	Washington	L	94	97	7-5	Rubio-20	Harrell/Kuzma-22	18,056
11/12	Detroit	W	98	78	8-5	Garland-21	Grant-16	17,095
11/13	Boston	W	91	89	9-5	Garland-22	Schroder-28	19,432
11/15	Boston	L	92	98	9-6	Rubio-28	Tatum-23	17,186
11/17	@ Brooklyn	L	99	109	9-7	Rubio-25	Harden-27	16,922
11/18	Golden State	L	89	104	9-8	Garland-25	Curry-40	19,432
11/22	Brooklyn	L	112	117	9-9	Garland-24	Durant-27	17,387
11/24	PHX	L	115	120	9-10	Allen-25	Booker-35	18,055
11/27	Phoenix	W	105	92	10-10	Garland-26	Carter-19	18,248
11/29	@ Dallas	W	114	96	11-10	Allen-28	Doncic-25	19,229
12/1	@ Miami	W	111	85	12-10	Love-22	Herro-21	19,600
12/3	@ Washington	W	116	101	13-10	Garland-32	Avdija-16	17,227
12/5	Utah	L	108	109	13-11	Garland-31	Mitchell-35	18,113
12/6	@ Milwaukee	L	104	112	13-12	Allen-25	Antetokounmpo-27	17,341
12/8	Chicago	W	115	92	14-12	Garland-24	LaVine-23	17,707
12/10	@ Minnesota	W	123	106	15-12	Allen-21	Towns-21	15,694
12/11	Sacramento	W	117	103	16-12	Okoro-20	Field-21	19,432
12/13	Miami	W	105	94	17-12	Love-23	Tucker-23	17,401
12/15	Houston	W	124	89	18-12	Garland-21	Sengun-19	17,131
12/18	@ Milwaukee	W	119	90	19-12	Osman-23	Nwora-28	17,341
12/22	@ Boston	L	101	111	19-13	Garland-28	Brown-34	19,156
12/26	Toronto	W	144	99	20-13	Garland/Love-22	Watanabe-26	19,432
12/28	@ New Orleans	L	104	108	20-14	Rubio-27	Jones-26	15,835
12/30	@ Washington	L	93	110	20-15	Love-24	Beal-29	15,637
12/31	Atlanta	L	118	121	20-16	Love-35	Young-35	17,745
1/2	Indiana	W	108	104	21-16	Mobley-24	Sabonis-32	17,808
1/4	Memphis	L	106	110	21-17	Garland-27	Morant-26	18,178
1/7	@ Portland	W	114	101	22-17	Garland-26	Powell-19	16,708
1/9	@ Golden State	L	82	96	22-18	Stevens-17	Curry-28	18,064
1/10	@ Sacramento	W	109	108	23-18	Allen/Love-18	Halliburton-21	12,110
1/12	@ Utah	W	111	91	24-18	Stevens-23	Clarkson-22	18,306
1/14	@ San Antonio	W	114	109	25-18	Garland-32	Murray-30	12,160
1/15	@ Oklahoma City	W	107	102	26-18	Garland-27	Gileous-Alexander-21	15,284
1/17	Brooklyn	W	114	107	27-18	Garland-22	Irving-27	18,105
1/19	@ Chicago	L	104	117	27-19	Markkanen-28	DeRozan-30	20,824
1/22	Oklahoma City	W	94	87	28-19	Garland-23	Gileous-Alexander-29	19,432
1/24	New York	W	95	93	29-19	Love-20	Barrett-24	17,321
1/26	Milwaukee	W	115	99	30-19	Love-25	Antetokounmpo-26	18,904
1/30	@ Detroit	L	105	115	30-20	Garland-24	Bey-31	16,811
1/31	New Orleans	W	93	90	31-20	Goodwin-21	Graham-20	17,637
2/2	@ Houston	L	104	115	31-21	Mobley-29	Green/Wood-21	14,163
2/4	@ Charlotte	W	102	101	32-21	Allen-29	Rozier-24	17,733
2/6	Indiana	W	98	85	33-21	Osman-22	Duarte-22	19,432
2/9	San Antonio	W	105	92	34-21	Garland-27	K. Johnson/Vassell-18	19,432
2/11	@ Indiana	W	120	113	35-21	Allen/LeVert-22	Halliburton-23	15,075
2/12	@ Philadelphia	L	93	103	35-22	Garland-27	Embiid-40	21,057
2/15	@ Atlanta	L	116	124	35-23	Garland-30	Young-41	15,947
2/24	@ Detroit	L	103	106	35-24	Markkanen-22	Diallo-21	15,622
2/26	Washington	W	92	86	36-24	Markkanen-23	Kuzma-34	19,432
2/28	Minnesota	L	122	127	36-25	Love-26	Russell-25	18,421
3/2	Charlotte	L	98	119	36-26	Garland-33	Rozier-27	19,019
3/4	@ Philadelphia	L	119	125	36-27	Garland-26	Maxey-33	21,391
3/6	Toronto	W	104	96	37-27	Markkanen-22	Siakam-24	19,432
3/8	@ Indiana	W	127	124	38-27	Garland-41	Halliburton-23	14,066
3/11	@ Miami	L	105	117	38-28	Garland-24	Adebayo-30	19,600
3/12	@ Chicago	L	91	101	38-29	Garland-25	DeRozan-25	21,727
3/14	LA Clippers	W	120	111	39-29	Mobley-30	Zubac-24	18,742
3/16	Philadelphia	L	114	118	39-30	Garland-22	Embiid-35	19,432
3/18	Denver	W	119	116	40-30	Markkanen-31	Jokic-32	19,432
3/19	Detroit	W	113	109	41-30	Garland-24	Grant-40	19,432
3/21	LA Lakers	L	120	131	41-31	Garland-29	James-38	19,432
3/24	@ Toronto	L	104	117	41-32	Markkanen-20	Siakam-35	19,800
3/26	Chicago	L	94	98	41-33	Garland-28	LaVine-25	19,432
3/28	Orlando	W	107	101	42-33	Garland-25	Carter-15	19,432
3/30	Dallas	L	112	120	42-34	LeVert-32	Doncic-35	19,432
3/31	@ Atlanta	L	107	131	42-35	Osman-21	Young-30	17,491
4/2	@ New York	W	119	101	43-35	Garland-24	Toppin-20	19,812
4/3	Philadelphia	L	108	112	43-36	Garland-23	Embiid-44	19,432
4/5	@ Orlando	L	115	120	43-37	Garland-27	Bamba-21	16,897
4/8	@ Brooklyn	L	107	118	43-38	Garland-31	Durant-36	18,169
4/10	Milwaukee	W	133	115	44-38	Love-32	Mamukelashvili-28	19,432



## ALL-TIME COACHES RECORD

Coach	Years	Record	Pct.	Coach	Years	Record	Pct.
Bill Fitch	1970-79	304-434	.412	John Lucas	2001-03	37-87	.298
Stan Albeck	1979-80	37-45	.451	Keith Smart	2002-03	9-31	.225
Bill Musselman	1980-82	27-67	.287	Paul Silas	2003-05	69-77	.473
Chuck Daly	1981-82	9-32	.220	Brendan Malone	2005	8-10	.444
Don Delaney	1981-82	7-21	.250	Mike Brown	2005-10,		
Bob Kloppenburg	1981-82	0-1	.000		2013-14	305-187	.620
Tom Nissalke	1982-84	51-113	.311	Byron Scott	2010-2013	64-166	.386
George Karl	1984-86	61-88	.409	David Blatt	2014-2016	83-40	.675
Gene Littles	1985-86	4-11	.267	Tyronn Lue	2016-2018	128-83	.607
Lenny Wilkens	1986-93	316-258	.551	Larry Drew	2018-2019	19-57	.250
Mike Fratello	1993-99	248-212	.539	John Bellein	2019-2020	14-40	.259
Randy Wittman	1999-2001	62-102	.378	J.B. Bickerstaff	2020-present	71-94	.430

## CAVALIERS ASSISTANT COACHES

Jim Lessig . . . . . 1970-71	Jim Boylan . . . . . 1993-97	Brendan Malone . . . . . 2004-05	Jim Boylan . . . . . 2013-2018
Jimmy Rodgers . . . . . 1971-79	Ron Rothstein . . . . . 1993-99	Wes Wilcox . . . . . 2005	Tyronn Lue . . . . . 2014-2016
Morris McHone . . . . . 1979-80,	Sidney Lowe . . . . . 1994-99	Kenny Natt . . . . . 2004-07	James Posey . . . . . 2014-2019
1984-86	Marc Iavaroni . . . . . 1997-99	Hank Egan . . . . . 2005-2010	Larry Drew . . . . . 2014-2018
Larry Cregar . . . . . 1980-81	Bill Blair . . . . . 1999-2000	Michael Malone . . . . . 2005-2010	Mike Longabardi . . . . . 2016-2019
Gerald Oliver . . . . . 1980-82	Mike Woodson . . . . . 1999-01	Melvin Hunt . . . . . 2005-2010	Damon Jones . . . . . 2016-2018
Bob Kloppenburg . . . . . 1981-82	Bob Ociepka . . . . . 1999-01	Chris Jent . . . . . 2006-2011	Dan Geriot . . . . . 2018-present
Gus Johnson . . . . . 1981-82	Keith Smart . . . . . 2000-03	John Kuester . . . . . 2007-2009	J.B. Bickerstaff . . . . . 2019-2020
Don Delaney . . . . . 1982-83	Jerry Eaves . . . . . 2001-03	Paul Pressey . . . . . 2010-2013	Lindsey Gottlieb . . . . . 2019-2021
Gene Littles . . . . . 1982-86	Ron Ekker . . . . . 2001-03	Jamahl Mosley . . . . . 2010-2014	Antonio Lang . . . . . 2019-present
Ed Badger . . . . . 1983-84	Clifford Ray . . . . . 2002-03	Joe Prunty . . . . . 2010-2013	J.J. Outlaw . . . . . 2019-present
Herman Kull . . . . . 1985-86	Mike Bratz . . . . . 2002-03, 2005	Nate Tibbetts . . . . . 2011-2013	Greg Buckner . . . . . 2020-present
Dick Helm . . . . . 1986-93	Bob Donewald, Jr. . . . . 2003-04	Bernie Bickerstaff . . . . . 2013-2014	Sinidey Lowe . . . . . 2021-present
Brian Winters . . . . . 1986-93	Mark Osowski . . . . . 2003-04	Igor Kokoskov . . . . . 2013-2014	Mike Gerrity . . . . . 2021-2022
Richie Adubato . . . . . 1993-94	Stephen Silas . . . . . 2003-05	Bret Briellmaier . . . . . 2013-2016	

## ALL-TIME CAVALIERS GENERAL MANAGERS/ PRESIDENT OF BASKETBALL OPERATIONS

Nick Miletti . . . . . 1970-73	Don Delaney . . . . . 1980-83	Jim Paxson . . . . . 1999-2005	David Griffin . . . . . 2014-2017
Bill Fitch . . . . . 1973-79	Harry Weltman . . . . . 1983-86	Danny Ferry . . . . . 2005-2010	Koby Altman . . . . . 2017-present
Ron Hrovat . . . . . 1979-80	Wayne Embry . . . . . 1986-99	Chris Grant . . . . . 2010-2014	Mike Gansey . . . . . 2022-present



Wayne Embry  
and Lenny Wilkens

## YEAR-BY-YEAR FINISH & COACHING RECORDS

Year	Regular Season			Finish (Div.)	GB	Playoffs			Head Coach
	Won	Lost	Pct.			Won	Lost	Pct	
1970-71	15	67	.183	4th	27	0	0	—	Bill Fitch
1971-72	23	59	.280	4th	15	0	0	—	Bill Fitch
1972-73	32	50	.390	4th	20	0	0	—	Bill Fitch
1973-74	29	53	.354	4th	18	0	0	—	Bill Fitch
1974-75	40	42	.488	3rd	20	0	0	—	Bill Fitch
1975-76	49	33	.598	1st	—	6	7	.462	Bill Fitch
1976-77	43	39	.524	4th	6	1	2	.333	Bill Fitch
1977-78	43	39	.524	3rd	9	0	2	.000	Bill Fitch
1978-79	30	52	.366	4th	18	0	0	—	Bill Fitch
1979-80	37	45	.451	5th	13	0	0	—	Stan Albeck
1980-81	28	54	.341	5th	32	0	0	—	Bill Musselman (25-46) Don Delaney (3-8)
1981-82	15	67	.183	6th	40	0	0	—	Don Delaney (4-13) Bob Kloppenburg (0-1) Chuck Daly (9-32) Bill Musselman (2-21)
1982-83	23	59	.280	5th	28	0	0	—	Tom Nissalke
1983-84	28	54	.341	4th	22	0	0	—	Tom Nissalke
1984-85	36	46	.439	4th	23	1	3	.250	George Karl
1985-86	29	53	.354	5th	28	0	0	—	George Karl (25-42) Gene Littles (4-11)
1986-87	31	51	.378	6th	26	0	0	—	Lenny Wilkens
1987-88	42	40	.512	4th	12	2	3	.400	Lenny Wilkens
1988-89	57	25	.695	2nd	6	2	3	.400	Lenny Wilkens
1989-90	42	40	.512	4th	17	2	3	.400	Lenny Wilkens
1990-91	33	49	.402	6th	28	0	0	—	Lenny Wilkens
1991-92	57	25	.695	2nd	10	9	8	.529	Lenny Wilkens
1992-93	54	28	.659	2nd	3	3	6	.333	Lenny Wilkens
1993-94	47	35	.573	3rd	10	0	3	.000	Mike Fratello
1994-95	43	39	.524	4th	9	1	3	.250	Mike Fratello
1995-96	47	35	.573	3rd	25	0	3	.000	Mike Fratello
1996-97	42	40	.512	5th	27	0	0	—	Mike Fratello
1997-98	47	35	.573	5th	15	1	3	.250	Mike Fratello
1998-99	22	28	.440	7th	11	0	0	—	Mike Fratello
1999-00	32	50	.390	6th	24	0	0	—	Randy Wittman
2000-01	30	52	.366	6th	22	0	0	—	Randy Wittman
2001-02	29	53	.354	7th	21	0	0	—	John Lucas
2002-03	17	65	.207	8th	33	0	0	—	John Lucas (8-34) Keith Smart (9-31)
2003-04	35	47	.427	5th	26	0	0	—	Paul Silas
2004-05	42	40	.512	4th	12	0	0	—	Paul Silas (34-30) Brendan Malone (8-10)
2005-06	50	32	.610	2nd	14	7	6	.538	Mike Brown
2006-07	50	32	.610	2nd	3	12	8	.600	Mike Brown
2007-08	45	37	.549	2nd	14	7	6	.538	Mike Brown
2008-09	66	16	.805	1st	—	10	4	.714	Mike Brown
2009-10	61	21	.744	1st	—	6	5	.545	Mike Brown
2010-11	19	63	.232	5th	43	0	0	—	Byron Scott
2011-12	21	45	.318	5th	29	0	0	—	Byron Scott
2012-13	24	58	.293	5th	25.5	0	0	—	Byron Scott
2013-14	33	49	.402	3rd	23	0	0	—	Mike Brown
2014-15	53	29	.646	1st	—	14	6	.700	David Blatt
2015-16	57	25	.695	1st	—	16	5	.762	David Blatt (30-11) Tyronn Lue (27-14)
2016-17	51	31	.622	1st	—	13	5	.722	Tyronn Lue
2017-18	50	32	.610	1st	—	12	10	.545	Tyronn Lue
2018-19	19	63	.232	5th	—	0	0	—	Tyronn Lue (0-6) Larry Drew (19-57)
2019-20	19	46	.292	5th	—	0	0	—	John Beilein (14-40) J.B. Bickerstaff (5-6)
2020-21	22	50	.306	4th	—	0	0	—	J.B. Bickerstaff
2021-22	44	38	.537	3rd	—	0	0	—	J.B. Bickerstaff
<b>52 Years</b>	<b>1933</b>	<b>2256</b>	<b>.461</b>			<b>125</b>	<b>104</b>	<b>.546</b>	



## ALL-TIME CAVALIERS WON-LOST RECORD

Year	Home		Road		Neutral		Overall	
	W-L	Pct.	W-L	Pct.	W-L	Pct.	W-L	Pct.
1970-71	11-30	.268	2-37	.051	2-0	1.000	15-67	.183
1971-72	13-28	.317	8-30	.211	2-1	.667	23-59	.280
1972-73	20-21	.488	10-27	.270	2-2	.500	32-50	.390
1973-74	18-23	.439	11-28	.282	0-2	.000	29-53	.354
1974-75	29-12	.707	11-30	.268	0-0	—	40-42	.488
1975-76	29-12	.707	20-21	.488	0-0	—	49-33	.598
1976-77	29-12	.707	14-27	.341	0-0	—	43-39	.524
1977-78	27-14	.659	16-25	.390	0-0	—	43-39	.524
1978-79	20-21	.488	10-31	.244	0-0	—	30-52	.366
1979-80	28-13	.683	9-32	.220	0-0	—	37-45	.451
1980-81	20-21	.488	8-33	.195	0-0	—	28-54	.341
1981-82	9-32	.220	6-35	.146	0-0	—	15-67	.183
1982-83	15-26	.366	8-33	.195	0-0	—	23-59	.280
1983-84	23-18	.561	5-36	.122	0-0	—	28-54	.341
1984-85	20-21	.488	16-25	.390	0-0	—	36-46	.439
1985-86	16-25	.390	13-28	.317	0-0	—	29-53	.354
1986-87	25-16	.610	6-35	.146	0-0	—	31-51	.378
1987-88	31-10	.756	11-30	.268	0-0	—	42-40	.512
1988-89	37-4	.902	20-21	.488	0-0	—	57-25	.695
1989-90	27-14	.659	15-26	.366	0-0	—	42-40	.512
1990-91	23-18	.561	10-31	.244	0-0	—	33-49	.402
1991-92	35-6	.854	22-19	.537	0-0	—	57-25	.695
1992-93	35-6	.854	19-22	.463	0-0	—	54-28	.659
1993-94	31-10	.756	16-25	.390	0-0	—	47-35	.573
1994-95	26-15	.634	17-24	.415	0-0	—	43-39	.524
1995-96	26-15	.634	21-20	.512	0-0	—	47-35	.573
1996-97	25-16	.610	17-24	.415	0-0	—	42-40	.512
1997-98	27-14	.659	20-21	.488	0-0	—	47-35	.573
1998-99	15-10	.600	7-18	.280	0-0	—	22-28	.440
1999-00	22-19	.537	10-31	.244	0-0	—	32-50	.390
2000-01	20-21	.488	10-31	.244	0-0	—	30-52	.366
2001-02	20-21	.488	9-32	.220	0-0	—	29-53	.354
2002-03	14-27	.341	3-38	.073	0-0	—	17-65	.207
2003-04	23-18	.561	12-29	.293	0-0	—	35-47	.427
2004-05	29-12	.707	13-28	.317	0-0	—	42-40	.512
2005-06	31-10	.756	19-22	.463	0-0	—	50-32	.610
2006-07	30-11	.732	20-21	.488	0-0	—	50-32	.610
2007-08	27-14	.659	18-23	.439	0-0	—	45-37	.549
2008-09	39-2	.951	27-14	.659	0-0	—	66-16	.805
2009-10	35-6	.854	26-15	.634	0-0	—	61-21	.744
2010-11	12-29	.293	7-34	.171	0-0	—	19-63	.232
2011-12	11-22	.333	10-23	.303	0-0	—	21-45	.318
2012-13	14-27	.341	10-31	.244	0-0	—	24-58	.293
2013-14	19-22	.463	14-27	.341	0-0	—	33-49	.402
2014-15	31-10	.756	22-19	.537	0-0	—	53-29	.646
2015-16	33-8	.805	24-17	.585	0-0	—	57-25	.695
2016-17	31-10	.756	20-21	.488	0-0	—	51-31	.622
2017-18	29-12	.707	21-20	.512	0-0	—	50-32	.610
2018-19	13-28	.317	6-35	.146	0-0	---	19-63	.232
2019-20	11-25	.306	8-21	.276	0-0	---	19-46	.292
2020-21	13-23	.361	9-27	.250	0-0	---	22-50	.306
2021-22	25-16	.610	19-22	.463	0-0	---	44-38	.537
<b>52 Years</b>	<b>1222-876</b>	<b>.582</b>	<b>705-1375</b>	<b>.339</b>	<b>6-5</b>	<b>.545</b>	<b>1933-2256</b>	<b>.461</b>

## ALL-TIME CAVALIERS RECORD BY MONTH

Year	Oct.	Nov.	Dec.	Jan.	Feb.	Mar.	Apr.	May
1970-71	0-9	1-17	4-13	5-9	2-12	3-7	---	---
1971-72	2-8	6-6	7-10	1-13	4-12	3-10	---	---
1972-73	3-8	5-8	2-12	9-5	5-9	8-8	---	---
1973-74	2-7	7-9	5-11	5-9	4-11	6-6	---	---
1974-75	4-4	7-4	7-6	4-12	10-6	7-9	1-1	---
1975-76	1-2	6-9	11-4	9-6	9-3	9-6	4-3	---
1976-77	5-0	10-4	5-9	6-7	5-7	9-8	3-4	---
1977-78	3-3	10-2	5-10	4-9	8-7	8-8	5-0	---
1978-79	4-4	3-11	7-6	6-8	6-8	3-11	1-4	---
1979-80	3-8	8-7	8-5	4-12	3-10	11-3	---	---
1980-81	4-8	4-10	5-9	9-5	3-9	3-13	---	---
1981-82	0-1	4-10	2-12	2-11	4-9	3-13	0-11	---
1982-83	0-2	2-11	2-12	5-10	6-7	4-12	4-5	---
1983-84	0-2	5-10	4-10	4-8	9-5	4-13	2-6	---
1984-85	0-3	2-10	4-9	7-9	9-6	9-6	5-3	---
1985-86	1-3	6-7	7-8	4-11	5-7	5-10	1-7	---
1986-87	---	5-9	8-7	5-11	5-7	4-12	4-5	---
1987-88	---	3-8	9-7	9-6	7-8	5-9	9-2	---
1988-89	---	8-3	13-2	11-4	10-3	9-8	6-5	---
1989-90	---	6-7	5-9	8-7	6-6	8-8	9-3	---
1990-91	---	9-7	2-11	3-11	6-7	5-10	8-3	---
1991-92	---	9-5	10-4	10-4	8-5	12-4	8-3	---
1992-93	---	6-7	11-5	8-6	12-1	6-6	11-3	---
1993-94	---	6-6	6-9	9-6	11-3	8-7	7-4	---
1994-95	---	8-5	12-3	6-8	7-6	6-9	4-8	---
1995-96	---	6-8	9-4	8-8	10-2	8-9	6-4	---
1996-97	---	9-5	10-5	5-9	7-5	6-10	5-6	---
1997-98	0-1	9-5	8-5	9-7	4-9	11-4	6-4	---
1998-99	---	---	---	---	5-6	9-8	8-11	0-3
1999-00	---	7-6	5-11	6-9	4-8	6-9	4-7	---
2000-01	1-0	8-5	7-7	4-11	2-10	4-14	4-5	---
2001-02	0-2	5-9	7-7	2-13	7-5	4-12	4-5	---
2002-03	1-1	1-15	4-11	3-11	2-9	3-12	3-6	---
2003-04	0-2	4-11	6-9	7-7	7-6	8-7	3-5	---
2004-05	---	9-5	8-7	9-5	5-7	6-9	5-7	---
2005-06	---	10-4	8-6	8-7	6-8	10-4	8-3	---
2006-07	---	9-6	8-6	9-7	7-5	11-5	6-3	---
2007-08	0-1	9-7	5-9	11-3	8-6	8-7	4-4	---
2008-09	1-1	13-2	12-2	10-4	9-3	16-1	5-3	---
2009-10	2-2	10-3	14-3	12-3	8-3	13-2	2-5	---
2010-11	1-2	6-8	1-14	0-16	3-8	4-11	4-4	---
2011-12	---	---	1-2	7-10	5-8	4-13	4-12	---
2012-13	1-0	3-12	3-13	6-8	7-5	2-12	2-8	---
2013-14	1-0	4-12	5-9	6-9	8-6	6-9	3-4	---
2014-15	1-1	7-6	10-7	11-6	8-3	11-4	5-2	---
2015-16	2-1	11-3	8-5	13-3	8-5	11-5	4-3	---
2016-17	3-0	10-3	12-4	7-8	9-2	7-10	3-4	---
2017-18	3-4	12-3	9-5	6-8	6-4	10-6	4-2	---
2018-19	1-6	3-11	4-12	3-12	4-6	4-11	0-5	---
2019-20	2-2	3-12	5-9	3-13	4-7	2-3	---	---
2020-21	3-2	6-9	4-10	4-9	4-12	1-8	---	---
2021-22	3-4	8-6	9-6	11-4	5-5	6-10	2-3	---
<b>52 Years</b>	<b>55-102</b>	<b>322-359</b>	<b>342-383</b>	<b>335-417</b>	<b>326-335</b>	<b>352-432</b>	<b>200-217</b>	<b>1-11</b>
<b>Pct.</b>	<b>.350</b>	<b>.473</b>	<b>.472</b>	<b>.445</b>	<b>.493</b>	<b>.449</b>	<b>.480</b>	<b>.083</b>

## ALL-TIME CAVALIERS RECORD BY DIVISION

Year	Atlantic	Central	Midwest	Northwest	Pacific	Southeast	Southwest	Total
1970-71	9-15	1-13	2-14	---	3-25	---	---	15-67
1971-72	6-18	9-11	1-15	---	7-15	---	---	23-59
1972-73	12-12	8-14	2-14	---	10-10	---	---	32-50
1973-74	9-15	8-14	2-14	---	10-10	---	---	29-53
1974-75	6-10	17-13	7-9	---	10-10	---	---	40-42
1975-76	10-10	15-11	11-5	---	13-7	---	---	49-33
1976-77	11-9	8-12	13-10	---	11-8	---	---	43-39
1977-78	13-7	9-11	13-10	---	8-11	---	---	43-39
1978-79	9-11	6-14	7-12	---	8-15	---	---	30-52
1979-80	12-18	16-14	4-6	---	5-7	---	---	37-45
1980-81	8-20	11-19	5-7	---	4-8	---	---	28-54
1981-82	1-27	5-25	6-6	---	3-9	---	---	15-67
1982-83	5-24	8-21	5-7	---	5-7	---	---	23-59
1983-84	9-19	11-19	3-9	---	5-7	---	---	28-54
1984-85	12-17	13-16	5-7	---	6-6	---	---	36-46
1985-86	9-20	10-19	5-7	---	5-7	---	---	29-53
1986-87	14-14	8-22	3-9	---	6-6	---	---	31-51
1987-88	19-9	11-19	7-5	---	5-7	---	---	42-40
1988-89	19-7	19-11	10-2	---	9-5	---	---	57-25
1989-90	16-8	14-16	4-10	---	8-6	---	---	42-40
1990-91	12-12	11-19	6-8	---	4-10	---	---	33-49
1991-92	21-7	21-7	7-5	---	8-6	---	---	57-25
1992-93	15-13	22-6	8-4	---	9-5	---	---	54-28
1993-94	15-13	16-12	6-6	---	10-4	---	---	47-35
1994-95	16-12	17-11	3-9	---	7-7	---	---	43-39
1995-96	16-10	13-15	8-6	---	10-4	---	---	47-35
1996-97	13-13	13-15	8-6	---	8-6	---	---	42-40
1997-98	14-12	14-14	9-5	---	10-4	---	---	47-35
1998-99	9-13	9-13	1-2	---	3-0	---	---	22-28
1999-00	12-14	8-20	8-6	---	4-10	---	---	32-50
2000-01	11-15	11-17	4-10	---	4-10	---	---	30-52
2001-02	8-18	12-16	7-7	---	2-12	---	---	29-53
2002-03	4-22	5-23	3-11	---	5-9	---	---	17-65
2003-04	15-11	14-14	2-12	---	4-10	---	---	35-47
2004-05	7-11	7-9	---	6-4	5-5	12-6	5-5	42-40
2005-06	12-6	11-5	---	6-4	4-6	11-7	6-4	50-32
2006-07	12-6	10-6	---	5-5	8-2	9-9	6-4	50-32
2007-08	10-8	7-9	---	6-4	7-3	11-7	4-6	45-37
2008-09	15-3	13-3	---	10-0	8-2	12-6	8-2	66-16
2009-10	15-3	12-4	---	7-3	10-0	11-7	6-4	61-21
2010-11	8-10	3-13	---	0-10	3-7	4-14	1-9	19-63
2011-12	6-12	3-12	---	3-3	3-3	4-11	2-4	21-45
2012-13	5-13	3-13	---	3-7	2-8	10-8	1-9	24-58
2013-14	8-10	7-9	---	6-4	5-5	6-12	1-9	33-49
2014-15	12-6	11-5	---	6-4	7-3	12-6	5-5	53-29
2015-16	14-4	8-8	---	8-2	8-2	13-5	6-4	57-25
2016-17	16-2	8-8	---	6-4	6-4	11-7	4-6	51-31
2017-18	11-6	11-5	---	5-5	5-5	13-5	5-5	50-32
2018-19	6-12	4-12	---	0-10	2-8	5-13	2-8	19-63
2019-20	2-14	4-10	---	4-4	0-4	6-8	3-6	19-46
2020-21	8-7	4-8	---	2-8	0-10	4-11	4-6	22-50
2021-22	8-10	10-6	---	8-2	4-6	9-9	5-5	44-38
<b>52 Years</b>	<b>565-618</b>	<b>529-661</b>	<b>195-275</b>	<b>91-83</b>	<b>316-366</b>	<b>163-151</b>	<b>74-101</b>	<b>1933-225</b>
<b>Pct.</b>	<b>.478</b>	<b>.445</b>	<b>.415</b>	<b>.523</b>	<b>.463</b>	<b>.519</b>	<b>.423</b>	<b>.461</b>

## CAVALIER TEAM RANKING

Year	Offense Points		Defense Points		Point Differential	
	Scored	Rank	Allowed	Rank		Rank
1970-71	102.1	17	113.3	11	-11.2	17
1971-72	105.8	16	113.4	14	-7.6	15
1972-73	102.7	17	105.3	7	-2.6	12
1973-74	100.3	17	104.6	6	-4.3	15
1974-75	99.0	16	99.4	3	-0.4	10
1975-76	101.7	17	99.2	2	2.5	4
1976-77	102.1	20	101.0	2	1.1	7
1977-78	104.4	19	103.9	4	0.5	9
1978-79	106.5	20	110.2	10	-3.7	18
1979-80	114.1	3	113.8	19	0.3	9
1980-81	105.7	17	110.6	20	-4.9	19
1981-82	103.2	21	111.7	19	-8.5	23
1982-83	97.1	23	104.6	8	-7.4	22
1983-84	102.3	22	106.5	7	-4.3	21
1984-85	108.6	16	111.3	15	-2.8	18
1985-86	107.8	19	110.6	11	-2.8	16
1986-87	104.4	22	108.2	11	-3.8	19
1987-88	104.5	21	103.7	2	0.8	12
1988-89	108.8	12	101.2	3	7.6	2
1989-90	102.6	21	102.9	6	-0.3	17
1990-91	101.7	22	104.2	11	-2.5	17
1991-92	108.9	7	103.4	10	5.5	5
1992-93	107.7	8	101.3	4	6.5	3
1993-94	101.2	12	97.1	7	4	8
1994-95	90.5	27	89.8	1	0.6	14
1995-96	91.1	28	88.5	1	2.6	8
1996-97	87.5	29	85.6	1	1.8	12
1997-98	92.5	24	89.8	4	2.7	10
1998-99	86.4	26	88.2	9	-1.7	20
1999-00	97.0	18	100.5	22	-3.5	24
2000-01	92.2	22	96.5	17	-4.2	23
2001-02	95.3	16	98.6	26	-3.3	22
2002-03	91.4	25	101.0	28	-9.6	29
2003-04	92.9	14	95.5	17	-2.6	22
2004-05	96.5	17	95.7	11	0.8	14
2005-06	97.6	15	95.4	10	2.2	8
2006-07	96.8	19	92.9	5	3.8	6
2007-08	96.4	24	96.7	9	-0.4	16
2008-09	100.3	13	91.4	1	8.9	1
2009-10	102.1	t-9	95.6	6	6.5	2
2010-11	95.5	25	104.5	23	-9	30
2011-12	93.0	25	100.2	26	-7.2	29
2012-13	96.5	19	101.2	25	-4.7	26
2013-14	98.2	22	101.5	16	-3.3	23
2014-15	103.1	8	98.7	13	4.5	5
2015-16	104.3	8	98.3	4	+6.0	4
2016-17	110.3	4	107.2	20	+3.1	7
2017-18	110.9	5	109.9	26	+1.0	14
2018-19	104.5	29	114.1	24	-9.6	30
2019-20	106.9	25	114.8	23	-7.9	28
2020-21	103.8	30	112.3	17	-8.5	28
2021-22	107.8	25	105.7	5	+2.1	13

## ALL-TIME BEST CAVALIERS SEASON PERFORMANCES

### TEAM

Points . . . . .	9,360	1979-80 (Avg. 114.1/game)
Field Goals Attempted . . . . .	8,074	1971-72 (Avg. 98.5/game)
Field Goals Made . . . . .	3,811	1979-80 (Avg. 46.5/game)
Field Goal Percentage . . . . .	50.2	1988-89
Free Throws Attempted . . . . .	2,554	1986-87 (Avg. 31.1/game)
Free Throws Made . . . . .	1,867	1984-85 (Avg. 22.8/game)
Free Throw Percentage . . . . .	80.5	1991-92
Three-Point Field Goals Attempted . . . . .	2,779	2016-17 (Avg. 33.9/game)
Three-Point Field Goals Made . . . . .	1,067	2016-17 (Avg. 13.0/game)
Three-Point Field Goal Percentage . . . . .	40.7	1989-90
Offensive Rebounds . . . . .	1,312	1976-77 (Avg. 16.0/game)
Defensive Rebounds . . . . .	2,821	2016-17 (Avg. 34.4/game)
Total Rebounds . . . . .	4,098	1971-72 (Avg. 50.0/game)
Assists . . . . .	2,349	1992-93 (Avg. 28.6/game)
Steals . . . . .	814	1997-98 (Avg. 9.93/game)
Blocked Shots . . . . .	621	1991-92 (Avg. 7.57/game)
Personal Fouls . . . . .	2,267	1985-86 (Avg. 27.6/game)
Disqualifications . . . . .	56	1982-83
Turnovers . . . . .	1,590	1986-87 (Avg. 19.4/game)
Fewest Turnovers per game . . . . .	12.7	2008-09
Scoring Average . . . . .	114.1	1979-80
Opponents Scoring Average . . . . .	85.6	1996-97

### INDIVIDUAL

Points . . . . .	2,478	LeBron James, 2005-06
Minutes Played . . . . .	3,388	LeBron James, 2004-05
Field Goals Attempted . . . . .	1,823	LeBron James, 2005-06
Field Goals Made . . . . .	875	LeBron James, 2005-06
Field Goal Percentage . . . . .	67.7	Jarrett Allen, 2021-22
Free Throws Attempted . . . . .	814	LeBron James, 2005-06
Free Throws Made . . . . .	601	LeBron James, 2005-06
Free Throw Percentage . . . . .	94.8	Mark Price, 1992-93
Three-Point Field Goals Attempted . . . . .	510	J.R. Smith, 2015-16
Three-Point Field Goals Made . . . . .	204	J.R. Smith, 2015-16
Three-Point Field Goal Percentage . . . . .	50.7	Steve Kerr, 1989-90
Offensive Rebounds . . . . .	306	Tristan Thompson, 2012-13
Defensive Rebounds . . . . .	666	Cliff Robinson, 1982-83
Total Rebounds . . . . .	891	Jim Brewer, 1975-76
Assists . . . . .	882	Andre Miller, 2001-02
Steals . . . . .	209	Ron Harper, 1986-87
Blocked Shots . . . . .	243	Larry Nance, 1991-92
Personal Fouls . . . . .	371	Shawn Kemp, 1999-00
Disqualifications . . . . .	17	James Edwards, 1981-82
Turnovers . . . . .	347	LeBron James, 2017-18
Scoring Average . . . . .	31.4	LeBron James, 2005-06

## ALL-TIME CAVALIERS TEAM STATISTICS

Year	GP	MIN	TOTAL			3-POINT			FTM	FTA	PCT
			FGM	FGA	PCT	GM	GA	PCT			
1970-71	82	19680	3299	7778	.424	—	—	—	1775	2380	.746
1971-72	82	19755	3458	8074	.428	—	—	—	1758	2390	.736
1972-73	82	19830	3431	7884	.435	—	—	—	1556	2084	.747
1973-74	82	19755	3420	7782	.439	—	—	—	1381	1788	.772
1974-75	82	19880	3408	7371	.462	—	—	—	1301	1753	.742
1975-76	82	19805	3497	7709	.454	—	—	—	1346	1827	.737
1976-77	82	19780	3451	7688	.449	—	—	—	1468	1993	.737
1977-78	82	19880	3496	7707	.454	—	—	—	1569	2116	.741
1978-79	82	19680	3556	7602	.468	—	—	—	1620	2103	.770
1979-80	82	19930	3811	8041	.474	36	187	.193	1702	2205	.772
1980-81	82	19780	3556	7609	.467	72	249	.289	1486	1909	.778
1981-82	82	19805	3405	7334	.464	25	137	.182	1628	2179	.747
1982-83	82	19755	3252	6995	.465	30	120	.250	1430	1984	.721
1983-84	82	19855	3362	7232	.465	43	164	.262	1619	2178	.743
1984-85	82	19780	3470	7364	.471	96	335	.287	1867	2491	.749
1985-86	82	19780	3478	7239	.480	132	391	.338	1748	2325	.752
1986-87	82	19755	3349	7122	.470	81	338	.240	1779	2554	.697
1987-88	82	19780	3313	6755	.490	127	336	.378	1813	2438	.744
1988-89	82	19755	3466	6904	.502	170	474	.359	1821	2438	.747
1989-90	82	19880	3214	6977	.461	346	851	.407	1637	2201	.744
1990-91	82	19830	3259	6857	.475	160	479	.334	1665	2176	.765
1991-92	82	19805	3427	7025	.488	253	708	.357	1819	2259	.805
1992-93	82	19830	3425	6887	.497	283	742	.381	1699	2119	.802
1993-94	82	19855	3133	6731	.465	294	813	.362	1736	2254	.770
1994-95	82	19930	2756	6255	.441	398	1033	.385	1507	1982	.760
1995-96	82	19830	2761	5998	.460	596	1582	.377	1355	1775	.763
1996-97	82	19855	2704	5972	.453	483	1284	.376	1282	1773	.723
1997-98	82	19830	2817	6207	.454	298	801	.372	1653	2187	.756
1998-99	50	12050	1562	3561	.439	182	534	.341	1016	1356	.749
1999-00	82	19855	2977	6734	.442	343	919	.373	1653	2205	.750
2000-01	82	19830	2890	6532	.442	220	659	.334	1561	2040	.765
2001-02	82	19855	2948	6582	.448	387	1026	.377	1529	1980	.772
2002-03	82	19830	2850	6746	.422	293	896	.327	1502	2012	.747
2003-04	82	19855	2922	6753	.433	247	786	.314	1528	2030	.753
2004-05	82	19855	2990	6687	.447	300	904	.332	1634	2174	.752
2005-06	82	19830	2908	6412	.454	497	1465	.339	1689	2318	.729
2006-07	82	19880	2978	66582	.447	494	1404	.352	1484	2134	.695
2007-08	82	19855	2937	6697	.439	552	1544	.358	1477	2061	.717
2008-09	82	19780	3022	6454	.468	656	1670	.393	1523	2012	.757
2009-10	82	19780	3101	6391	.485	602	1582	.381	1569	2180	.720
2010-11	82	19755	2886	6647	.434	509	1489	.342	1546	2075	.745
2011-12	66	15965	2261	5360	.422	440	1273	.346	1178	1645	.716
2012-13	82	19730	2993	6901	.434	547	1581	.346	1380	1826	.756
2013-14	82	19930	3036	6955	.437	584	1640	.356	1398	1861	.751
2014-15	82	19780	3089	6739	.458	826	2253	.367	1453	1934	.751
2015-16	82	19855	3171	6888	.460	880	2428	.362	1333	1783	.748
2016-17	82	19880	3275	6963	.470	1067	2779	.384	1431	1913	.748
2017-18	82	19730	3311	6950	.476	981	2636	.372	1488	1909	.779
2018-19	82	19755	3189	7184	.444	847	2388	.355	1342	1694	.792
2019-20	65	15725	2619	5715	.458	727	2070	.351	983	1296	.758
2020-21	72	17430	2778	6175	.450	729	2141	.340	1200	1614	.743
2021-22	82	19730	3255	6940	.469	953	2628	.363	1376	1810	.760
<b>52 Years</b>	<b>4189</b>	<b>1012185</b>	<b>162922</b>	<b>356723</b>	<b>.457</b>	<b>17786</b>	<b>49719</b>	<b>.358</b>	<b>79293</b>	<b>105723</b>	<b>.750</b>

## ALL-TIME CAVALIERS TEAM STATISTICS

Year	REBOUNDS				AST	PF	DQ	STL	BLK	PTS	AVG	HG
	OFF	DEF	TOT	AVG								
1970-71	—	—	3982	48.6	2065	2114	37	—	—	8373	102.1	125
1971-72	—	—	4098	50.0	2060	1936	23	—	—	8674	105.8	133
1972-73	—	—	4063	49.5	2106	1941	21	—	—	8418	102.7	136
1973-74	1275	2492	3767	45.9	2048	1925	22	598	293	8221	100.3	125
1974-75	1058	2502	3560	43.4	1903	1881	16	600	348	8117	99.0	129
1975-76	1192	2588	3780	46.1	1844	1871	10	638	397	8340	101.7	132
1976-77	1312	2563	3875	47.3	1845	1951	24	579	472	8370	102.1	130
1977-78	1187	2676	3863	47.1	1740	1832	15	692	455	8561	104.4	136
1978-79	1229	2256	3485	42.5	1796	2027	21	680	334	8732	106.5	127
1979-80	1307	2381	3688	45.0	2108	1934	18	764	342	9360	114.1	154
1980-81	1258	2243	3501	42.7	2007	1995	31	632	322	8670	105.7	132
1981-82	1190	2170	3360	41.0	1871	2193	35	634	356	8463	103.2	127
1982-83	1173	2414	3587	43.7	1738	2236	56	617	290	7964	97.1	132
1983-84	1213	2388	3601	43.9	1930	2206	38	630	375	8386	102.3	137
1984-85	1203	2445	3648	44.5	2096	2173	41	622	472	8903	108.6	135
1985-86	1086	2455	3541	43.2	2064	2267	37	627	436	8836	107.8	135
1986-87	1257	2420	3677	44.8	1912	1853	20	672	559	8558	104.4	129
1987-88	1015	2289	3304	40.3	2070	1836	20	733	526	8566	104.5	128
1988-89	1033	2475	3508	42.8	2260	1592	5	791	586	8923	108.8	142
1989-90	1128	2380	3508	42.8	2106	1666	16	645	512	8411	102.6	131
1990-91	1011	2329	3340	40.7	2240	1672	12	643	450	8343	101.7	125
1991-92	1041	2450	3491	42.6	2260	1556	8	616	621	8926	108.9	148
1992-93	929	2496	3425	41.8	2349	1580	10	615	536	8832	107.7	132
1993-94	1090	2353	3443	42.0	2049	1701	15	705	426	8296	101.2	127
1994-95	1045	2237	3282	40.0	1672	1694	11	630	349	7417	90.5	123
1995-96	867	2055	2922	35.6	1818	1685	14	674	340	7473	91.1	124
1996-97	909	2159	3068	37.4	1714	1882	16	655	315	7173	87.5	125
1997-98	955	2331	3286	40.1	1894	1939	29	814	419	7585	92.5	122
1998-99	472	1316	1788	35.8	1093	1208	13	452	203	4322	86.4	116
1999-00	1010	2499	3509	42.8	1941	2219	34	715	363	7950	97.0	127
2000-01	1015	2440	3455	42.1	1708	1904	6	642	436	7561	92.2	124
2001-02	968	2483	3451	42.1	1891	1752	24	572	470	7812	95.3	123
2002-03	1118	2542	3660	44.6	1712	1864	23	636	521	7495	91.4	133
2003-04	1118	2619	3737	45.6	1808	1743	8	585	537	7619	92.9	115
2004-05	1117	2352	3469	42.3	1851	1850	14	654	461	7914	96.5	114
2005-06	959	2511	3470	42.3	1560	1733	16	567	392	8002	97.6	124
2006-07	1039	2529	3568	43.5	1708	1781	13	625	353	7934	96.8	124
2007-08	1092	2563	3655	44.6	1640	1712	12	579	427	7903	96.4	132
2008-09	886	2574	3460	42.2	1663	1663	10	593	435	8223	100.3	126
2009-10	791	2692	3483	42.5	1835	1591	6	564	425	8373	102.1	126
2010-11	856	2449	3305	40.3	1720	1648	8	544	341	7827	95.5	126
2011-12	841	1949	2790	42.3	1308	1317	6	466	262	6140	93.0	118
2012-13	1004	2359	3363	41.0	1694	1737	13	647	334	7913	96.5	122
2013-14	989	2629	3618	44.1	1738	1640	6	579	304	8054	98.2	127
2014-15	910	2613	3523	43.0	1814	1510	4	603	340	8457	103.1	129
2015-16	873	2777	3650	44.5	1861	1666	4	551	317	8555	104.3	125
2016-17	766	2821	3587	43.7	1858	1486	8	539	327	9048	110.3	140
2017-18	694	2761	3455	42.1	1916	1523	1	582	312	9091	110.9	140
2018-19	879	2619	3498	42.7	1698	1642	11	534	195	8567	104.5	139
2019-20	704	2172	2876	44.2	1500	1188	1	447	211	6948	106.9	134
2020-21	751	2327	3078	42.8	1716	1308	7	559	325	7476	103.8	147
2021-22	837	2786	3623	44.2	2064	1433	7	580	343	8839	107.8	144
52 Years	49652	118929	180724	43.1	96862	92256	876	30321	19165	422914	101.0	154



## ALL-TIME OPPONENTS TEAM STATISTICS

Year	GP	MIN	TOTAL			3-POINT			GM	GA	PCT	FTM	FTA	PCT
			FGM	FGA	PCT	FGM	FGA	PCT						
1970-71	82	19680	3476	7480	.465	—	—	—	—	—	—	2337	3024	.773
1971-72	82	19755	3653	7537	.485	—	—	—	—	—	—	1994	2611	.764
1972-73	82	19830	3465	7673	.452	—	—	—	—	—	—	1707	2230	.765
1973-74	82	19755	3440	7342	.469	—	—	—	—	—	—	1696	2163	.784
1974-75	82	19880	3263	7243	.451	—	—	—	—	—	—	1621	2102	.771
1975-76	82	19805	3262	7188	.454	—	—	—	—	—	—	1610	2152	.748
1976-77	82	19780	3265	7268	.449	—	—	—	—	—	—	1748	2325	.752
1977-78	82	19880	3474	7620	.456	—	—	—	—	—	—	1574	2113	.745
1978-79	82	19680	3600	7150	.503	—	—	—	—	—	—	1837	2436	.754
1979-80	82	19930	3811	7610	.501	65	223	.291	1645	2150	.765	1645	2150	.765
1980-81	82	19780	3608	7174	.503	52	168	.310	1800	2395	.752	1800	2395	.752
1981-82	82	19805	3608	7044	.512	39	131	.298	1906	2529	.754	1906	2529	.754
1982-83	82	19755	3381	6911	.489	32	146	.219	1780	2396	.743	1780	2396	.743
1983-84	82	19855	3373	6930	.487	50	190	.263	1939	2541	.763	1939	2541	.763
1984-85	82	19780	3547	7415	.478	70	253	.277	1965	2554	.769	1965	2554	.769
1985-86	82	19780	3435	7239	.475	86	297	.290	2115	2758	.767	2115	2758	.767
1986-87	82	19755	3556	7441	.478	95	342	.278	1664	2209	.753	1664	2209	.753
1987-88	82	19780	3383	7101	.476	127	400	.318	1611	2044	.788	1611	2044	.788
1988-89	82	19755	3385	7346	.461	172	508	.339	1358	1748	.777	1358	1748	.777
1989-90	82	19880	3418	7135	.479	156	500	.312	1444	1898	.761	1444	1898	.761
1990-91	82	19830	3459	7117	.486	163	505	.323	1464	1916	.764	1464	1916	.764
1991-92	82	19805	3496	7435	.470	193	581	.332	1294	1683	.769	1294	1683	.769
1992-93	82	19830	3370	7229	.466	229	695	.329	1334	1742	.766	1334	1742	.766
1993-94	82	19855	3131	6741	.464	258	729	.354	1446	1967	.735	1446	1967	.735
1994-95	82	19930	2803	6083	.461	396	1108	.357	1364	1801	.757	1364	1801	.757
1995-96	82	19830	2674	5787	.462	513	1322	.388	1400	1844	.759	1400	1844	.759
1996-97	82	19855	2488	5638	.441	459	1230	.373	1587	2138	.742	1587	2138	.742
1997-98	82	19830	2689	6214	.433	341	992	.344	1642	2175	.755	1642	2175	.755
1998-99	50	12050	1597	3664	.436	236	675	.350	978	1316	.743	978	1316	.743
1999-00	82	19855	2983	6736	.443	420	1229	.342	1851	2385	.776	1851	2385	.776
2000-01	82	19830	2927	6582	.445	422	1155	.365	1633	2125	.768	1633	2125	.768
2001-02	82	19855	3053	6678	.457	473	1200	.394	1506	2014	.748	1506	2014	.748
2002-03	82	19830	3072	6786	.453	428	1197	.358	1712	2219	.772	1712	2219	.772
2003-04	82	19855	2956	6759	.437	431	1162	.371	1491	1990	.749	1491	1990	.749
2004-05	82	19855	2913	6444	.452	422	1122	.376	1601	2135	.750	1601	2135	.750
2005-06	82	19830	2949	6481	.455	459	1291	.356	1462	1970	.742	1462	1970	.742
2006-07	82	19880	2838	6337	.448	405	1231	.329	1539	2096	.734	1539	2096	.734
2007-08	82	19855	2939	6462	.455	506	1419	.357	1548	2070	.748	1548	2070	.748
2008-09	82	19780	2775	6444	.431	482	1447	.333	1459	1895	.770	1459	1895	.770
2009-10	82	19780	2935	6633	.442	524	1511	.347	1444	1907	.757	1444	1907	.757
2010-11	82	19755	3232	6804	.475	664	1614	.411	1438	1894	.759	1438	1894	.759
2011-12	66	15965	2536	5431	.467	448	1236	.362	1095	1464	.748	1095	1464	.748
2012-13	82	19730	3109	6527	.476	610	1639	.372	1469	1987	.739	1469	1987	.739
2013-14	82	19930	3097	6847	.452	765	2083	.367	1365	1803	.757	1365	1803	.757
2014-15	82	19780	3121	6850	.456	634	1848	.343	1214	1629	.745	1214	1629	.745
2015-16	82	19855	3019	6736	.448	647	1862	.347	1378	1855	.743	1378	1855	.743
2016-17	82	19880	3333	7284	.458	850	2353	.361	1271	1644	.773	1271	1644	.773
2017-18	82	19730	3429	7238	.474	956	2596	.368	1200	1588	.756	1200	1588	.756
2018-19	82	19755	3539	7148	.495	984	2590	.380	1293	1680	.770	1293	1680	.770
2019-20	65	15725	2851	5811	.491	804	2143	.375	955	1245	.767	955	1245	.767
2020-21	72	17430	3024	6245	.484	893	2334	.383	1143	1468	.779	1143	1468	.779
2021-22	82	19730	3236	7152	.452	960	2721	.353	1233	1592	.774	1233	1592	.774
<b>52 Years</b>	<b>4189</b>	<b>1012185</b>	<b>164976</b>	<b>354170</b>	<b>.466</b>	<b>17919</b>	<b>49978</b>	<b>.359</b>	<b>80160</b>	<b>105615</b>	<b>.759</b>	<b>80160</b>	<b>105615</b>	<b>.759</b>

## ALL-TIME OPPONENTS TEAM STATISTICS

Year	OFF	REBOUNDS		AVG	AST	PF	DQ	STL	BLK	PTS	AVG	HG
		DEF	TOT									
1970-71	—	—	4175	50.9	2307	1899	15	—	—	9289	113.3	141
1971-72	—	—	4034	49.2	2322	1937	24	—	—	9300	113.4	148
1972-73	—	—	4115	50.2	2311	1932	25	—	—	8637	105.3	132
1973-74	1137	2802	3939	48.0	2120	1853	27	630	343	8576	104.6	130
1974-75	1235	2694	3929	47.9	1746	1932	26	711	277	8147	99.4	131
1975-76	1134	2792	3926	47.9	1728	1860	17	610	325	8134	99.2	125
1976-77	1202	2711	3913	47.7	1736	1908	23	660	389	8278	101.0	133
1977-78	1214	2779	3993	48.7	1915	1952	16	690	446	8522	103.9	129
1978-79	1123	2587	3710	45.2	2062	2001	21	658	503	9037	110.2	139
1979-80	1230	2638	3868	47.2	2211	2030	30	708	490	9332	113.8	153
1980-81	1158	2499	3657	44.6	2166	1956	21	681	454	9068	110.6	140
1981-82	1125	2529	3654	44.6	2168	2071	17	655	480	9161	111.7	147
1982-83	974	2383	3357	40.9	2005	1830	14	621	431	8574	104.6	132
1983-84	983	2405	3388	41.3	2141	1906	21	579	395	8735	106.5	142
1984-85	1210	2451	3661	44.6	2215	2101	23	612	429	9129	111.3	144
1985-86	1131	2494	3625	44.2	2122	1945	23	711	364	9071	110.6	138
1986-87	1254	2396	3650	44.5	2056	2076	23	810	479	8871	108.2	134
1987-88	1159	2255	3414	41.6	1989	2021	26	692	449	8504	103.7	128
1988-89	1214	2283	3497	42.6	2043	1970	19	685	363	8300	101.2	127
1989-90	1134	2451	3585	43.7	2137	1893	19	680	379	8436	102.9	145
1990-91	1097	2398	3495	42.6	2150	1895	20	710	394	8545	104.2	128
1991-92	1236	2376	3612	44.0	2156	1874	9	649	417	8479	103.4	134
1992-93	1115	2379	3494	42.6	2109	1828	19	610	365	8303	101.3	122
1993-94	1059	2335	3394	41.4	2006	1797	12	628	461	7966	97.1	119
1994-95	851	2246	3097	37.8	1812	1770	14	556	433	7366	89.8	116
1995-96	874	2167	3041	37.1	1818	1667	9	504	336	7261	88.5	121
1996-97	845	2186	3031	37.0	1647	1748	16	549	350	7022	85.6	118
1997-98	948	2229	3177	38.7	1790	1904	21	707	455	7361	89.8	109
1998-99	591	1405	1996	39.9	1056	1198	14	392	282	4408	88.2	113
1999-00	1013	2586	3599	43.9	1942	2085	26	659	500	8237	100.5	136
2000-01	990	2400	3390	41.3	1880	1810	12	694	542	7909	96.5	120
2001-02	928	2382	3310	40.4	1989	1638	13	602	459	8085	98.6	128
2002-03	932	2491	3423	41.7	1972	1709	7	802	494	8284	101.0	140
2003-04	971	2475	3446	42.0	1783	1656	8	635	434	7834	95.5	126
2004-05	938	2324	3262	39.8	1737	1770	12	549	419	7849	95.7	128
2005-06	807	2421	3228	39.4	1666	1842	19	540	357	7819	95.4	120
2006-07	807	2461	3268	39.9	1649	1804	14	540	349	7620	92.9	118
2007-08	814	2500	3314	40.4	1721	1666	13	559	388	7932	96.7	124
2008-09	878	2310	3188	38.9	1568	1664	16	519	338	7491	91.4	123
2009-10	794	2366	3160	38.5	1661	1708	10	542	325	7838	95.6	118
2010-11	894	2676	3570	43.5	1984	1747	7	619	489	8566	104.5	129
2011-12	752	2073	2825	42.8	1527	1381	9	524	409	6615	100.2	125
2012-13	889	2563	3452	42.1	1963	1615	7	624	560	8297	101.2	124
2013-14	841	2648	3489	42.5	2037	1599	10	587	461	8324	101.5	127
2014-15	885	2487	3372	41.1	1974	1685	9	642	368	8090	98.7	127
2015-16	760	2604	3364	41.0	1756	1690	13	590	362	8063	98.3	132
2016-17	902	2724	3626	44.2	2024	1690	5	598	349	8787	107.2	135
2017-18	812	2766	3578	43.6	2122	1696	5	613	340	9014	109.9	148
2018-19	782	2835	3617	44.1	2107	1592	8	568	459	9355	114.1	148
2019-20	633	2154	2787	42.9	1699	1277	2	613	412	7461	114.8	143
2020-21	712	2437	3149	43.7	1828	1451	3	613	425	8084	112.3	141
2021-22	858	2657	3515	42.9	1978	1638	10	691	380	8665	105.7	132
<b>52 Years</b>	<b>47825</b>	<b>120210</b>	<b>180359</b>	<b>43.1</b>	<b>100611</b>	<b>93167</b>	<b>802</b>	<b>30621</b>	<b>20108</b>	<b>428031</b>	<b>102.2</b>	<b>153</b>

## CAVALIERS ALL-TIME LEADERS

### GAMES PLAYED

1. LeBron James	849
2. Zydrunas Ilgauskas	771
3. Danny Ferry	723
4. Bingo Smith	720
5. John Williams	661
6. Austin Carr	635
7. Tristan Thompson	619
8. Anderson Varejao	596
9. Mark Price	582
10. Brad Daugherty	548

### POINTS SCORED

1. LeBron James	23,119
2. Zydrunas Ilgauskas	10,616
3. Brad Daugherty	10,389
4. Austin Carr	10,265
5. Mark Price	9,543
6. Bingo Smith	9,513
7. John Williams	8,504
8. Kyrie Irving	8,232
9. Kevin Love	7,316
10. Larry Nance	7,257

### SCORING AVERAGE (Min. 120 games)

1. LeBron James	27.2
2. World B. Free	23.0
3. Kyrie Irving	21.6
4. Collin Sexton	20.0
5. Ron Harper	19.4
6. Mike Mitchell	19.3
7. Brad Daugherty	19.0
8. Shawn Kemp	18.5
9. Lenny Wilkens	18.5
10. Cliff Robinson	17.7

### FIELD GOALS MADE

1. LeBron James	8,369
2. Austin Carr	4,272
3. Bingo Smith	4,182
4. Zydrunas Ilgauskas	4,045
5. Brad Daugherty	3,823
6. Mark Price	3,429
7. John Williams	3,198
8. Kyrie Irving	3,009
9. Larry Nance	2,945
10. Campy Russell	2,480

### FIELD GOALS ATTEMPTED

1. LeBron James	17,022
2. Austin Carr	9,480
3. Bingo Smith	9,256
4. Zydrunas Ilgauskas	8,523
5. Brad Daugherty	7,189
6. Mark Price	7,165
7. John Williams	6,633
8. Kyrie Irving	6,588
9. Larry Nance	5,559
10. Kevin Love	5,548

### FIELD GOAL % (Min 600 FGM)

1. Jarrett Allen	.648
2. Mark West	.553
3. Brad Daugherty	.532
4. Larry Nance	.530
5. Carlos Boozer	.528
6. Tyrone Hill	.521
7. Tristan Thompson	.518
8. Larry Nance Jr.	.517
9. Melvin Turpin	.516
10. Roy Hinson	.516

### FREE THROWS MADE

1. LeBron James	5,130
2. Brad Daugherty	2,741
3. Zydrunas Ilgauskas	2,495
4. John Williams	2,106
5. Mark Price	1,883
6. Austin Carr	1,719
7. Campy Russell	1,627
8. Kevin Love	1,505
9. Kyrie Irving	1,491
10. World B. Free	1,406

### FREE THROWS ATTEMPTED

1. LeBron James	6,998
2. Brad Daugherty	3,670
3. Zydrunas Ilgauskas	3,197
4. John Williams	2,884
5. Austin Carr	2,127
6. Campy Russell	2,113
7. Mark Price	2,078
8. Tristan Thompson	1,871
9. Phil Hubbard	1,858
10. World B. Free	1,835

### FREE THROW % (Minimum 150 Made)

1. Mark Price	.906
2. Mo Williams	.891
3. Darius Garland	.876
4. Kyrie Irving	.873
5. Terrell Brandon	.868
6. Jeff Green	.868
7. C.J. Miles	.863
8. Derek Anderson	.860
9. James Silas	.860
10. Terry Furlow	.853

### 3-PT. FIELD GOALS MADE (Commencing w/79-80)

1. LeBron James	1,251
2. Kevin Love	1,027
3. Mark Price	802
4. Kyrie Irving	723
5. J.R. Smith	585
6. Daniel Gibson	578
7. Wesley Person	550
8. Danny Ferry	543
9. Cedi Osman	512
10. Mo Williams	414

### 3-PT. FIELD GOALS ATTEMPTED (Commencing w/79-80)

1. LeBron James	3,713
2. Kevin Love	2,720
3. Mark Price	1,960
4. Kyrie Irving	1,887
5. J.R. Smith	1,537
6. Cedi Osman	1,465
7. Daniel Gibson	1,419
8. Danny Ferry	1,409
9. Wesley Person	1,303
10. Mo Williams	1,029

### 3-PT. FIELD GOAL % (Min. 50 3-Pt. FGM) (Commencing w/79-80)

1. Steve Kerr	.472
2. Kyle Korver	.454
3. Wesley Person	.422
4. Mark Price	.409
5. Daniel Gibson	.407
6. Mo Williams	.402
7. Bobby Phills	.399
8. Lamond Murray	.393
9. Damon Jones	.392
10. Channing Frye	.392

## CAVALIERS ALL-TIME LEADERS (CONTINUED)

### OFFENSIVE REBOUNDS (Commencing w/73-74)

1. Zydrunas Ilgauskas	2,336
2. Tristan Thompson	2,115
3. John Williams	1,620
4. Anderson Varejao	1,486
5. Jim Brewer	1,292
6. Brad Daugherty	1,207
7. Larry Nance	1,067
8. Phil Hubbard	1,051
9. Jim Chones	1,040
10. LeBron James	1,034

### ASSISTS

1. LeBron James	6,228
2. Mark Price	4,206
3. John Bagley	2,311
4. Terrell Brandon	2,235
5. Kyrie Irving	2,115
Foots Walker	2,115
7. Brad Daugherty	2,028
8. Andre Miller	2,015
9. Austin Carr	1,820
10. Craig Ehlo	1,803

### STEALS (Commencing w/73-74)

1. LeBron James	1,376
2. Mark Price	734
3. Foots Walker	722
4. Craig Ehlo	661
5. Terrell Brandon	621
6. John Williams	587
7. Ron Harper	530
8. Anderson Varejao	529
9. Kyrie Irving	504
10. John Bagley	474

### DEFENSIVE REBOUNDS (Commencing w/73-74)

1. LeBron James	5,156
2. Brad Daugherty	4,020
3. Zydrunas Ilgauskas	3,568
4. Kevin Love	3,482
5. Tristan Thompson	3,278
6. John Williams	3,049
7. Anderson Varejao	2,968
8. Jim Chones	2,750
9. Larry Nance	2,494
10. Jim Brewer	2,259

### PERSONAL FOULS

1. Zydrunas Ilgauskas	2,591
2. Bingo Smith	1,752
3. John Williams	1,720
4. Danny Ferry	1,670
5. LeBron James	1,617
6. Anderson Varejao	1,582
7. Brad Daugherty	1,466
8. Tristan Thompson	1,438
9. Phil Hubbard	1,378
10. Austin Carr	1,341

### BLOCKED SHOTS (Commencing w/73-74)

1. Zydrunas Ilgauskas	1,269
2. John Williams	1,200
3. Larry Nance	1,087
4. LeBron James	695
5. Jim Chones	450
6. Tristan Thompson	447
7. Roy Hinson	430
8. Anderson Varejao	399
9. Brad Daugherty	397
10. Jim Brewer	353

### TURNOVERS (Commencing w/77-78)

1. LeBron James	2,973
2. Brad Daugherty	1,511
3. Mark Price	1,457
Zydrunas Ilgauskas	1,457
5. John Williams	1,038
6. Kyrie Irving	1,031
7. John Bagley	897
8. Phil Hubbard	862
9. Craig Ehlo	833
10. Terrell Brandon	818

### TOTAL REBOUNDS

1. LeBron James	6,190
2. Zydrunas Ilgauskas	5,904
3. Tristan Thompson	5,393
4. Brad Daugherty	5,227
5. John Williams	4,669
6. Anderson Varejao	4,454
7. Kevin Love	4,213
8. Jim Chones	3,790
9. Larry Nance	3,561
10. Jim Brewer	3,551

### DISQUALIFICATIONS

1. Zydrunas Ilgauskas	37
2. Phil Hubbard	33
3. Roy Hinson	31
4. Shawn Kemp	30
5. Tyrone Hill	25
6. James Edwards	20
Mark West	20
8. Jim Chones	18
Bingo Smith	18
10. Bill Laimbeer	17

### MINUTES PLAYED

1. LeBron James	33,130
2. Zydrunas Ilgauskas	21,820
3. John Williams	20,802
4. Brad Daugherty	20,029
5. Bingo Smith	19,221
6. Austin Carr	19,003
7. Mark Price	18,127
8. Tristan Thompson	17,373
9. Danny Ferry	15,045
10. Larry Nance	14,966

## CAVALIERS YEAR-BY-YEAR LEADERS

Season	Games	Minutes	FGM	FGA	FG%
1970-71	Warren, Wesley (82)	Warren (2610)	Wesley (565)	Wesley (1241)	Wesley (.455)
1971-72	3 tied with 82	Johnson (3041)	Johnson (557)	Johnson (1286)	Beard (.464)
1972-73	A. Carr, Johnson (82)	A. Carr (3097)	A. Carr (702)	A. Carr (1575)	Wilkins (.449)
1973-74	Brewer, B. Smith (82)	A. Carr (3100)	A. Carr (748)	A. Carr (1682)	Wilkins (.465)
1974-75	3 tied with 82	Clemons (2691)	B. Smith (585)	B. Smith (1212)	Snyder (.504)
1975-76	5 tied with 82	Brewer (2913)	Chones (563)	Chones (1258)	Snyder (.501)
1976-77	3 tied with 82	Brewer (2672)	A. Carr (558)	A. Carr (1221)	Chones (.463)
1977-78	3 tied with 82	Chones (2906)	Chones (525)	Russell (1168)	E. Smith (.497)
1978-79	A. Carr, Chones (82)	Russell (2859)	Russell (603)	Russell (1268)	Mitchell (.513)
1979-80	3 tied with 82	Mitchell (2802)	Mitchell (775)	Mitchell (1482)	Mitchell (.523)
1980-81	3 tied with 82	Mitchell (3194)	Mitchell (853)	Mitchell (1741)	K. Carr (.511)
1981-82	Huston (78)	Edwards (2539)	Edwards (528)	Edwards (1033)	Edwards (.511)
1982-83	Hubbard (82)	Huston (2716)	Robinson (587)	Robinson (1230)	Hubbard (.482)
1983-84	Thompson (82)	Robinson (2402)	Free (626)	Free (1407)	Hubbard (.511)
1984-85	Bagley (81)	Bagley (2401)	Free (609)	Free (1328)	Turpin (.511)
1985-86	Hinson (82)	Hinson (2834)	Free (652)	Free (1433)	Turpin (.544)
1986-87	Harper (82)	Harper (3064)	Harper (734)	Harper (1614)	West (.543)
1987-88	Price (80)	Daugherty (2957)	Daugherty (551)	Daugherty (1081)	Daugherty (.510)
1988-89	4 tied with 82	Harper (2851)	Harper (587)	Harper (1149)	Nance (.539)
1989-90	Williams (82)	Ehlo (2894)	Williams (528)	Williams (1070)	Nance (.511)
1990-91	Ehlo (82)	Daugherty (2946)	Nance (635)	Nance (1211)	Nance (.524)
1991-92	Brandon (82)	Nance (2880)	Daugherty (576)	Daugherty (1010)	Daugherty (.570)
1992-93	Brandon, Ehlo (82)	Nance (2753)	Nance (533)	Price (986)	Daugherty (.571)
1993-94	Wilkins (82)	Wilkins (2768)	Price (480)	Price (1005)	Hill (.543)
1994-95	Cage, Ferry (82)	Mills (2814)	Williams (366)	Mills (855)	Hill (.504)
1995-96	Cage, Ferry, Majerle (82)	Mills (3060)	Brandon (510)	Brandon (1096)	Cage (.556)
1996-97	Ferry, Sura (82)	Mills (3167)	Brandon (575)	Brandon (1313)	<b>Hill (.600)</b>
1997-98	3 tied with 82	Person (3198)	Kemp (518)	Kemp (1164)	Ilgauskas (.518)
1998-99	4 tied with 82	Henderson (1517)	Kemp (277)	Kemp (575)	Kemp (.482)
1999-00	DeClercq, Kemp, Miller (82)	Kemp (2492)	Kemp (484)	Kemp (1160)	DeClercq (.508)
2000-01	Miller, Weatherspoon (82)	Miller (2848)	Miller (452)	Miller (999)	Weatherspoon (.501)
2001-02	R. Davis (82)	Miller (3023)	Miller (474)	Miller (1045)	Person (.495)
2002-03	Boozer, Ilgauskas (81)	R. Davis (3131)	R. Davis (602)	R. Davis (1470)	Boozer (.536)
2003-04	Ollie (82)	James (3122)	James (622)	James (1492)	Boozer (.523)
2004-05	Gooden (82)	<b>James (3388)</b>	James (795)	James (1684)	Varejao (.513)
2005-06	Jones, Snow (82)	James (3361)	<b>James (875)</b>	<b>James (1823)</b>	Gooden (.512)
2006-07	Snow (82)	James (3190)	James (772)	James (1621)	Ilgauskas (.485)
2007-08	D. Brown (78)	James (3027)	James (794)	James (1642)	James (.484)
2008-09	3 tied with 82	James (3054)	James (789)	James (1613)	Varejao (.536)
2009-10	Hickson, Parker (81)	James (2966)	James (768)	James (1528)	Varejao (.572)
2010-11	Sessions (81)	Hickson (2256)	Hickson (429)	Hickson (936)	Hollins (.598)
2011-12	Casspi, Jamison (65)	Jamison (2149)	Jamison (421)	Jamison (1044)	Erden (.527)
2012-13	Gee, Thompson (82)	Thompson (2564)	Irving (484)	Irving (1070)	Livingston (.507)
2013-14	Thompson (82)	Thompson (2594)	Irving (532)	Irving (1237)	Zeller (.538)
2014-15	Thompson (82)	Irving (2730)	James (624)	James (1279)	Mozgov (.590)
2015-16	Thompson (82)	James (2709)	James (737)	James (1416)	Thompson (.588)
2016-17	Jefferson (79)	James (2795)	James (736)	James (1420)	Thompson (.600)
2017-18	James (82)	James (3026)	James (857)	James (1580)	Thompson (.562)
2018-19	Sexton (82)	Sexton (2605)	Clarkson (529)	Sexton (1206)	Zizic (.553)
2019-20	Osman, Sexton (65)	Sexton (2143)	Sexton (513)	Sexton (1086)	Zizic (.569)
2020-21	Okoro (67)	Okoro (2173)	Sexton (525)	Sexton (1105)	Allen (.609)
2021-22	Love (74)	Garland (2,430)	Garland (542)	Garland (1,173)	Allen (.677)

## CAVALIERS YEAR-BY-YEAR LEADERS (CONTINUED)

Season	3 PT. FGM	3 PT. FGA	3 PT. FG% (Min. 25 Made)	FTM	FTA	FT% (Min. 100 Made)
1970-71	---	---	---	Wesley (325)	Wesley (473)	Warren (.829)
1971-72	---	---	---	Johnson (277)	Roberson (366)	C. Davis (.840)
1972-73	---	---	---	Wilkins (394)	Wilkins (476)	Wilkins (.828)
1973-74	---	---	---	Wilkins (289)	Wilkins (361)	A. Carr (.856)
1974-75	---	---	---	D. Davis (176)	D. Davis (245)	Snyder (.846)
1975-76	---	---	---	Russell (266)	Russell (344)	Snyder (.824)
1976-77	---	---	---	Russell (288)	Russell (370)	Snyder (.852)
1977-78	---	---	---	Russell (352)	Russell (469)	Frazier (.850)
1978-79	---	---	---	Russell (417)	Russell (523)	A. Carr (.816)
1979-80	W. Smith (17)	W. Smith (71)	---	Robisch (277)	Mitchell (343)	Robisch (.842)
1980-81	Bratz (57)	Bratz (169)	Bratz (.337)	Mitchell (302)	K. Carr (409)	Phegley (.839)
1981-82	Brewer, Wedman (5)	Wedman (23)	---	Edwards (246)	Edwards (339)	Silas (.860)
1982-83	Free (15)	Free (42)	---	Free (324)	Free (434)	Free (.747)
1983-84	Free (22)	Free (69)	---	Free (395)	Free (504)	Bagley (.793)
1984-85	Free (71)	Free (193)	Free (.368)	Hubbard (371)	Hubbard (494)	J. Davis (.850)
1985-86	Free (71)	Free (169)	Free (.420)	Free (379)	Hinson (506)	Turpin (.811)
1986-87	Bagley (31)	Bagley (103)	Bagley (.301)	Harper (386)	Harper (564)	Bagley (.831)
1987-88	Price (72)	Price (148)	Price (.486)	Daugherty (378)	Daugherty (528)	Price (.877)
1988-89	Price (93)	Price (211)	Price (.411)	Daugherty (386)	Daugherty (524)	Price (.901)
1989-90	Price (152)	Price (374)	<b>Kerr (.507)</b>	Williams (325)	Williams (440)	Price (.888)
1990-91	Ehlo (49)	Ehlo (149)	Kerr (.452)	Daugherty (435)	Daugherty (579)	Valentine (.831)
1991-92	Price (101)	Price (261)	Kerr (.432)	Daugherty (414)	Daugherty (533)	Price (.947)
1992-93	Price (122)	Price (293)	Price (.416)	Daugherty (391)	Daugherty (492)	<b>Price (.948)</b>
1993-94	Price (118)	Price (297)	Price (.397)	Daugherty (256)	Daugherty (326)	Price (.888)
1994-95	Price (103)	Price (253)	Price (.407)	Hill (263)	Hill (397)	Price (.914)
1995-96	Majerle (146)	Majerle (414)	Phills (.441)	Brandon (338)	Brandon (381)	Brandon (.887)
1996-97	Ferry (114)	Ferry (284)	Ferry (.401)	Brandon (268)	Hill (381)	Brandon (.902)
1997-98	Person (192)	Person (447)	Person (.430)	Kemp (404)	Kemp (556)	Anderson (.873)
1998-99	Person (75)	Person (200)	Ferry (.392)	Kemp (307)	Kemp (389)	Anderson (.836)
1999-00	Sura (122)	Sura (332)	Ferry (.440)	Kemp (493)	Kemp (635)	Kemp (.776)
2000-01	Murray (61)	Murray (165)	Langdon (.411)	Miller (375)	Miller (450)	Miller (.833)
2001-02	Person (143)	Person (322)	Person (.444)	Miller (365)	Miller (447)	Murray (.817)
2002-03	Jones (111)	Jones (314)	R. Davis (.363)	Ilgauskas (400)	Ilgauskas (512)	Wagner (.800)
2003-04	James (63)	James (217)	Brown (.384)	James (347)	James (460)	Ollie (.835)
2004-05	James (108)	James (308)	Pavlovic (.385)	James (477)	James (636)	McInnis (.813)
2005-06	Jones (140)	Marshall (395)	Jones (.377)	James (601)	James (814)	Ilgauskas (.834)
2006-07	James (99)	James (313)	Gibson (.419)	James (489)	James (701)	Ilgauskas (.807)
2007-08	Gibson (118)	James (359)	Gibson (.440)	James (549)	<b>James (771)</b>	Ilgauskas (.802)
2008-09	M. Williams (183)	M. Williams (420)	M. Williams (.436)	<b>James (594)</b>	James (762)	M. Williams (.912)
2009-10	M. Williams (159)	James (387)	Gibson (.477)	James (593)	James (773)	M. Williams (.894)
2010-11	Gibson (118)	Gibson (293)	Gibson (.403)	Sessions (348)	Sessions (423)	Sessions (.823)
2011-12	Jamison (91)	Jamison (267)	Sessions (.419)	Jamison (185)	Jamison (271)	Irving (.872)
2012-13	Miles (126)	Miles (328)	Irving (.391)	Irving (248)	Thompson (291)	Irving (.855)
2013-14	Irving (123)	Irving (344)	Hawes (.448)	Irving (291)	Thompson (339)	Irving (.861)
2014-15	Irving (157)	Love (392)	Irving (.415)	James (375)	James (528)	Irving (.863)
2015-16	<b>Smith (204)</b>	<b>Smith (510)</b>	Dellavedova (.410)	James (359)	James (491)	Irving (.885)
2016-17	Irving (177)	Irving (441)	Korver (.485)	James (358)	James (531)	Irving (.905)
2017-18	Korver (164)	James (406)	Calderon (.464)	James (388)	James (531)	Love (.880)
2018-19	Clarkson (144)	Clarkson (445)	Korver (.463)	Sexton (214)	Sexton (255)	Hood (.912)
2019-20	Love (146)	(Love (390)	Osman (.383)	Sexton (226)	Sexton (267)	Clarkson (.884)
2020-21	Garland (105)	Osman (324)	Prince (.415)	Sexton (312)	Sexton (383)	Garland (.848)
2021-22	Love (187)	Love (477)	Love (.392)	Garland (215)	Mobley (252)	Garland (.892)

## CAVALIERS YEAR-BY-YEAR LEADERS (CONTINUED)

Season	Off. Rebounds	Def. Rebounds	Total Rebounds	Assists	Fouls	DQs
1970-71	---	---	Wesley (713)	Warren (347)	Warren (299)	Warren (13)
1971-72	---	---	Roberson (801)	Beard (456)	Johnson (268)	Roberson (7)
1972-73	---	---	Roberson (693)	Wilkens (628)	D. Davis (297)	D. Davis, Roberson (5)
1973-74	Patterson (223)	D. Davis (470)	D. Davis (644)	Wilkens (522)	D. Davis (291)	D. Davis (6)
1974-75	Brewer (205)	Chones (521)	Chones (677)	Clemons (381)	D. Davis (254)	Chones (5)
1975-76	Brewer (298)	Brewer (593)	<b>Brewer (891)</b>	Clemons (428)	Chones (251)	Russell (5)
1976-77	Brewer (275)	Brewer (487)	Brewer (762)	Clemons (308)	Chones (258)	Five players (3)
1977-78	Chones (219)	Chones (625)	Chones (844)	Walker (453)	E. Smith (241)	Chones, E. Smith (4)
1978-79	Chones (260)	Chones (582)	Chones (842)	Russell (348)	Chones (278)	Mitchell (4)
1979-80	Robisch (225)	Robisch (433)	Robisch (658)	Walker (607)	Mitchell (259)	Lambert, Mitchell (4)
1980-81	Laimbeer (266)	K. Carr (575)	K. Carr (835)	Bratz (452)	Laimbeer (332)	Laimbeer (14)
1981-82	Edwards (189)	Edwards (392)	Edwards (581)	Huston (590)	Edwards (347)	<b>Edwards (17)</b>
1982-83	Hubbard (222)	<b>Robinson (666)</b>	Robinson (856)	Huston (487)	Robinson (272)	Hubbard (11)
1983-84	Hinson (175)	Robinson (597)	Robinson (753)	Huston (413)	Hinson (306)	Hinson (11)
1984-85	Hubbard (214)	Hinson (410)	Hinson (596)	Bagley (697)	Hinson (311)	Hinson (13)
1985-86	Turpin (182)	Hinson (472)	Hinson (639)	Bagley (735)	Hinson (316)	Lee (9)
1986-87	Williams (222)	Daugherty (495)	Daugherty (647)	Harper (394)	Daugherty (248)	Hubbard (6)
1987-88	Williams (159)	Daugherty (514)	Daugherty (665)	Price (480)	Daugherty (235)	Harper, Nance (3)
1988-89	Williams (173)	Daugherty (551)	Daugherty (718)	Price (631)	Sanders (230)	Sanders (2)
1989-90	Williams (220)	Williams (443)	Williams (663)	Price (666)	Ehlo (226)	Nance, Rollins (3)
1990-91	Nance (201)	Daugherty (653)	Daugherty (830)	Ehlo (376)	Ferry (230)	Nance (3)
1991-92	Williams (228)	Daugherty (569)	Daugherty (760)	Price (535)	Nance (200)	Nance, Williams (2)
1992-93	Nance (184)	Daugherty (562)	Daugherty (726)	Price (602)	Nance (223)	Nance (3)
1993-94	Williams (207)	Daugherty (380)	Williams (575)	Price (589)	Mills (232)	Hill (5)
1994-95	Hill (269)	Hill (496)	Hill (765)	Brandon (363)	Hill (245)	Hill (4)
1995-96	Cage (288)	Cage (441)	Cage (729)	Brandon (487)	Mills (241)	Three players (3)
1996-97	Hill (259)	Hill (477)	Hill (736)	Brandon (490)	Hill (268)	Hill (6)
1997-98	Ilgauskas (279)	Kemp (526)	Kemp (745)	Knight (656)	Kemp (310)	Kemp (15)
1998-99	Kemp (131)	Kemp (257)	Kemp (388)	Knight (302)	Kemp (159)	Five players (2)
1999-00	Kemp (231)	Kemp (494)	Kemp (725)	Miller (476)	<b>Kemp (371)</b>	Kemp (13)
2000-01	Weatherspoon (223)	Weatherspoon (573)	Weatherspoon (796)	Miller (657)	Miller (229)	Traylor (3)
2001-02	Ilgauskas (136)	Jones (365)	Jones (490)	<b>Miller (882)</b>	Mihm (260)	Mihm (7)
2002-03	Ilgauskas (240)	Boozler (407)	Ilgauskas (611)	R. Davis (436)	Ilgauskas (274)	Hill, Ilgauskas, Diop (4)
2003-04	Ilgauskas (279)	Boozler (627)	Boozler (857)	James (465)	Ilgauskas (277)	Three players (2)
2004-05	Ilgauskas (299)	Gooden (546)	Gooden (753)	James (577)	Ilgauskas (313)	Ilgauskas (7)
2005-06	Ilgauskas (245)	James (481)	Gooden (665)	James (521)	Ilgauskas (280)	Ilgauskas (5)
2006-07	Gooden (263)	James (443)	Gooden (681)	James (470)	Varejao (269)	Ilgauskas (4)
2007-08	Ilgauskas (263)	James (459)	Ilgauskas(682)	James (539)	Ilgauskas (247)	Ilgauskas (4)
2008-09	Varejao (166)	James (507)	James (613)	James (587)	Varejao (239)	Pavlovic (4)
2009-10	Varejao (189)	James (483)	Varejao (578)	James (651)	Varejao (223)	Varejao (2)
2010-11	Hickson (217)	Hickson (478)	Hickson (695)	Sessions (419)	Hickson (215)	Gibson, Hollins (3)
2011-12	T. Thompson (187)	Jamison (285)	Jamison (408)	Irving (275)	Jamison (164)	Samuels (2)
2012-13	<b>Thompson (306)</b>	Thompson (467)	Thompson (773)	Irving (350)	Zeller (251)	Zeller (5)
2013-14	Thompson (269)	Thompson (485)	Thompson (754)	Irving (433)	Thompson (188)	Varejao (2)
2014-15	Thompson (274)	Love (589)	Love (731)	James (511)	Thompson (189)	Four players (1)
2015-16	Thompson (268)	Love (613)	Love (762)	James (514)	Smith (204)	Four players (1)
2016-17	Thompson (286)	James (542)	Thompson (715)	James (646)	Thompson (176)	Jefferson, Love (3)
2017-18	Thompson (126)	James (612)	James (709)	James (747)	Smith (161)	Love (1)
2018-19	Thompson (173)	Nance Jr. (384)	Nance Jr. (552)	Sexton (243)	Osman (195)	Osman (3)
2019-20	Thompson (226)	Love (493)	Thompson (577)	Garland (229)	Osman (160)	Thompson (1)
2020-21	Allen (158)	Allen (348)	Allen (506)	Garland (329)	Okoro (185)	McGee, Okoro (2)
2021-22	Allen (192)	Love (449)	Allen (602)	Garland (583)	Okoro (164)	Markkanen (3)



## CAVALIERS YEAR-BY-YEAR LEADERS (CONTINUED)

Season	Steals	Turnovers	Blocks	Points	Scoring Avg.
1970-71	---	---	---	Wesley (1455)	Wesley (17.7)
1971-72	---	---	---	Johnson (1391)	Johnson (17.0)
1972-73	---	---	---	A. Carr (1685)	A. Carr (20.5)
1973-74	Wilkens (97)	---	D. Davis (74)	A. Carr (1775)	A. Carr (21.9)
1974-75	Clemons (84)	---	Chones (120)	B. Smith (1302)	B. Smith (15.9)
1975-76	Clemons (124)	---	Chones (93)	Chones (1298)	Chones (15.8)
1976-77	Brewer (94)	---	Brewer (82)	A. Carr (1329)	Russell (16.5)
1977-78	Walker (176)	Russell (206)	E. Smith (176)	Russell (1398)	Russell (19.4)
1978-79	Walker (130)	Russell (259)	Chones (102)	Russell (1623)	Russell (21.9)
1979-80	Walker (155)	R. Smith (200)	Mitchell (77)	Mitchell (1820)	Mitchell (22.2)
1980-81	Bratz (136)	K. Carr (236)	Laimbeer (78)	Mitchell (2012)	Mitchell (24.5)
1981-82	Wilkerson (92)	Huston (172)	Edwards (117)	Edwards (1288)	R. Brewer (19.4)
1982-83	Hubbard (87)	Robinson (223)	Robinson (58)	Robinson (1387)	Free (24.2)
1983-84	Free (94)	Robinson (187)	Hinson (145)	Free (1669)	Free (22.3)
1984-85	Bagley (129)	Bagley (207)	Hinson (173)	Free (1597)	Free (22.5)
1985-86	Bagley (122)	Bagley (239)	Hinson (112)	Free (1754)	Free (22.9)
1986-87	<b>Harper (209)</b>	Harper (345)	Williams (167)	Harper (1874)	Harper (22.9)
1987-88	Harper (122)	Daugherty (267)	Williams (145)	Daugherty (1480)	Daugherty (18.9)
1988-89	Harper (185)	Daugherty, Harper (230)	Nance (206)	Harper (1526)	Daugherty (18.9)
1989-90	Ehlo (126)	Price (214)	Williams (167)	Price (1430)	Price (19.6)
1990-91	Ehlo (121)	Daugherty (211)	Nance (200)	Daugherty (1645)	Daugherty (21.6)
1991-92	Price (94)	Daugherty (185)	<b>Nance (243)</b>	Daugherty (1566)	Daugherty (21.5)
1992-93	Ehlo (104)	Price (196)	Nance (198)	Daugherty (1432)	Daugherty (20.2)
1993-94	Wilkins (105)	Price (189)	Williams (130)	Price (1316)	Price (17.3)
1994-95	Phills (115)	Hill (151)	Williams (101)	Mills (986)	Price (15.8)
1995-96	Brandon (132)	Brandon (142)	Cage (79)	Brandon (1449)	Brandon (19.3)
1996-97	Brandon (138)	Sura (181)	West (55)	Brandon (1519)	Brandon (19.5)
1997-98	Knight (196)	Kemp (271)	Ilgauskas (135)	Kemp (1442)	Kemp (18.0)
1998-99	Knight (70)	Kemp (127)	Kemp (45)	Kemp (862)	Kemp (20.5)
1999-00	Knight (107)	Kemp (291)	Kemp (96)	Kemp (1463)	Kemp (17.8)
2000-01	Miller (119)	Miller (265)	Weatherspoon (105)	Miller (1296)	Miller (15.8)
2001-02	Miller (126)	Miller (245)	Mihm (89)	Miller (1335)	Murray (16.6)
2002-03	R. Davis (125)	R. Davis (277)	Ilgauskas (152)	R. Davis (1626)	R. Davis (20.6)
2003-04	James (130)	James (273)	Ilgauskas (201)	James (1654)	James (20.9)
2004-05	James (177)	James (262)	Ilgauskas (165)	James (2175)	James (27.2)
2005-06	James (123)	James (260)	Ilgauskas (136)	<b>James (2478)</b>	<b>James (31.4)</b>
2006-07	James (125)	James (250)	Ilgauskas (98)	James (2132)	James (27.3)
2007-08	James (138)	James (255)	Ilgauskas (120)	James (2250)	James (30.0)
2008-09	James (137)	James (241)	James (93)	James (2304)	James (28.4)
2009-10	James (125)	James (261)	James (77)	James (2258)	James (29.7)
2010-11	Parker (67)	Sessions (178)	Hickson (54)	Hickson (1105)	Jamison (18.0)
2011-12	Gee (83)	Irving (160)	T. Thompson (62)	Jamison (1118)	Irving (18.5)
2012-13	Gee (107)	Irving (191)	Thompson (71)	Irving (1325)	Irving (22.5)
2013-14	Irving (108)	Irving (190)	Varejao (39)	Irving (1478)	Irving (20.8)
2014-15	Irving (114)	James (272)	Thompson (61)	James (1743)	James (25.3)
2015-16	James (104)	James (249)	Mozgov (57)	James (1920)	James (25.3)
2016-17	James (92)	James (303)	Thompson (84)	James (1954)	James (26.4)
2017-18	James (116)	<b>James (347)</b>	James (71)	James (2251)	James (27.5)
2018-19	Nance Jr. (100)	Sexton (185)	Nance Jr. (40)	Sexton (1371)	Love (17.0)
2019-20	Sexton (65)	Sexton (158)	Thompson (50)	Sexton (1349)	Sexton (20.8)
2020-21	Garland (66)	Sexton (167)	Allen (71)	Sexton (1460)	Sexton (24.3)
2021-22	Garland (89)	Garland (248)	Mobley (115)	Garland (1473)	Garland (21.7)

## BEST INDIVIDUAL CAVALIERS SEASON

MINUTES			POINTS SCORED			SCORING AVERAGE		
1. LeBron James	3388	04-05	1. LeBron James	2478	05-06	1. LeBron James	31.4	05-06
2. LeBron James	3361	05-06	2. LeBron James	2304	08-09	2. LeBron James	30.0	07-08
3. Wesley Person	3198	97-98	3. LeBron James	2258	09-10	3. LeBron James	29.7	09-10
4. Mike Mitchell	3194	80-81	4. LeBron James	2251	17-18	4. LeBron James	28.4	08-09
5. LeBron James	3190	06-07	5. LeBron James	2250	07-08	5. LeBron James	27.5	17-18
6. Chris Mills	3167	96-97	6. LeBron James	2175	04-05	6. LeBron James	27.3	06-07
7. Ricky Davis	3131	02-03	7. LeBron James	2132	06-07	7. LeBron James	27.2	04-05
8. LeBron James	3122	03-04	8. Mike Mitchell	2012	80-81	8. LeBron James	26.4	16-17
9. Austin Carr	3100	73-74	9. LeBron James	1954	16-17	9. LeBron James	25.3	15-16
10. Austin Carr	3097	72-73	10. LeBron James	1920	15-16	10. LeBron James	25.3	14-15

FIELD GOALS MADE			FIELD GOALS ATTEMPTED			FIELD GOAL % (Minimum 200 Made)		
1. LeBron James	875	05-06	1. LeBron James	1823	05-06	1. Jarrett Allen	.677	21-22
2. LeBron James	857	17-18	2. Mike Mitchell	1791	80-81	2. Tyrone Hill	.600	96-97
3. Mike Mitchell	853	80-81	3. LeBron James	1684	04-05	3. Tristan Thompson	.600	16-17
4. LeBron James	795	04-05	4. Austin Carr	1682	73-74	4. Tristan Thompson	.588	15-16
5. LeBron James	794	07-08	5. LeBron James	1642	07-08	5. Anderson Varejao	.572	09-10
6. LeBron James	789	08-09	6. LeBron James	1621	06-07	6. Brad Daugherty	.571	92-93
7. Mike Mitchell	775	79-80	7. Ron Harper	1614	86-87	7. Brad Daugherty	.570	91-92
8. LeBron James	772	06-07	8. LeBron James	1613	08-09	8. Shaquille O'Neal	.566	09-10
9. LeBron James	768	09-10	9. LeBron James	1580	17-18	9. Timofey Mozgov	.565	15-16
10. Austin Carr	748	73-74	10. Austin Carr	1575	72-73	10. Michael Cage	.556	95-96

FREE THROWS MADE			FREE THROWS ATTEMPTED			FREE THROW % (Minimum 100 Made)		
1. LeBron James	601	05-06	1. LeBron James	814	05-06	1. Mark Price	.948	92-93
2. LeBron James	594	08-09	2. LeBron James	773	09-10	2. Mark Price	.947	91-92
3. LeBron James	593	09-10	3. LeBron James	771	07-08	3. Mark Price	.914	94-95
4. LeBron James	549	07-08	4. LeBron James	762	08-09	4. Mo Williams	.912	08-09
5. Shawn Kemp	493	99-00	5. LeBron James	701	06-07	Rodney Hood	.912	18-19
6. LeBron James	489	06-07	6. LeBron James	636	04-05	6. Kyrie Irving	.905	16-17
7. LeBron James	477	04-05	7. Shawn Kemp	635	99-00	7. Kevin Love	.904	18-19
8. Brad Daugherty	435	90-91	8. Brad Daugherty	579	90-91	8. Terrell Brandon	.902	96-97
9. Campy Russell	417	78-79	9. Ron Harper	564	86-87	9. Mark Price	.901	88-89
10. Brad Daugherty	414	91-92	10. Shawn Kemp	556	97-98	10. Mo Williams	.894	09-10

3-PT. FIELD GOALS MADE			3-PT. FIELD GOALS ATTEMPTED			3-PT. FIELD GOAL % (Minimum 25 Made)		
1. J.R. Smith	204	15-16	1. J.R. Smith	510	15-16	1. Steve Kerr	.507	89-90
2. Wesley Person	192	97-98	2. Kevin Love	477	21-22	2. Mark Price	.486	87-88
3. Kevin Love	187	21-22	3. Darius Garland	454	21-22	3. Kyle Korver	.485	16-17
4. Mo Williams	183	08-09	4. Wesley Person	447	97-98	4. Daniel Gibson	.477	09-10
5. Kyrie Irving	177	16-17	5. Jordan Clarkson	445	18-19	5. Wesley Person	.444	01-02
6. Darius Garland	174	21-22	6. Kyrie Irving	441	16-17	6. Bobby Phills	.441	95-96
7. Kyle Korver	164	17-18	7. Kevin Love	439	15-16	Mark Price	.441	88-89
8. Mo Williams	159	09-10	8. Mo Williams	420	08-09	8. Daniel Gibson	.440	07-08
9. Kevin Love	158	15-16	9. Dan Majerle	414	95-96	9. Kyle Korver	.436	17-18
10. Kyrie Irving	157	14-15	10. LeBron James	406	17-18	10. Mo Williams	.436	08-09

## BEST INDIVIDUAL CAVALIERS SEASON

### OFFENSIVE REBOUNDS

1. Tristan Thompson	306	12-13
2. Zydrunas Ilgauskas	299	04-05
3. Jim Brewer	298	75-76
4. Michael Cage	288	95-96
5. Tristan Thompson	286	16-17
6. Zydrunas Ilgauskas	279	03-04
7. Zydrunas Ilgauskas	279	97-98
8. Jim Brewer	275	76-77
9. Tristan Thompson	274	14-15
10. Tristan Thompson	269	13-14
Tyrone Hill	269	94-95

### DEFENSIVE REBOUNDS

1. Cliff Robinson	666	82-83
2. Brad Daugherty	653	90-91
3. Carlos Boozer	627	03-04
4. Jim Chones	625	77-78
5. Kevin Love	613	15-16
6. LeBron James	612	17-18
7. Cliff Robinson	597	83-84
8. Jim Brewer	593	75-76
9. Kevin Love	589	14-15
10. Jim Chones	582	78-79

### TOTAL REBOUNDS

1. Jim Brewer	891	75-76
2. Carlos Boozer	857	03-04
3. Cliff Robinson	856	82-83
4. Jim Chones	844	77-78
5. Jim Chones	842	78-79
6. Kenny Carr	835	80-81
7. Brad Daugherty	830	90-91
8. Rick Roberson	801	71-72
9. Clarence Weatherspoon	796	00-01
10. Tristan Thompson	773	12-13

### REBOUNDING AVERAGE (Minimum 800 Rebs or 70 Games)

1. Rick Roberson	12.7	71-72
2. Carlos Boozer	11.4	03-04
3. Cliff Robinson	11.1	82-83
4. Jim Brewer	10.9	75-76
Brad Daugherty	10.9	90-91
Tyrone Hill	10.9	94-95
7. Brad Daugherty	10.4	91-92
8. Jim Chones	10.3	77-78
Jim Chones	10.3	78-79
Kenny Carr	10.3	80-81
Cliff Robinson	10.3	83-84

### PERSONAL FOULS

1. Shawn Kemp	371	99-00
2. James Edwards	347	81-82
3. Bill Laimbeer	332	80-81
4. Roy Hinson	316	85-86
5. Zydrunas Ilgauskas	313	04-05
6. Roy Hinson	311	84-85
7. Shawn Kemp	310	97-98
8. Roy Hinson	306	83-84
9. John Warren	299	70-71
10. Dwight Davis	297	72-73

### DISQUALIFICATIONS

1. James Edwards	17	81-82
2. Shawn Kemp	15	97-98
3. Bill Laimbeer	14	80-81
4. Roy Hinson	13	84-85
John Warren	13	70-71
Shawn Kemp	13	99-00
7. Phil Hubbard	11	82-83
Roy Hinson	11	83-84
9. Lonnie Shelton	9	83-84
Keith Lee	9	85-86
Steve Hayes	9	82-83

### ASSISTS

1. Andre Miller	882	01-02
2. LeBron James	747	17-18
3. John Bagley	735	85-86
4. John Bagley	697	84-85
5. Mark Price	666	89-90
6. Andre Miller	657	00-01
7. Brevin Knight	656	97-98
8. LeBron James	651	09-10
9. LeBron James	646	16-17
10. Mark Price	631	88-89

### STEALS

1. Ron Harper	209	86-87
2. Brevin Knight	196	97-98
3. Ron Harper	185	88-89
4. LeBron James	177	04-05
5. Fouts Walker	176	77-78
6. Fouts Walker	155	79-80
7. LeBron James	138	07-08
Terrell Brandon	138	96-97
9. LeBron James	137	08-09
10. Mike Bratz	136	80-81

### BLOCKED SHOTS

1. Larry Nance	243	91-92
2. Larry Nance	206	88-89
3. Zydrunas Ilgauskas	201	03-04
4. Larry Nance	200	90-91
5. Larry Nance	198	92-93
6. John Williams	182	91-92
7. Elmore Smith	176	77-78
8. Roy Hinson	173	84-85
9. John Williams	167	86-87
John Williams	167	89-90

### TURNOVERS

1. LeBron James	347	17-18
2. Ron Harper	345	86-87
3. LeBron James	303	16-17
4. Shawn Kemp	291	99-00
5. Ricky Davis	277	02-03
6. LeBron James	273	03-04
7. LeBron James	272	14-15
8. Shawn Kemp	271	97-98
9. Brad Daugherty	267	87-88
10. Andre Miller	265	00-01

## ALL-TIME CAVALIERS HIGH GAMES

	<b>Player</b>	<b>Points Opponent</b>	<b>Date</b>
57	Kyrie Irving	at San Antonio (OT)	3/12/15
	LeBron James	at Washington	11/3/17
56	LeBron James	at Toronto	3/20/05
55	LeBron James	at Milwaukee	2/20/09
	Kyrie Irving	vs. Portland	1/28/15
52	LeBron James	at Milwaukee	12/10/05
	LeBron James	at New York	2/4/09
51	LeBron James	at Utah	1/21/06
	LeBron James	at Memphis (2OT)	1/15/08
	LeBron James	at Sacramento	3/13/09
	LeBron James*	at Golden State (OT)	5/31/18
50	Walt Wesley	vs. Cincinnati	2/19/71
	LeBron James	at New York	3/5/08
	LeBron James*	vs. Orlando	5/20/09
49	LeBron James*	at Detroit (2 OT)	5/31/07
	Kyrie Irving	at New Orleans	1/23/17
48	LeBron James	vs. Atlanta	12/30/09
47	LeBron James	at Miami	3/12/06
	LeBron James	vs. Miami	4/1/06
	LeBron James	at Indiana	2/10/09
	LeBron James*	at Atlanta	5/9/09
	LeBron James	vs. New York	2/6/10
	Mike Mitchell	at Houston	2/8/80
46	LeBron James	at Phoenix	1/14/06
	LeBron James	vs. Dallas	3/29/06
	World B. Free	vs. Houston	2/16/85
	Ricky Davis	vs. Milwaukee (2 OT)	12/9/2002
	Kyrie Irving	at L.A. Lakers	3/19/17
	LeBron James*	vs. Indiana	4/18/18
	LeBron James*	vs. Boston	5/25/18
45	LeBron James*	vs. Washington	5/3/06
	LeBron James	vs. New York	11/2/07
	LeBron James	at Minnesota	11/21/07
	LeBron James*	at Boston	5/18/08
	Kyrie Irving	at Atlanta (OT)	4/9/17
	LeBron James*	vs. Indiana	4/29/18
44	Brad Daugherty	vs. Boston	4/15/88
	LeBron James	at New Orleans	3/28/05
	Kyrie Irving	vs. Charlotte (OT)	4/5/14
	LeBron James	vs. Phoenix	1/29/06
	LeBron James	vs. San Antonio	2/13/06
	Mo Williams	vs. Phoenix	2/11/09
	LeBron James*	at Orlando	5/26/09
	LeBron James	at Oklahoma City	12/13/09
	LeBron James*	at Golden State (OT)	6/4/15
	LeBron James	vs. Charlotte	12/10/16
	LeBron James	at Philadelphia	4/6/18
	LeBron James*	vs. Boston	5/21/18
	LeBron James*	vs. Indiana	4/25/18
43	World B. Free	at Atlanta	3/29/86
	Bobby Phills	vs. Portland (2 OT)	12/30/95
	LeBron James	vs. Detroit	11/24/04
	LeBron James	at Boston	2/15/06
	Mo Williams	vs. Sacramento	1/27/09
	LeBron James	vs. Orlando	3/17/09
	LeBron James	at Memphis (OT)	12/8/09
	LeBron James	vs. Denver (OT)	2/18/10
	Austin Carr	at Boston	4/10/77
	Mike Mitchell	at New Jersey	2/18/81
	Kyrie Irving	vs. Atlanta	3/3/17
	LeBron James*	at Toronto	5/3/18

	<b>Player</b>	<b>Points Opponent</b>	<b>Date</b>
42	Ricky Davis	at Boston	12/13/2002
	Ricky Davis	at Detroit (OT)	12/20/2002
	LeBron James	at New Jersey	3/12/08
	LeBron James	at Miami	3/2/09
	LeBron James	at Boston	4/4/10
	LeBron James	vs. Golden State	2/26/15
	Kyrie Irving*	vs. Boston	5/23/17
	LeBron James*	at Boston	5/15/18
	Jordan Clarkson	vs. Brooklyn (3OT)	2/13/19
	Collin Sexton	vs. Brooklyn (2OT)	1/20/21
41	Bingo Smith	at Washington	11/6/74
	Campy Russell	vs. Phoenix	3/13/79
	Mike Mitchell	vs. Detroit	2/17/81
	LeBron James	vs. New Jersey	3/27/04
	LeBron James	vs. Miami	12/17/05
	LeBron James	at Detroit	3/7/07
	LeBron James*	at Washington	4/28/06
	LeBron James	at Los Angeles Lakers	1/27/08
	LeBron James	vs. Chicago	1/5/08
	LeBron James	at Chicago	11/8/08
	LeBron James	vs. Milwaukee	11/11/08
	LeBron James	at Orlando	5/24/09
	LeBron James	at Portland	1/10/10
	Kyrie Irving	at New York	12/15/12
	John Johnson	vs. Baltimore	12/26/71
	Kyrie Irving	at Washington (OT)	11/16/13
	LeBron James	at Boston	11/14/14
	LeBron James	at New Orleans	12/12/14
	Kyrie Irving*	at Golden State	6/13/16
	LeBron James*	at Golden State	6/13/16
	LeBron James*	vs. Golden State	6/16/16
	LeBron James	vs. Indiana (2 OT)	4/2/17
	LeBron James*	at Indiana	4/20/17
	LeBron James*	at Golden State	6/12/17
	LeBron James	at Charlotte	3/28/18
	Collin Sexton	vs. Boston	3/4/20
	Darius Garland	at Indiana	3/8/22
40	Austin Carr	vs. Houston	10/13/72
	Mike Mitchell	at Detroit	2/13/80
	Cliff Robinson	at Indiana (OT)	4/15/83
	World B. Free	vs. Dallas	11/4/83
	Ron Harper	at Boston	2/4/87
	Brad Daugherty*	vs. New Jersey	4/23/92
	Lamond Murray	vs. Golden State	1/2/02
	LeBron James	at Atlanta	12/28/04
	LeBron James	vs. Milwaukee	4/9/05
	Larry Hughes	at Orlando	2/11/08
	LeBron James	vs. Utah	11/16/07
	LeBron James	at Indiana	11/20/09
	LeBron James	vs. Detroit	3/5/09
	LeBron James*	vs. Chicago	4/19/10
	Kyrie Irving	vs. Boston	1/22/13
	Kyrie Irving	vs. Atlanta (2 OT)	12/26/13
	LeBron James*	vs. Golden State	6/9/15
	LeBron James*	at Golden State	6/14/15
	Kevin Love	vs. Portland	11/23/16
	Kyrie Irving*	vs. Golden State	6/9/17
	LeBron James	vs. Milwaukee	3/19/18

\*Playoff Game

## ALL-TIME CAVALIERS HIGH GAMES

	Player	Rebounds Opponent	Date
25	Rick Roberson	at Houston	3/4/72
	Anderson Varejao	vs. Orlando (OT)	1/2/14
24	Elmore Smith	vs. Washington	2/2/78
	Brad Daugherty	at Sacramento	3/8/91
	Andre Drummond	at Milwaukee	1/9/21
23	Rick Roberson	vs. Portland	11/7/71
	Rick Roberson	vs. Philadelphia (Pittsburgh)	1/12/73
	Cliff Robinson	at Washington	1/20/83
	Cliff Robinson	vs. Portland	2/27/83
	Anderson Varejao	vs. Washington	10/30/12
	Andre Drummond	vs. New York	1/15/21
22	Rick Roberson	at Philadelphia	2/16/72
	Rick Roberson	at Golden State	3/7/72
	Elmore Smith	vs. Atlanta	1/22/78
	John Lambert	vs. New Jersey	2/6/79
	Bill Laimbeer	vs. San Antonio	2/19/81
	Cliff Robinson	vs. Dallas	2/16/83
	Zydrunas Ilgauskas	at Phoenix	11/1/02
	Anderson Varejao	at Memphis	11/26/12
	Tristan Thompson	vs. New York	1/20/20
	Andre Drummond	at Minnesota	1/31/21
	Jarrett Allen	at Charlotte	2/4/22
21	Walt Wesley	at Portland	2/21/71
	Walt Wesley	at Baltimore	12/26/71
	Jim Brewer	at Kansas City-Omaha	4/6/75
	Jim Chones	vs. Detroit	4/9/77
	Cliff Robinson	vs. Detroit (OT)	1/31/84
	Cliff Robinson	vs. Boston	4/3/84
	Carlos Boozer	at Los Angeles Clippers	12/3/03
	Drew Gooden	vs. Phoenix (OT)	11/10/04
	Tristan Thompson	vs. Denver	12/4/13
	Anderson Varejao	vs. Dallas	1/20/14
	Tristan Thompson	vs. Charlotte	11/13/18
20	Rick Roberson	vs. Portland	2/25/72
	Rick Roberson	at Philadelphia	10/25/72
	Cornell Warner	vs. Atlanta	11/19/72
	Rick Roberson	vs. Atlanta	3/13/73
	Jim Chones	vs. Houston	1/3/75
	Jim Brewer	vs. Golden State	3/11/76
	Elmore Smith	vs. New Orleans	2/7/78
	Elmore Smith	at Golden State	3/8/78
	Jim Chones	vs. Golden State	3/27/78
	Kenny Carr	vs. Washington	11/28/80
	Kenny Carr	vs. New York	2/12/81
	Cliff Robinson	at Golden State	11/10/82
	Brad Daugherty*	vs. New Jersey	5/9/93
	Tyrone Hill	at Sacramento	11/20/94
	Michael Cage	vs. New York	3/4/95
	Michael Cage	at San Antonio	1/10/96
	Shawn Kemp	vs. Portland	1/20/98
	Carlos Boozer	vs. Seattle	1/20/04
	Carlos Boozer	at Dallas	3/30/04
	J.J. Hickson	at Chicago	1/22/11
	Anderson Varejao	vs. Boston	1/31/12
	Tristan Thompson	at New York	12/7/16
	Tristan Thompson	vs. Houston	11/24/18
	Kevin Love	vs. Chicago	10/30/19

\*Playoff Game

	Player	Assists Opponent	Date
27	Geoff Huston	vs. Golden State	1/27/82
22	Andre Miller	vs. Philadelphia	12/15/01
20	Bobby Washington	vs. Portland	11/7/71
	Lenny Wilkens	vs. Seattle	11/27/73
	Geoff Huston	vs. Indiana	2/3/82
	Mark Price	vs. Atlanta	4/4/90
	Brevin Knight	vs. Washington	11/22/97



Geoff Huston dished out a franchise record 27 assists against Golden State on January 27, 1982

## ALL-TIME OPPONENT HIGH GAMES

### Points

	Player	Opponent	Date
69	Michael Jordan	vs. Chicago (OT)	3/28/90
55	Michael Jordan*	at Chicago	5/1/88
	James Harden	vs. Houston	12/11/19
54	Michael Jordan	at Chicago	11/3/89
	Allen Iverson	vs. Philadelphia	1/6/01
53	Kareem Abdul-Jabbar	vs. Milwaukee	11/4/70
	Kareem Abdul-Jabbar	vs. Milwaukee	2/9/72
52	Michael Jordan	at Chicago	12/17/87
	Vernon Maxwell	at Houston	1/26/91
51	Pete Maravich	at Atlanta	2/5/72
50	Bob McAdoo	vs. Buffalo	11/20/75
	Michael Jordan*	at Chicago	4/28/88
	Michael Jordan*	at Chicago	5/5/89
	Allen Iverson	vs. Philadelphia	4/12/97
	Paul Pierce	at Boston	2/15/06
	Jamal Murray	vs. Denver	2/19/21
49	Bob McAdoo	vs. Buffalo	12/19/74
48	Spencer Haywood	at Seattle	1/7/72
	Rick Barry	at Golden State	10/19/74
47	George Gervin	vs. San Antonio	10/18/79
	Kobe Bryant	vs. L.A. Lakers	1/30/01
46	Michael Jordan	at Chicago	2/21/88
	Adrian Dantley	at Utah	1/16/82
	George Gervin	vs. San Antonio	4/3/79
	Bernard King	vs. Washington	12/22/91
	Michael Jordan	at Chicago	2/17/92
	Allen Iverson	at Philadelphia	3/6/02
	Manu Ginobili	vs. San Antonio	2/13/08
	LeBron James	vs. L.A. Lakers	1/25/21
45	Adrian Dantley	at Utah	12/18/79
	Nate Archibald	vs. Cincinnati	3/26/72
	Michael Jordan	at Chicago	12/27/84
	Michael Jordan	at Chicago	12/28/96
	Gilbert Arenas	at Washington	11/18/06
	Victor Oladipo	at Orlando	3/18/16

### Rebounds

	Player	Opponent	Date
35	Charles Oakley	at Chicago	4/22/88
28	Wes Unseld	at Washington	12/30/74
26	Happy Hairston	vs. L.A. Lakers	10/15/72
	Happy Hairston	at L.A. Lakers	11/18/73
	George Johnson	vs. Golden State	2/21/74
	Moses Malone	at Houston	12/29/77
	Swen Nater	at Buffalo	3/10/78
	Dennis Rodman	vs. Detroit	2/6/92
	Jayson Williams	at New Jersey	11/13/97
	Bismack Biyombo*	at Toronto	5/21/16
25	Wilt Chamberlain	at L.A. Lakers	10/25/70
	Dave Cowens	at Boston	12/9/72
	Don Smith	at Houston	11/22/73
	Nate Thurmond	vs. Golden State	2/19/74
	Swen Nater	at Buffalo	2/3/78
	Moses Malone	at Houston	1/12/79
	Caldwell Jones	at Philadelphia	2/11/81
	Kevin Willis	at Atlanta (2 OT)	4/13/93

### Points

	Player	Opponent	Date
44	Moses Malone	vs. Houston	2/17/82
	Bob Love	vs. Chicago	2/9/73
	David Thompson	at Denver	3/1/81
	Kelly Tripucka	vs. Detroit (OT)	1/14/84
	Michael Jordan*	vs. Chicago	5/5/88
	Michael Jordan*	at Chicago	5/3/89
	Michael Jordan*	vs. Chicago	5/7/89
	Michael Jordan	at Chicago	3/28/92
	Patrick Ewing	vs. New York	11/7/93
	Richard Hamilton	at Detroit	11/28/03
	Dwyane Wade	vs. Miami	4/1/06
	Gilbert Arenas*	vs. Washington	5/3/06
	Giannis		
	Antetokounmpo	vs. Milwaukee	12/14/18
	Zach LaVine	at Chicago	1/25/20
	Gary Trent Jr.	vs. Toronto	4/10/21
	Joel Embiid	vs. Philadelphia	4/3/22
43	Rick Hudson	vs. Atlanta	11/1/70
	Rick Barry	at Golden State	11/13/73
	Julius Erving	vs. Philadelphia	1/19/78
	Kelly Tripucka	at Detroit	4/1/83
	Andrew Toney	vs. Philadelphia	2/18/85
	Larry Bird	vs. Boston (Hartford)	3/18/86
	Michael Jordan	at Chicago	12/23/86
	Michael Jordan	at Chicago	2/22/87
	Michael Jordan	at Chicago	12/27/88
	Reggie Miller	vs. Indiana	2/14/90
	Michael Jordan*	at Chicago	5/11/93
	Jason Terry	at Atlanta (2 OT)	4/13/02
	Shareef		
	Abdurd-Rahim	vs. Atlanta	12/6/03
	LeBron James	vs. Miami	3/18/14
	Kyle Lowry	at Toronto	2/26/16
	Paul George	vs. Indiana (2 OT)	4/2/17
	Kevin Durant*	vs. Golden State	6/6/18
	James Harden	at Houston	1/11/19

### Assists

	Player	Opponent	Date
22	John Stockton	at Utah (OT)	12/11/89
	Magic Johnson	at LA Lakers	11/17/83
21	Scott Skiles	vs. Orlando	4/16/93
	Steve Nash	at Phoenix	1/11/07
20	Jalen Rose	vs. Indiana (OT)	4/18/01
	Brevin Knight	vs. Charlotte	1/11/05
	Chris Paul	vs. New Orleans	3/26/08
	Russell Westbrook	vs. Oklahoma City	1/20/18

\*Playoff Game

# CAVALIERS OPENING GAME RESULTS

## HOME OPENER

Season	Opponent	Date	Result	Score	Attendance
1970-71	San Diego	10/28/70	lost	99-110	6,144
1971-72	Buffalo (OT)	10/15/71	lost	109-111	4,290
1972-73	Baltimore	10/10/72	lost	90-102	4,106
1973-74	Houston	10/12/73	lost	99-106	3,624
1974-75	Boston	10/29/74	lost	92-107	13,184
1975-76	Golden St.	10/23/75	lost	83-89	14,631
1976-77	Chicago	10/22/76	WON	106-95	19,783
1977-78	Chicago	10/18/77	lost	88-91	15,192
1978-79	L.A. Lakers	10/17/78	WON	113-111	11,365
1979-80	Boston	10/13/79	lost	117-139	15,443
1980-81	New Jersey	10/11/80	lost	96-99	5,731
1981-82	Chicago	11/9/81	WON	102-101	10,514
1982-83	Boston	10/29/82	lost	93-104	8,633
1983-84	New York	10/28/83	lost	106-113	6,082
1984-85	New Jersey	10/27/84	lost	106-131	10,260
1985-86	Boston	10/26/85	lost	100-105	20,900
1986-87	Washington	11/1/86	WON	113-106	14,254
1987-88	Milwaukee	11/11/87	lost	101-109	12,145
1988-89	L.A. Clippers	11/9/88	WON	108-91	16,513
1989-90	Orlando (OT)	11/8/89	lost	110-117	14,116
1990-91	Charlotte	11/7/90	WON	100-89	16,154
1991-92	Milwaukee	11/12/91	WON	119-113	14,267
1992-93	Chicago	11/6/92	lost	96-101	20,273
1993-94	Milwaukee	11/5/93	lost	91-94	17,102
1994-95	Houston	11/8/94	lost	98-100	20,562
1995-96	Indiana	11/7/95	lost	101-104	17,218
1996-97	San Antonio	11/5/96	lost	68-74	15,587
1997-98	Indiana	11/4/97	WON	80-77	20,132
1998-99	Indiana	2/8/99	lost	89-95	17,139
1999-00	New Jersey	11/3/99	WON	97-90	16,777
2000-01	Sacramento (2 OT)	11/1/00	WON	102-100	17,695
2001-02	Boston	10/30/01	lost	89-108	17,748
2002-03	L.A. Lakers	11/05/02	WON	89-70	19,833
2003-04	Denver	11/5/03	lost	89-93	20,562
2004-05	Indiana (OT)	11/3/04	lost	104-109	19,730
2005-06	NOK Hornets	11/3/05	WON	109-87	20,562
2006-07	Washington	11/1/06	WON	97-94	20,562
2007-08	Dallas	10/31/07	lost	74-92	20,562
2008-09	Charlotte	10/30/08	WON	96-79	20,562
2009-10	Boston	10/27/09	lost	89-95	20,562
2010-11	Boston	10/27/10	WON	95-87	20,562
2011-12	Toronto	12/26/11	lost	96-104	20,562
2012-13	Washington	10/30/12	WON	94-84	20,562
2013-14	Brooklyn	10/30/13	WON	98-94	20,562
2014-15	New York	10/30/14	lost	90-95	20,562
2015-16	Miami	10/30/15	WON	102-92	20,562
2016-17	New York	10/25/16	WON	117-88	20,562
2017-18	Boston	10/17/17	WON	102-99	20,562
2018-19	Atlanta	10/21/18	lost	111-133	19,432
2019-20	Indiana	10/26/19	WON	110-99	19,432
2020-21	Charlotte	12/23/20	WON	121-114	300
2021-22	Charlotte	10/22/21	Lost	112-123	17,116

52 Years

22-30

Avg:

15,794

Bold indicates first overall game



# CAVALIERS OPENING GAME RESULTS

## ROAD OPENER

Season	Opponent	Date	Result	Score	Attendance
<b>1970-71</b>	<b>Buffalo</b>	<b>10/14/70</b>	<b>lost</b>	<b>92-107</b>	<b>7,129</b>
1971-72	Buffalo	10/16/71	WON	93-89	5,417
1972-73	Detroit	10/21/72	lost	96-103	2,577
1973-74	Milwaukee	10/20/73	lost	88-101	8,837
<b>1974-75</b>	<b>Portland (4 OT)</b>	<b>10/18/74</b>	<b>lost</b>	<b>129-131</b>	<b>11,409</b>
1975-76	New York	10/25/75	lost	91-100	17,222
1976-77	Buffalo	10/30/76	WON	109-105	10,021
1977-78	New Orleans	10/20/77	WON	107-104	11,207
<b>1978-79</b>	<b>Boston</b>	<b>10/13/78</b>	<b>WON</b>	<b>115-101</b>	<b>15,547</b>
<b>1979-80</b>	<b>New Jersey</b>	<b>10/12/79</b>	<b>lost</b>	<b>95-102</b>	<b>5,739</b>
<b>1980-81</b>	<b>Boston</b>	<b>10/10/80</b>	<b>lost</b>	<b>103-130</b>	<b>15,320</b>
<b>1981-82</b>	<b>Philadelphia</b>	<b>10/30/81</b>	<b>lost</b>	<b>104-128</b>	<b>14,102</b>
1982-83	Chicago	11/4/82	lost	111-118	4,520
1983-84	New Jersey	11/1/83	lost	113-125	9,178
<b>1984-85</b>	<b>Philadelphia</b>	<b>10/26/84</b>	<b>lost</b>	<b>101-111</b>	<b>11,892</b>
<b>1985-86</b>	<b>Chicago (OT)</b>	<b>10/25/85</b>	<b>lost</b>	<b>115-116</b>	<b>11,124</b>
1986-87	Utah	11/5/86	lost	95-111	11,185
<b>1987-88</b>	<b>New Jersey</b>	<b>11/6/87</b>	<b>WON</b>	<b>114-108</b>	<b>13,014</b>
<b>1988-89</b>	<b>Charlotte</b>	<b>11/4/88</b>	<b>WON</b>	<b>133-93</b>	<b>23,338</b>
<b>1989-90</b>	<b>Chicago (OT)</b>	<b>11/3/89</b>	<b>lost</b>	<b>119-124</b>	<b>18,676</b>
<b>1990-91</b>	<b>Boston</b>	<b>11/2/90</b>	<b>lost</b>	<b>101-125</b>	<b>14,890</b>
<b>1991-92</b>	<b>Portland</b>	<b>11/1/91</b>	<b>lost</b>	<b>106-117</b>	<b>12,888</b>
1992-93	Golden St. (2 OT)	11/12/92	WON	126-122	15,025
1993-94	Seattle	11/11/93	lost	102-115	14,813
<b>1994-95</b>	<b>Charlotte</b>	<b>11/5/94</b>	<b>WON</b>	<b>115-107</b>	<b>23,698</b>
<b>1995-96</b>	<b>Orlando</b>	<b>11/3/95</b>	<b>lost</b>	<b>88-99</b>	<b>17,248</b>
<b>1996-97</b>	<b>New Jersey</b>	<b>11/1/96</b>	<b>WON</b>	<b>90-77</b>	<b>18,316</b>
<b>1997-98</b>	<b>Houston</b>	<b>10/31/97</b>	<b>lost</b>	<b>86-94</b>	<b>16,285</b>
<b>1998-99</b>	<b>Atlanta</b>	<b>2/5/99</b>	<b>lost</b>	<b>83-100</b>	<b>19,806</b>
<b>1999-00</b>	<b>New York</b>	<b>11/2/99</b>	<b>lost</b>	<b>84-92</b>	<b>19,763</b>
<b>2000-01</b>	<b>New Jersey</b>	<b>10/31/00</b>	<b>WON</b>	<b>86-82</b>	<b>14,505</b>
2001-02	Charlotte	10/31/01	lost	94-100	9,002
<b>2002-03</b>	<b>Sacramento</b>	<b>10/29/02</b>	<b>lost</b>	<b>67-94</b>	<b>17,317</b>
<b>2003-04</b>	<b>Sacramento</b>	<b>10/29/03</b>	<b>lost</b>	<b>92-106</b>	<b>17,317</b>
2004-05	Miami	11/4/04	lost	86-92	20,235
2005-06	San Antonio	11/5/05	lost	76-102	18,797
2006-07	San Antonio	11/3/06	WON	88-81	18,797
2007-08	Phoenix	11/4/07	lost	92-103	18,422
<b>2008-09</b>	<b>Boston</b>	<b>10/28/08</b>	<b>lost</b>	<b>85-90</b>	<b>18,624</b>
2009-10	Toronto	10/28/09	lost	91-101	20,152
2010-11	Toronto	10/29/10	lost	81-101	15,711
2011-12	Detroit	12/28/11	WON	105-89	22,076
2012-13	Milwaukee	11/03/12	lost	102-105	17,086
2013-14	Charlotte	11/1/13	lost	84-90	18,017
2014-15	Chicago (OT)	10/31/14	WON	114-108	22,879
<b>2015-16</b>	<b>Chicago</b>	<b>10/27/15</b>	<b>lost</b>	<b>95-97</b>	<b>21,957</b>
2016-17	Toronto	10/28/16	WON	94-91	19,800
2017-18	Milwaukee	10/20/17	WON	116-97	18,717
<b>2018-19</b>	<b>Toronto</b>	<b>10/17/18</b>	<b>lost</b>	<b>104-116</b>	<b>19,915</b>
<b>2019-20</b>	<b>Orlando</b>	<b>10/23/19</b>	<b>lost</b>	<b>85-94</b>	<b>18,846</b>
2020-21	Detroit (2OT)	12/26/20	WON	128-119	0
<b>2021-22</b>	<b>Memphis</b>	<b>10/20/21</b>	<b>lost</b>	<b>121-132</b>	<b>15,975</b>

**52 Years**

16-36

Avg:

15,083

**Bold** indicates first overall game

# OPENING GAME STARTING LINEUPS

Guard	Guard	Center	Forward	Forward	Result	Attend.
1970-71	Johnny Egan	John Warren	Luther Rackley	McCoy McLemore	Lost at Buffalo (92-107)	7,129
1971-72	John Johnson	Charlie Davis	Walt Wesley	Dave Sorenson	Lost vs. Buffalo (OT, 109-111)	4,290
1972-73	Austin Carr	Jimmy Clemons	Rick Robertson	Dave Sorenson	Lost vs. Baltimore (90-102)	4,106
1973-74	Austin Carr	Lenny Wilkens	Bob Rule	Dwight Davis	Lost vs. Houston (89-106)	3,624
1974-75	Austin Carr	Jimmy Clemons	Steve Patterson	Dwight Davis	Lost at Portland (40T, 129-131)	11,409
1975-76	Dick Snyder	Jimmy Clemons	Jim Chones	Jim Brewer	Lost vs. Golden State (83-89)	14,631
1976-77	Dick Snyder	Jimmy Clemons	Jim Chones	Jim Brewer	Lost vs. Chicago (106-95)	19,783
1977-78	Walt Frazier	Foots Walker	Jim Chones	Jim Brewer	Lost vs. Chicago (88-91)	15,192
1978-79	Walt Frazier	Foots Walker	Jim Chones	Jim Brewer	Lost at Boston (115-101)	15,547
1979-80	Austin Carr	Randy Smith	John Lambert	Campy Russell	Lost at New Jersey (95-102)	5,739
1980-81	Roger Phegley	Randy Smith	Dave Robisch	Kenny Carr	Lost at Boston (103-130)	15,320
1981-82	Bobby Wilkerson	James Silas	Bill Lainbeer	Richard Washington	Lost at Philadelphia (104-128)	14,102
1982-83	Ron Brewer	Geoff Huston	James Edwards	Cliff Robinson	Lost vs. Boston (93-104)	8,633
1983-84	World B. Free	Geoff Huston	Roy Hinson	Lonnie Shelton	Lost vs. New York (106-113)	6,082
1984-85	World B. Free	John Bagley	Melvin Turpin	Jeff Cook	Lost at Philadelphia (101-111)	11,892
1985-86	World B. Free	John Bagley	Mark West	Roy Hinson	Lost at Chicago (OT, 115-116)	11,124
1986-87	Ron Harper	John Bagley	Brad Daugherty	Mark West	WON vs. Washington (113-106)	14,254
1987-88	Ron Harper	Mark Price	Brad Daugherty	Larry Nance	WON at New Jersey (114-108)	13,014
1988-89	Ron Harper	Mark Price	Brad Daugherty	Larry Nance	WON at Charlotte (133-93)	23,338
1989-90	Ron Harper	Steve Kerr	Tree Rollins	Randolph Keys	Lost at Chicago (OT, 119-124)	18,676
1990-91	Craig Ehlo	Mark Price	Brad Daugherty	John Williams	Lost at Boston (101-125)	14,890
1991-92	Craig Ehlo	Terrell Brandon	Brad Daugherty	John Williams	Lost at Portland (106-117)	12,888
1992-93	Craig Ehlo	Mark Price	Brad Daugherty	Larry Nance	Lost vs. Chicago (96-101)	20,273
1993-94	Gerald Wilkins	Mark Price	Brad Daugherty	Larry Nance	Lost vs. Milwaukee (91-94)	17,102
1994-95	Bobby Phillips	Mark Price	John Williams	Tyrone Hill	WON at Charlotte (115-107)	23,698
1995-96	Bobby Phillips	Terrell Brandon	John Amaechi	Tyrone Hill	Lost at Orlando (88-99)	17,248
1996-97	Bob Sura	Terrell Brandon	Mark West	Tyrone Hill	WON at New Jersey (90-77)	18,316
1997-98	Derek Anderson	Bob Sura	Zydrunas Ilgauskas	Danny Ferry	Lost at Houston (86-94)	16,285
1998-99	Wesley Person	Brevin Knight	Zydrunas Ilgauskas	Shawn Kemp	Lost at Atlanta (83-100)	19,806
1999-00	Bob Sura	Brevin Knight	Andrew DeClercq	Shawn Kemp	Lost at New York (84-92)	19,763
2000-01	Matt Harpring	Andre Miller	Zydrunas Ilgauskas	Clerence Weatherspoon	WON at New Jersey (86-82)	14,505
2001-02	Wesley Person	Andre Miller	Michael Doleac	Chris Mihm	Lost vs. Boston (89-108)	17,748
2002-03	Ricky Davis	Brimbo Coles	DeSagana Diop	Tyrone Hill	Lost at Sacramento (67-94)	17,317
2003-04	Ricky Davis	LeBron James	Zydrunas Ilgauskas	Carlos Boozer	Lost at Sacramento (92-106)	17,317
2004-05	Lucious Harris	Jeff McInnis	Zydrunas Ilgauskas	Drew Gooden	Lost vs. Indiana (OT, 104-109)	19,730

OPENING GAME STARTING LINEUPS (CONTINUED)

	Guard	Guard	Center	Forward	Forward	Result	Attend.
2005-06	Larry Hughes	Eric Snow	Zydrunas Ilgauskas	Drew Gooden	LeBron James	WON vs. NOK Hornets (109-87)	20,562
2006-07	Larry Hughes	Eric Snow	Zydrunas Ilgauskas	Drew Gooden	LeBron James	WON vs. Washington (97-94)	20,562
2007-08	Larry Hughes	Daniel Gibson	Zydrunas Ilgauskas	Drew Gooden	LeBron James	Lost vs. Dallas (74-92)	20,562
2008-09	Delonte West	Mo Williams	Zydrunas Ilgauskas	Ben Wallace	LeBron James	Lost at Boston (85-90)	18,624
2009-10	Anthony Parker	Mo Williams	Shaquille O'Neal	Anderson Varejao	LeBron James	Lost vs. Boston (89-95)	20,562
2010-11	Anthony Parker	Ramon Sessions	Anderson Varejao	Jamario Moon	J.J. Hickson	WON vs. Boston (95-87)	20,562
2011-12	Kyrie Irving	Anthony Parker	Anderson Varejao	Antawn Jamison	Omri Casspi	Lost vs. Toronto (96-104)	20,562
2012-13	Kyrie Irving	Dion Waiters	Anderson Varejao	Tristan Thompson	Alonzo Gee	WON vs. Washington (94-84)	20,562
2013-14	Kyrie Irving	Dion Waiters	Anderson Varejao	Tristan Thompson	Earl Clark	WON vs. Brooklyn (98-94)	20,562
2014-15	Kyrie Irving	Dion Waiters	Anderson Varejao	Kevin Love	LeBron James	Lost vs. New York (90-95)	20,562
2015-16	Mo Williams	J.R. Smith	Timofey Mozgov	Kevin Love	LeBron James	Lost at Chicago (95-97)	21,957
2016-17	Kyrie Irving	J.R. Smith	Tristan Thompson	Kevin Love	LeBron James	WON vs. New York (117-88)	20,562
2017-18	Derrick Rose	Dwyane Wade	Kevin Love	Jae Crowder	LeBron James	WON vs. Boston (102-99)	20,562
2018-19	George Hill	Rodney Hood	Tristan Thompson	Kevin Love	Cedi Osman	Lost at Toronto (104-116)	19,915
2019-20	Darius Garland	Collin Sexton	Tristan Thompson	Kevin Love	Cedi Osman	Lost at Orlando (85-94)	18,846
2020-21	Darius Garland	Collin Sexton	Andre Drummond	Larry Nance Jr.	Isaac Okoro	WON vs. Charlotte (121-114)	300
2021-22	Darius Garland	Collin Sexton	Jarrett Allen	Evan Mobley	Lauri Markkanen	Lost at Memphis (121-132)	15,975
						16-36	15,896



Zydrunas Ilgauskas

## CAVALIERS TRIPLE-DOUBLES

Player	Opponent	Date	Pts	Rebs	Asts	Player	Opponent	Date	Pts	Rebs	Asts
John Johnson	vs. Buffalo	12/26/70	33	12	12	LeBron James	vs. Denver (OT)	2/18/10	43	13	15
McCoy McLemore	vs. Portland	1/27/71	16	16	10	LeBron James	at Detroit	3/16/10	29	12	12
John Johnson	vs. Atlanta	10/29/71	22	10	10	LeBron James	at Chicago*	4/25/10	37	12	11
John Johnson	at Portland	11/12/71	18	12	11	LeBron James	at Boston*	5/13/10	27	19	10
John Johnson	vs. Boston	2/23/72	23	14	11	Kyrie Irving	vs. Utah	2/28/14	21	10	12
John Johnson	vs. Baltimore	3/16/72	19	10	10	LeBron James	vs. Chicago	4/5/15	20	10	12
Steve Patterson	at Houston	2/8/74	20	16	10	LeBron James	vs. Detroit	4/13/15	21	10	11
Foots Walker	vs. Atlanta (OT)	2/23/75	18	12	11	LeBron James	vs. Atlanta*	5/24/15	37	18	13
Foots Walker	vs. Atlanta	12/2/79	15	10	11	LeBron James	at Golden State (OT)*	6/7/15	39	16	11
Campy Russell	at Golden State	3/7/1979	26	16	10	LeBron James	at Golden State*	6/14/15	40	14	11
John Bagley	at Boston	2/6/85	10	11	16	LeBron James	vs. Sacramento	2/8/16	21	10	10
John Bagley	vs. Milwaukee	12/28/85	18	11	13	LeBron James	vs. Denver	3/21/16	33	11	11
Brad Daugherty	vs. Utah	12/19/86	19	10	11	LeBron James	at New York	3/26/16	27	11	11
Brad Daugherty	at Washington	2/3/88	20	10	11	LeBron James	vs. Toronto*	5/19/16	23	11	11
Ron Harper	vs. Philadelphia	1/31/89	25	10	10	LeBron James	at Golden State*	6/19/16	27	11	11
Mark Price	vs. San Antonio	1/15/90	25	11	12	LeBron James	vs. New York	10/25/16	19	11	14
Brad Daugherty	vs. Indiana	3/24/92	32	11	11	LeBron James	vs. Portland	11/23/16	31	10	13
Larry Nance	vs. Charlotte	4/9/92	26	10	14	LeBron James	at Philadelphia	11/27/16	26	10	13
Brad Daugherty	vs. Seattle	12/12/92	11	12	11	LeBron James	at New Orleans	1/23/17	26	10	12
Bobby Phills	vs. Miami	4/19/95	11	11	10	LeBron James	vs. Sacramento (OT)	1/25/17	24	13	11
Andre Miller	vs. Atlanta	2/5/00	28	10	12	LeBron James	vs. New York	2/23/17	18	13	15
Andre Miller	at Miami	11/2/01	30	10	12	LeBron James	at Boston	3/1/17	28	13	10
Andre Miller	vs. Boston	1/26/02	25	10	17	LeBron James	at Detroit	3/9/17	29	14	10
Andre Miller	vs. Toronto	2/12/02	22	10	17	LeBron James	at Orlando	3/11/17	24	12	12
LeBron James	at Portland	1/19/05	27	11	10	LeBron James	vs. Detroit	3/14/17	16	11	12
LeBron James	at Golden State	1/22/05	28	12	10	LeBron James	vs. Indiana (2 OT)	4/2/17	41	14	11
LeBron James	vs. Milwaukee	4/9/05	40	10	10	LeBron James	vs. Orlando	4/4/17	18	11	11
LeBron James	at Toronto	4/20/05	27	14	14	LeBron James	at Atlanta (OT)	4/9/17	32	16	10
LeBron James	at Philadelphia	11/19/05	36	11	10	LeBron James	at Indiana*	4/20/17	41	13	12
LeBron James	at Milwaukee	1/4/06	32	11	11	LeBron James	at Golden State*	6/4/17	29	11	14
LeBron James	vs. New Jersey	2/1/06	26	11	10	LeBron James	vs. Golden State*	6/9/17	31	10	11
LeBron James	at Boston	2/15/06	43	12	11	LeBron James	at Brooklyn	10/25/17	29	10	13
LeBron James	vs. Charlotte	3/22/06	37	11	12	LeBron James	vs. Charlotte	11/24/17	27	16	13
LeBron James	vs. Washington*	4/22/06	32	11	11	LeBron James	vs. Philadelphia	12/9/17	30	13	13
LeBron James	vs. Detroit*	5/13/06	21	10	10	LeBron James	vs. L.A. Lakers	12/14/17	25	12	12
LeBron James	at Denver	1/19/07	30	10	10	LeBron James	vs. Utah	12/16/17	29	11	10
LeBron James	at Utah	11/7/07	32	15	13	LeBron James	at Washington	12/17/17	20	11	15
LeBron James	vs. Orlando	11/14/07	39	13	14	LeBron James	at Sacramento	12/27/17	16	10	14
LeBron James	vs. Toronto	11/24/07	37	12	12	LeBron James	vs. Indiana	1/26/18	26	10	11
LeBron James	at Indiana	11/25/07	30	11	10	LeBron James	vs. Minnesota (OT)	2/7/18	37	10	15
LeBron James	vs. Houston	2/19/08	26	13	11	LeBron James	at Atlanta	2/9/18	22	12	19
LeBron James	at Indiana	2/20/08	31	14	12	LeBron James	at Memphis	2/23/18	18	14	11
LeBron James	vs. Portland	3/10/08	24	10	11	LeBron James	vs. Brooklyn	2/27/18	31	12	11
LeBron James	at Washington*	5/2/08	27	13	13	LeBron James	vs. Denver	3/3/18	25	10	15
LeBron James	vs. Chicago	1/2/09	16	10	11	LeBron James	at Phoenix	3/13/18	28	12	11
LeBron James	at Memphis	1/13/09	30	11	10	LeBron James	at Chicago	3/17/18	33	13	12
LeBron James	vs. Sacramento	1/27/09	23	15	11	LeBron James	vs. Milwaukee	3/19/18	40	12	10
LeBron James	vs. Miami	3/7/09	14	10	12	LeBron James	vs. Dallas	4/1/18	16	13	12
LeBron James	at L.A. Clippers	3/10/09	32	13	11	LeBron James	at Philadelphia	4/6/18	44	11	11
LeBron James	at Phoenix	3/12/09	34	10	13	LeBron James	vs. Indiana*	4/15/18	24	10	12
LeBron James	vs. Portland	3/19/09	26	11	10	LeBron James	at Toronto*	5/1/18	26	11	13
LeBron James	vs. Orlando*	5/28/09	37	14	12	LeBron James	at Boston*	5/15/18	42	10	12
LeBron James	at Toronto	10/28/09	23	11	12	LeBron James	vs. Golden State*	6/6/18	33	10	11
LeBron James	at Sacramento (OT)	12/23/09	34	16	10	Darius Garland	at Utah	1/12/22	11	10	14

\*Playoff Game

## CAVALIERS 20-20 CLUB

(20 points & 20 rebounds in one game)

Player	Opponent	Date	Pts	Rebs	Player	Opponent	Date	Pts	Rebs
Walt Wesley	at Portland	2/21/71	30	21	Cliff Robinson	vs. Boston	4/3/84	26	21
Walt Wesley	at Baltimore	12/26/71	20	21	Brad Daugherty	at Sacramento	3/8/91	21	24
Rick Roberson	vs. Houston	3/4/72	23	25	Brad Daugherty*	vs. New Jersey	5/9/93	24	20
Rick Roberson	at Golden State	3/7/72	23	22	Michael Cage	at San Antonio	1/10/96	20	20
Elmore Smith	vs. Washington	2/2/78	32	24	Shawn Kemp	vs. Portland	1/20/98	31	20
Elmore Smith	vs. New Orleans	2/7/78	21	20	Carlos Boozer	vs. Seattle	1/20/04	32	20
Elmore Smith	at Golden State	3/8/78	22	20	Carlos Boozer	at Dallas	3/30/04	23	20
Kenny Carr	vs. New York	2/12/81	27	20	Anderson Varejao	vs. Boston	1/31/12	20	20
Cliff Robinson	at Washington	1/20/83	22	23	Andre Drummond	at Milwaukee	1/9/21	26	24
Cliff Robinson	vs. Dallas	2/16/83	23	22	Andre Drummond	vs. New York	1/15/21	33	23
Cliff Robinson	vs. Detroit (OT)	1/31/84	32	21	Andre Drummond	at Minnesota	1/31/21	25	22
					Jarrett Allen	at Charlotte	2/4/22	29	22

\*Playoff Game

## CAVALIERS BIGGEST MARGIN OVERCOME

				1Q.	2Q.	3Q.	4Q.	OT	2OT	TOT
After One Quarter:	21	2/23/04 vs. New Orleans	Cle.	16	29	28	31	104		
		Won, 104-100	N.O.	37	22	18	23	100		
After Two Quarters:	19	2/8/75 vs. Kansas City	Cle.	18	13	27	27	7		92
		Won, 92-91 (OT)	K.C.	22	28	17	18	6		91
After Three Quarters:	19	11/10/04 vs. Phoenix	Cle.	24	25	17	33	15		114
		Won, 114-109 (OT)	Phx.	23	27	35	14	10		109
		2/24/20 vs. Miami	Cle.	21	35	24	31	14		125
		Won, 125-119 (OT)	Mia	29	39	31	12	8		119

## CAVALIERS BIGGEST BLOWN LEADS

				1Q.	2Q.	3Q.	4Q.	OT		TOT
After One Quarter:	22	1/12/18 at Indiana	Cle.	34	24	16	21			95
		Lost, 95-97	Ind.	12	32	32	21			97
After Two Quarters:	24	12/17/72 vs. Houston	Cle.	33	32	28	16			109
		Lost, 109-110	Hou.	24	17	39	30			110
After Three Quarters:	26	4/9/17 at Atlanta	Cle.	38	27	28	18	14		125
		Lost, 125-126 (OT)	Atl.	21	25	21	44	15		126

## CAVALIERS ALL-TIME AMONG NBA STATISTICAL LEADERS

### SCORING (Top 20)

Player	Season	Rank	AVG
Austin Carr	1972-73	17	20.5
Lenny Wilkens	1972-73	17	20.5
Austin Carr	1973-74	13	21.9
Campy Russell	1978-79	16	21.9
Mike Mitchell	1979-80	10	22.2
Mike Mitchell	1980-81	8	24.5
World B. Free	1982-83	8	23.9
World B. Free	1983-84	14	22.3
World B. Free	1984-85	15	22.5
World B. Free	1985-86	10	23.4
Ron Harper	1986-87	16	22.9
Brad Daugherty	1990-91	16	21.6
Brad Daugherty	1991-92	13	21.5
Brad Daugherty	1992-93	19	20.2
Shawn Kemp	1998-99	12	20.5
LeBron James	2003-04	13	20.9
LeBron James	2004-05	3	27.2
LeBron James	2005-06	3	31.4
LeBron James	2006-07	4	27.3
<b>LeBron James</b>	<b>2007-08</b>	<b>1</b>	<b>30.0</b>
LeBron James	2008-09	2	28.4
LeBron James	2009-10	2	29.7
Kyrie Irving	2013-14	14	20.8
LeBron James	2014-15	3	25.3
Kyrie Irving	2014-15	9	21.7
LeBron James	2015-16	5	25.3
LeBron James	2016-17	8	26.4
Kyrie Irving	2016-17	11	25.2
LeBron James	2017-18	3	27.5
Collin Sexton	2020-21	18	24.3
Darius Garland	2021-22	18	21.7

### 3-PT. FIELD GOAL PERCENTAGE (Top 10)

Player	Season	Rank	PCT
Mike Bratz	1980-81	4	.337
World B. Free	1984-85	7	.368
World B. Free	1985-86	5	.420
Mark Price	1987-88	2	.486
Mark Price	1988-89	3	.441
<b>Steve Kerr</b>	<b>1989-90</b>	<b>1</b>	<b>.507</b>
Craig Ehlo	1989-90	7	.419
Craig Ehlo	1991-92	6	.413
Mark Price	1992-93	6	.416
Bobby Phills	1995-96	7	.441
Wesley Person	1997-98	7	.430
Wesley Person	1999-00	10	.424
Wesley Person	2001-02	9	.444
Daniel Gibson	2007-08	5	.440
Daniel Gibson	2009-10	3	.477
Mo Williams	2009-10	9	.429
Spencer Hawes	2013-14	10	.416
Kyrie Irving	2014-15	8	.415
<b>Kyle Korver</b>	<b>2016-17</b>	<b>1</b>	<b>.451</b>
Kyle Korver	2017-18	6	.436

### FIELD GOAL PERCENTAGE (Top 10)

Player	Season	Rank	PCT
Dick Snyder	1974-75	9	.504
Larry Nance	1988-89	9	.539
Brad Daugherty	1991-92	4	.570
Brad Daugherty	1992-93	2	.571
Larry Nance	1992-93	7	.549
Tyrone Hill	1996-97	2	.600
Clarence Weatherspoon	2000-01	10	.501
Carlos Boozer	2002-03	3	.536
Carlos Boozer	2003-04	6	.523
Timofey Mozgov	2014-15	4	.555
LeBron James	2016-17	10	.548
Jarrett Allen	2020-21	6	.618
Jarrett Allen	2021-22	2	.677



LeBron James  
averaged a league-best  
30.0 points per game in 2007-08

# CAVALIERS ALL-TIME AMONG NBA STATISTICAL LEADERS

## REBOUNDING (Top 10)

Player	Season	Rank	AVG
Kenny Carr	1980-81	6	10.3
Cliff Robinson	1982-83	7	11.1
Cliff Robinson	1983-84	8	10.3
Brad Daugherty	1990-91	6	10.9
Tyrone Hill	1994-95	5	10.9
Tyrone Hill	1996-97	10	9.9
Carlos Boozer	2003-04	5	11.4
Kevin Love	2016-17	8	11.1
Andre Drummond	2019-20	1	15.2
Tristan Thompson	2019-20	10	10.1

## BLOCKED SHOTS (Top 10)

Player	Season	Rank	AVG
Jim Chones	1974-75	10	1.67
Elmore Smith	1976-77	10	2.06
Elmore Smith	1977-78	8	2.17
Roy Hinson	1983-84	6	1.81
Roy Hinson	1984-85	6	2.28
Larry Nance	1987-88	6	2.37
John Williams	1987-88	9	1.88
Larry Nance	1988-89	5	2.82
John Williams	1989-90	10	2.04
Larry Nance	1990-91	6	2.50
Larry Nance	1991-92	3	3.00
Larry Nance	1992-93	6	2.57
Zydrunas Ilgauskas	2003-04	7	2.48
Zydrunas Ilgauskas	2004-05	8	2.12
Andre Drummond	2019-20	9	1.63
Jarrett Allen	2020-21	9	1.43
Evan Mobley	2021-22	6	1.67

## FREE THROW PERCENTAGE (Top 10)

Player	Season	Rank	PCT
Walt Frazier	1977-78	10	.850
James Silas	1981-82	6	.860
Mark Price	1988-89	4	.901
Mark Price	1989-90	10	.888
<b>Mark Price</b>	<b>1991-92</b>	<b>1</b>	<b>.947</b>
<b>Mark Price</b>	<b>1992-93</b>	<b>1</b>	<b>.948</b>
Mark Price	1993-94	5	.888
Mark Price	1994-95	2	.914
Terrell Brandon	1995-96	3	.887
Terrell Brandon	1996-97	2	.902
Derek Anderson	1997-98	4	.873
Mo Williams	2008-09	5	.912
Mo Williams	2009-10	7	.894
Kyrie Irving	2015-16	10	.885
Kyrie Irving	2016-17	3	.905
Darius Garland	2021-22	7	.892

## STEALS (Top 10)

Player	Season	Rank	AVG
Foote Walker	1977-78	6	2.17
Foote Walker	1978-79	4	2.36
Foote Walker	1979-80	9	2.04
Ron Harper	1986-87	4	2.55
Ron Harper	1988-89	8	2.26
Brevin Knight	1997-98	2	2.45
LeBron James	2004-05	3	2.21
LeBron James	2007-08	10	1.84
LeBron James	2008-09	8	1.69
LeBron James	2009-10	9	1.64
LeBron James	2009-10	9	1.64
Andre Drummond	2019-20	3	1.91

## ASSISTS (Top 10)

Player	Season	Rank	AVG
Lenny Wilkens	1972-73	2	8.4
Lenny Wilkens	1973-74	3	7.1
Foote Walker	1977-78	7	5.6
Foote Walker	1979-80	3	8.0
Geoff Huston	1981-82	8	7.6
John Bagley	1984-85	5	8.6
John Bagley	1985-86	4	9.4
Mark Price	1988-89	8	8.4
Mark Price	1989-90	7	9.1
Mark Price	1991-92	10	7.4
Mark Price	1992-93	10	8.0
Mark Price	1993-94	9	7.8
Brevin Knight	1997-98	8	8.2
Brevin Knight	1998-99	7	7.7
Andre Miller	2000-01	6	8.0
<b>Andre Miller</b>	<b>2001-02</b>	<b>1</b>	<b>10.9</b>
Jeff McInnis	2003-04	10	6.1
LeBron James	2004-05	6	7.2
LeBron James	2007-08	8	7.2
LeBron James	2008-09	9	7.2
LeBron James	2009-10	6	8.6
LeBron James	2014-15	7	7.4
LeBron James	2015-16	9	6.8
LeBron James	2016-17	6	8.7
LeBron James	2017-18	2	9.1
Darius Garland	2021-22	6	8.6



## OVERTIME GAMES TEAM-BY-TEAM

Date	Site	Cle	Opp	W/L	Date	Site	Cle	Opp	W/L
<b>ATLANTA</b>					<b>CHICAGO</b>				
2/8/73	Atlanta	136	132	W	3/20/84	Chicago	104	108	L
1/7/75	Atlanta	112	113	L	2/26/85	Chicago	123	118	W
2/1/75	Cleveland	112	109	W	10/25/85	Chicago	115	116	L
2/23/75	Cleveland	111	105	W	11/16/85	Chicago	132	128	W
2/29/80	Atlanta	103	111	L	1/14/88	Cleveland	91	88	W
1/9/81	Atlanta	108	107	W	3/25/88	Cleveland	110	111	L
3/14/81	Atlanta	112	110	W	11/3/89	Chicago	119	124	L
11/24/81	Atlanta	92	94	L	3/28/90	Cleveland	113	117	L
12/9/81	Cleveland	112	108	W	3/15/99	Chicago	89	85	W
3/23/85	Cleveland	86	91	L	3/2/00	Chicago	114	110	W
11/17/89	Cleveland	131	125	W	3/31/05	Chicago	90	102	L
4/13/93	Atlanta (2 OT)	112	109	W	3/31/07	Chicago	112	108	W
11/8/97	Cleveland	97	99	L	1/15/09	Chicago	93	102	L
4/13/02	Atlanta (2 OT)	123	128	L	10/31/14	Chicago	114	108	W
1/25/03	Cleveland	101	102	L	<b>DALLAS</b>				
11/7/06	Cleveland	95	104	L	3/16/85	Dallas	135	128	W
3/21/12	Atlanta	102	103	L	1/20/90	Dallas	96	105	L
12/26/13	Cleveland (2OT)	125	127	L	3/20/95	Cleveland (2 OT)	100	102	L
4/1/16	Atlanta	110	108	W	12/3/95	Cleveland	108	107	W
4/9/17	Atlanta	125	126	L	1/27/98	Dallas	77	84	L
<b>BOSTON</b>					1/12/16	Dallas	110	107	W
1/16/87	Boston	128	133	L	<b>DENVER</b>				
4/19/91	Cleveland	124	117	W	1/21/95	Denver (2 OT)	101	100	W
4/11/97	Boston	101	103	L	1/16/97	Denver	87	88	L
12/18/04	Cleveland	107	114	L	2/18/10	Cleveland	116	118	L
2/15/06	Boston (2 OT)	113	109	W	3/18/22	Cleveland	119	116	W
1/27/07	Cleveland	109	104	W	<b>DETROIT</b>				
<b>BROOKLYN/NEW JERSEY</b>					3/28/73	Cleveland	119	131	L
12/16/77	New Jersey	106	116	L	1/12/74	Detroit	117	112	W
12/14/94	New Jersey (2 OT)	95	88	W	1/7/76	Detroit	118	119	L
3/23/11	Cleveland	94	98	L	1/29/78	Detroit	116	120	L
4/8/12	New Jersey	117	122	L	3/18/80	Detroit	108	107	W
2/13/19	Cleveland (3OT)	139	148	L	4/18/82	Cleveland	113	116	L
1/20/21	Cleveland (2 OT)	147	135	W	1/14/84	Cleveland	131	132	L
<b>CHARLOTTE</b>					1/31/84	Cleveland	114	112	W
12/28/93	Cleveland	127	115	W	12/18/93	Detroit	92	98	L
2/20/94	Charlotte	105	101	W	3/27/98	Cleveland	88	87	W
11/15/94	Cleveland	89	86	W	1/25/00	Cleveland	116	107	W
1/10/95	Cleveland	108	116	L	2/3/01	Cleveland	81	88	L
4/7/97	Cleveland	105	110	L	12/18/02	Cleveland	106	111	L
12/26/00	Charlotte	110	115	L	12/20/02	Detroit	107	109	L
1/11/05	Cleveland	100	98	W	3/7/07	Detroit	101	97	W
3/22/06	Cleveland	120	118	W	4/13/16	Cleveland	110	112	L
3/20/07	Charlotte	100	108	L	1/9/20	Detroit	115	112	W
1/11/08	Cleveland (2OT)	113	106	W	12/26/20	Detroit (2 OT)	128	119	W
4/5/14	Cleveland	94	96	L					

## OVERTIME GAMES TEAM-BY-TEAM (CONTINUED)

Date	Site	Cle	Opp	W/L	Date	Site	Cle	Opp	W/L
<b>GOLDEN STATE</b>					<b>MIAMI</b>				
12/19/79	Golden St.	128	125	W	3/18/00	Cleveland	90	92	L
11/10/82	Golden St.	132	120	W	11/24/01	Cleveland	100	96	W
2/4/88	Cleveland	90	96	L	12/21/01	Miami	86	81	W
11/12/92	Golden St. (2 OT)	126	122	W	1/21/02	Cleveland	93	95	L
1/14/95	Golden St.	103	97	W	4/5/07	Cleveland	90	94	L
3/13/97	San Jose	95	101	L	4/10/17	Miami	121	124	L
1/20/07	Golden St.	106	104	W	2/24/20	Cleveland	125	119	W
12/29/13	Cleveland	104	108	L	<b>MILWAUKEE</b>				
<b>HOUSTON</b>					2/10/78	Milwaukee	98	108	L
11/28/79	Houston	111	113	L	12/28/85	Cleveland	112	114	L
1/8/80	Cleveland	115	118	L	3/25/89	Milwaukee	105	113	L
3/26/06	Houston	104	102	W	12/5/90	Milwaukee	109	113	L
3/1/15	Houston	103	105	L	3/8/02	Milwaukee	115	109	W
<b>INDIANA</b>					12/9/02	Cleveland (2 OT)	133	140	L
4/15/83	Indiana	132	124	W	12/17/07	Cleveland (2 OT)	104	99	W
3/31/84	Cleveland	119	120	L	2/10/12	Cleveland	112	113	L
2/14/90	Cleveland	131	133	L	12/20/13	Cleveland	114	111	W
1/22/92	Cleveland	119	115	W	11/14/15	Milwaukee (2 OT)	105	108	L
12/26/93	Cleveland	107	103	W	12/20/16	Milwaukee	114	108	W
4/18/01	Cleveland	101	105	L	<b>MINNESOTA</b>				
11/3/04	Cleveland (2 OT)	104	109	L	2/2/91	Cleveland	113	110	W
12/30/11	Indiana	91	98	L	3/21/00	Minnesota	107	111	L
4/11/12	Cleveland	98	104	L	2/7/18	Cleveland	140	138	W
2/1/16	Indiana	111	106	W	<b>NEW ORLEANS</b>				
4/2/17	Cleveland (2 OT)	135	130	W	3/28/05	New Orleans	109	108	W
<b>L.A. CLIPPERS/SAN DIEGO/BUFFALO</b>					12/4/15	New Orleans	108	114	L
10/15/71	Cleveland	109	111	L	<b>NEW YORK</b>				
11/20/75	Cleveland	115	118	L	10/17/71	Cleveland	120	121	L
3/17/82	Cleveland	113	107	W	12/18/76	New York	113	115	L
1/19/97	Los Angeles (2 OT)	107	102	W	10/25/77	New York	117	112	W
11/30/05	Cleveland	112	105	W	2/14/78	Cleveland	136	127	W
2/11/11	Cleveland	126	119	W	11/26/80	Cleveland	113	119	L
11/17/17	Cleveland	118	113	W	12/30/81	Cleveland	108	110	L
3/14/22	Cleveland	120	111	W	4/12/85	New York	109	108	W
<b>LOS ANGELES LAKERS</b>					2/17/90	New York	108	119	L
12/11/73	Cleveland	101	100	W	11/7/93	Cleveland	107	115	L
1/22/74	Los Angeles	111	110	W	4/7/94	New York	94	97	L
1/11/77	Cleveland	99	101	L	3/14/98	Cleveland	88	85	W
11/15/77	Los Angeles	102	95	W	4/12/03	Cleveland	104	99	W
1/29/80	Cleveland (4 OT)	154	153	W	12/18/10	Cleveland	109	102	W
3/13/92	Cleveland	109	107	W	2/3/20	Cleveland	134	139	L
2/4/04	Cleveland	106	111	L	<b>MEMPHIS/VANCOUVER</b>				
2/21/00	Cleveland	109	108	W	2/21/00	Cleveland	109	108	W
11/29/03	Cleveland (2 OT)	115	122	L	11/29/03	Cleveland (2 OT)	115	122	L
1/15/08	Memphis	132	124	W	1/15/08	Memphis	132	124	W
12/8/09	Memphis	109	111	L	12/8/09	Memphis	109	111	L
2/9/14	Cleveland	91	83	W	2/9/14	Cleveland	91	83	W

## OVERTIME GAMES TEAM-BY-TEAM (CONTINUED)

Date	Site	Cle	Opp	W/L	Date	Site	Cle	Opp	W/L
<b>ORLANDO</b>					<b>SAN ANTONIO</b>				
11/8/89	Cleveland	110	117	L	1/7/78	Cleveland	107	109	L
2/15/95	Cleveland	100	99	W	12/14/90	Cleveland	106	116	L
11/19/97	Cleveland	93	96	L	11/8/91	San Antonio	101	107	L
3/6/98	Orlando	89	91	L	2/28/02	Cleveland	114	107	W
12/25/03	Orlando	101	113	L	3/12/15	San Antonio	128	125	W
2/27/04	Orlando	112	107	W	1/21/17	Cleveland	115	118	L
11/13/05	Orlando	108	100	W	12/12/19	San Antonio	117	109	W
11/14/07	Cleveland	116	117	L	3/8/20	Cleveland	132	129	W
1/2/14	Cleveland	87	81	W	<b>SEATTLE</b>				
<b>PHILADELPHIA</b>					12/3/72	Cleveland	105	103	W
1/12/73	Pittsburgh (2 OT)	113	109	W	11/14/75	Seattle	97	100	L
2/11/81	Philadelphia	120	122	L	12/23/88	Cleveland	119	107	W
2/23/84	Cleveland	116	109	W	3/5/91	Seattle	113	111	W
3/17/86	Cleveland	112	118	L	11/14/91	Cleveland	115	109	W
2/5/92	Philadelphia	110	108	W	3/2/93	Seattle	105	108	L
12/3/99	Cleveland	100	102	L	3/5/96	Cleveland (2 OT)	101	107	L
3/14/00	Cleveland	97	98	L	3/1/01	Cleveland	99	101	L
11/15/03	Cleveland	91	88	W	<b>TORONTO</b>				
1/24/07	Cleveland (2 OT)	115	118	L	4/16/99	Toronto	91	90	W
4/15/09	Cleveland	110	111	L	2/26/10	Toronto	126	118	W
11/9/13	Cleveland (2 OT)	127	125	W	<b>UTAH</b>				
2/27/21	Philadelphia	112	109	W	12/19/86	Cleveland (2 OT)	128	134	L
<b>PHOENIX</b>					12/11/89	Utah	113	110	W
12/19/75	Phoenix (2 OT)	128	124	W	1/18/91	Cleveland	99	106	L
11/10/04	Cleveland	114	109	W	1/17/04	Utah	102	96	W
5/4/21	Cleveland	118	134	L	<b>WASHINGTON</b>				
<b>PORTLAND</b>					3/14/72	Baltimore	127	118	W
10/18/74	Portland (4 OT)	129	131	L	3/24/73	Baltimore	116	120	L
12/30/95	Cleveland (2 OT)	124	121	W	4/5/77	Cleveland	113	119	L
3/19/09	Cleveland	97	92	W	12/13/79	Cleveland	113	115	L
12/1/12	Cleveland (2 OT)	117	118	L	3/15/83	Washington	92	95	L
<b>SACRAMENTO/KANSAS CITY</b>					1/30/88	Cleveland	128	126	W
2/8/75	Cleveland	92	91	W	1/29/89	Baltimore	117	122	L
12/1/76	Kansas City	98	91	W	12/21/92	Washington	111	107	W
2/28/84	Kansas City (2 OT)	137	142	L	11/2/96	Washington	98	96	W
1/22/94	Sacramento	119	109	W	11/16/13	Washington	103	96	W
3/31/96	Sacramento	100	105	L	4/15/15	Cleveland	113	108	W
11/1/00	Cleveland (2 OT)	102	100	W	2/6/17	Washington (2 OT)	140	135	W
3/13/09	Sacramento	126	123	W					
12/23/09	Sacramento	117	104	W					
1/25/17	Cleveland	112	116	L					

## CAVALIERS OVERTIME RECORD

Season	GP	Home	Road	Neutral	Total	Pct.
1970-71	0	0-0	0-0	0-0	0-0	---
1971-72	3	0-2	1-0	0-0	1-2	.333
1972-73	5	1-1	1-1	1-0	3-2	.600
1973-74	3	1-0	2-0	0-0	3-0	1.000
1974-75	5	3-0	0-2	0-0	3-2	.600
1975-76	4	0-1	1-2	0-0	1-3	.250
1976-77	4	0-2	1-1	0-0	1-3	.250
1977-78	7	1-1	2-3	0-0	3-4	.429
1978-79	0	0-0	0-0	0-0	0-0	---
1979-80	7	1-2	2-2	0-0	3-4	.429
1980-81	4	0-1	2-1	0-0	2-2	.500
1981-82	5	2-2	0-1	0-0	2-3	.400
1982-83	3	0-0	2-1	0-0	2-1	.667
1983-84	6	2-2	0-2	0-0	2-4	.333
1984-85	4	0-1	3-0	0-0	3-1	.750
1985-86	4	0-2	1-1	0-0	1-3	.250
1986-87	2	0-1	0-1	0-0	0-2	0.000
1987-88	4	2-2	0-0	0-0	2-2	.500
1988-89	3	1-0	0-2	0-0	1-2	.333
1989-90	8	1-3	1-3	0-0	2-6	.250
1990-91	6	2-2	1-1	0-0	3-3	.500
1991-92	5	3-0	1-1	0-0	4-1	.800
1992-93	4	0-0	3-1	0-0	3-1	.750
1993-94	7	2-1	2-2	0-0	4-3	.571
1994-95	7	2-2	3-0	0-0	5-2	.714
1995-96	4	2-1	0-1	0-0	2-2	.500
1996-97	6	0-1	2-3	0-0	2-4	.333
1997-98	6	2-2	0-2	0-0	2-4	.333
1998-99	2	0-0	2-0	0-0	2-0	1.000
1999-00	7	2-3	1-1	0-0	3-4	.429
2000-01	5	1-3	0-1	0-0	1-4	.200
2001-02	6	2-1	2-1	0-0	4-2	.667
2002-03	5	1-3	0-1	0-0	1-4	.200
2003-04	6	1-2	2-1	0-0	3-3	.500
2004-05	6	2-2	1-1	0-0	3-3	.500
2005-06	5	2-0	3-0	0-0	5-0	1.000
2006-07	7	0-3	3-1	0-0	3-4	.429
2007-08	5	3-1	1-0	0-0	4-1	.800
2008-09	4	1-1	1-1	0-0	2-2	.500
2009-10	4	0-1	2-1	0-0	2-2	.500
2010-11	3	2-1	0-0	0-0	2-1	.667
2011-12	5	0-2	0-3	0-0	0-5	0.000
2012-13	1	0-1	0-0	0-0	0-1	0.000
2013-14	8	4-3	1-0	0-0	5-3	.625
2014-15	4	1-0	2-1	0-0	3-1	.750
2015-16	6	0-1	3-2	0-0	3-3	.500
2016-17	7	1-2	2-2	0-0	3-4	.429
2017-18	2	2-0	0-0	0-0	2-0	1.000
2018-19	1	0-1	0-0	0-0	0-1	.000
2019-20	5	2-1	2-0	0-0	4-1	.800
2020-21	4	2-1	1-0	0-0	3-1	.750
2021-22	2	2-0	0-0	0-0	2-0	1.000
<b>52 Years</b>	<b>234</b>	<b>57-65</b>	<b>60-51</b>	<b>1-0</b>	<b>118-116</b>	<b>.504</b>
		<b>.467</b>	<b>.541</b>	<b>1.000</b>		

## NBA HONORS WON BY CAVALIERS

Most Valuable Player		All-NBA Team	
LeBron James	2008-09	Mark Price	3rd team 1988-89
LeBron James	2009-10	Mark Price	3rd team 1991-92
NBA Finals Most Valuable Player		Brad Daugherty	3rd team 1991-92
LeBron James	2016	Mark Price	1st team 1992-93
All-Star Game		Mark Price	3rd team 1993-94
John Johnson	1971	LeBron James	2nd team 2004-05
Butch Beard	1972	LeBron James	1st team 2005-06
John Johnson	1972	LeBron James	2nd team 2006-07
Lenny Wilkens	1973	LeBron James	1st team 2007-08
Austin Carr	1974	LeBron James	1st team 2008-09
Campy Russell	1979	LeBron James	1st team 2009-10
Mike Mitchell	1981	LeBron James	1st team 2014-15
Brad Daugherty	1988	Kyrie Irving	3rd team 2014-15
Brad Daugherty	1989	LeBron James	1st team 2015-16
Larry Nance	1989	LeBron James	1st team 2016-17
Mark Price	1989	LeBron James	1st team 2017-18
Lenny Wilkens (Head Coach)	1989	All-Defensive Team	
Brad Daugherty	1991	Jim Brewer	2nd team 1975-76
Brad Daugherty	1992	Jimmy Cleamons	2nd team 1975-76
Mark Price	1992	Jim Brewer	2nd team 1976-77
Brad Daugherty	1993	Larry Nance	1st team 1988-89
Larry Nance	1993	Larry Nance	2nd team 1991-92
Mark Price	1993	Larry Nance	2nd team 1992-93
Mark Price	1994	Bobby Phills	2nd team 1995-96
Tyrone Hill	1995	LeBron James	1st team 2008-09
Terrell Brandon	1996	LeBron James	1st team 2009-10
Terrell Brandon	1997	Anderson Varejao	2nd team 2009-10
Shawn Kemp (starter)	1998	All-Rookie Team	
Zydrunas Ilgauskas	2003	Austin Carr	1st team 1971-72
LeBron James (starter)	2005	Dwight Davis	1st team 1972-73
Zydrunas Ilgauskas	2005	Brad Daugherty	1st team 1986-87
LeBron James (starter, MVP)	2006	Ron Harper	1st team 1986-87
LeBron James (starter)	2007	John Williams	1st team 1986-87
LeBron James (starter, MVP)	2008	Terrell Brandon	2nd team 1991-92
LeBron James (starter)	2009	Brevin Knight	1st team 1997-98
Mo Williams	2009	Zydrunas Ilgauskas	1st team 1997-98
Mike Brown (Head Coach)	2009	Cedric Henderson	2nd team 1997-98
LeBron James (starter)	2010	Derek Anderson	2nd team 1997-98
Kyrie Irving	2013	Andre Miller	1st team 1999-00
Kyrie Irving (starter, MVP)	2014	Chris Mihm	2nd team 2000-01
LeBron James (starter)	2015	Carlos Boozer	2nd team 2002-03
Kyrie Irving	2015	LeBron James	1st team 2003-04
LeBron James (starter)	2016	Kyrie Irving	1st team 2011-12
Tyronn Lue (Head Coach)	2016	Tristan Thompson	2nd team 2011-12
LeBron James (starter)	2017	Dion Waiters	1st team 2012-13
Kyrie Irving (starter)	2017	Tyler Zeller	2nd team 2012-13
Kevin Love	2017	Collin Sexton	2nd team 2018-19
LeBron James (starter)	2018	Isaac Okoro	2nd team 2020-21
Kevin Love	2018	Evan Mobley	1st Team 2021-22
Jarrett Allen	2022		
Darius Garland	2022		

## NBA HONORS (CONTINUED)

Rookie of the Year		Player of the Month	
LeBron James	2003-04	LeBron James	Month Nov. '04
Kyrie Irving	2011-12	LeBron James	Month Jan. '05
<b>Rookie of the Month</b>		LeBron James	Month Nov. '05
Ron Harper	December 1986	LeBron James	Month March '06
Ron Harper	January 1987	LeBron James	Month March '07
Brad Daugherty	March 1987	LeBron James	Month Jan. '08
Carlos Boozer	April 2003	LeBron James	Month Feb. '08
LeBron James	November 2003	LeBron James	Month Oct./Nov. '08
LeBron James	December 2003	LeBron James	Month Jan. '09
LeBron James	January 2004	LeBron James	Month March '09
LeBron James	February 2004	LeBron James	Month April '09
LeBron James	March 2004	LeBron James	Month Oct./Nov. '09
LeBron James	April 2004	LeBron James	Month Dec. '09
Kyrie Irving	January 2012	LeBron James	Month Jan. '10
Kyrie Irving	February 2012	LeBron James	Month Feb. '10
Kyrie Irving	March 2012	LeBron James	Month Feb. '15
Dion Waiters	February 2013	LeBron James	Month Mar. '15
Evan Mobley	Oct./Nov. 2021	LeBron James	Month Feb. '16
		LeBron James	Month Mar. '16
		LeBron James	Month Apr. '16
		LeBron James	Month Oct./Nov. '16
		LeBron James	Month Feb. '17
		LeBron James	Month Oct./Nov. '17
		LeBron James	Month Dec. '17
		LeBron James	Month Feb. '18
		LeBron James	Month Mar./Apr. '18

Player of the Week			
Mike Mitchell	Week ending	12/30/79	LeBron James Week ending 2/9/09
Kenny Carr	Week ending	2/1/81	LeBron James Week ending 3/16/09
Mike Mitchell	Week ending	2/22/81	LeBron James Week ending 3/23/09
World B. Free	Week ending	1/13/85	LeBron James Week ending 11/22/09
John Williams	Week ending	11/30/86	LeBron James Week ending 12/27/09
Ron Harper	Week ending	2/5/89	LeBron James Week ending 1/10/10
Brad Daugherty	Week ending	11/17/91	LeBron James Week ending 1/24/10
Larry Nance	Week ending	2/2/92	LeBron James Week ending 2/7/10
Terrell Brandon	Week ending	12/3/95	LeBron James Week ending 2/28/10
Terrell Brandon	Week ending	12/22/96	Kyrie Irving Week ending 1/27/13
Wesley Person	Week ending	12/7/97	Kyrie Irving Week ending 12/15/13
Andre Miller	Week ending	12/9/01	LeBron James Week ending 11/16/14
Andre Miller	Week ending	2/17/02	LeBron James Week ending 11/30/14
Carlos Boozer	Week ending	1/25/04	LeBron James Week ending 1/25/15
Zydrunas Ilgauskas	Week ending	3/14/04	Kyrie Irving Week ending 2/1/15
LeBron James	Week ending	11/14/04	Kyrie Irving Week ending 3/15/15
LeBron James	Week ending	11/28/04	LeBron James Week ending 11/22/15
LeBron James	Week ending	1/23/05	LeBron James Week ending 1/10/16
LeBron James	Week ending	11/05	LeBron James Week ending 3/6/16
LeBron James	Week ending	1/30/06	LeBron James Week ending 3/27/16
LeBron James	Week ending	3/06	LeBron James Week ending 4/3/16
LeBron James	Week ending	3/27/06	LeBron James Week ending 10/30/16
LeBron James	Week ending	4/2/06	LeBron James Week ending 11/6/16
LeBron James	Week ending	11/06	Kevin Love Week ending 11/27/16
LeBron James	Week ending	3/12/07	LeBron James Week ending 12/11/16
LeBron James	Week ending	11/25/07	LeBron James Week ending 2/12/17
LeBron James	Week ending	1/6/08	LeBron James Week ending 12/3/17
LeBron James	Week ending	2/24/08	LeBron James Week ending 12/17/17
LeBron James	Week ending	11/10/08	LeBron James Week ending 3/18/18
LeBron James	Week ending	11/17/08	LeBron James Week ending 3/25/18
LeBron James	Week ending	12/29/08	Jarrett Allen Week ending 11/7/21
LeBron James	Week ending	1/26/09	Darius Garland Week ending 1/16/22

## NBA HONORS (CONTINUED)

Sportsmanship Award		Coach of the Month	
Terrell Brandon	1996-97	George Karl	February 1985
<b>J. Walter Kennedy Citizenship Award</b>		Lenny Wilkens	April 1988
Austin Carr	1979-80	Lenny Wilkens	December 1988
Eric Snow	2004-05	Lenny Wilkens	February 1993
Luol Deng	2013-14	Mike Fratello	December 1994
LeBron James	2016-17	Mike Fratello	December 1995
<b>Coach of the Year</b>		Mike Brown	January 2008
Bill Fitch	1975-76	Mike Brown	December 2008
Mike Brown	2008-09	Mike Brown	February 2009
<b>Executive of the Year</b>		Mike Brown	March 2009
Wayne Embry	1991-92	Mike Brown	December 2009
Wayne Embry	1997-98	David Blatt	March 2015
Danny Ferry	2008-09	David Blatt	October/November 2015
		Tyronn Lue	October/November 2016
		J.B. Bickerstaff	January 2022

## ALL-STAR WEEKEND

Slam Dunk Contest			Rookie Challenge	
Roy Hinson	7th place	1986	Chris Mills	1994
Ron Harper	5th place	1987	Bob Sura	1996
Ron Harper	7th place	1989	Vitaly Potapenko	1997
Bob Sura	5th place	1997	Zydrunas Ilgauskas (MVP)	1998
Larry Nance Jr.	2nd place	2018	Brevin Knight	1998
Three-Point Contest			Cedric Henderson	1998
Mark Price	5th place	1988	Derek Anderson (DNP-inj.)	1998
Craig Ehlo	5th place	1990	Andre Miller (rookie)	2000
Mark Price	7th place	1990	Andre Miller (sophomore)	2001
Craig Ehlo	6th place	1992	Chris Mihm (sophomore)	2002
Mark Price	1st place	1993	Carlos Boozer (rookie)	2003
Mark Price	1st place	1994	Dajuan Wagner (rookie)	2003
Bob Sura	8th place	2000	Carlos Boozer (sophomore)	2004
Wesley Person	2nd place	2002	LeBron James (rookie)	2004
Damon Jones	5th place	2007	LeBron James (sophomore)	2005
Daniel Gibson	2nd place	2008	Daniel Gibson (sophomore) (MVP)	2008
Daniel Gibson	5th place	2011	Kyrie Irving (rookie) (MVP)	2012
Kyrie Irving	1st place	2013	Tristan Thompson (rookie, Team Shaq)	2012
Kyrie Irving	T-4th place	2014	Kyrie Irving (soph., Team Shaq)	2013
Kyrie Irving	2nd place	2015	Tristan Thompson (soph., Team Chuck)	2013
Kyrie Irving	2nd place	2017	Dion Waiters (rook., Team Shaq)	2013
Skills Challenge			Tyler Zeller (rook., Team Shaq)	2013
LeBron James	2nd place	2006	Dion Waiters (soph., Team Hill)	2014
LeBron James	3rd place	2007	Matthew Dellavedova (soph., World Team)	2015
Mo Williams	3rd place	2009	Cedi Osman (soph., World Team)	2019
Kyrie Irving	6th place	2012	Collin Sexton (soph. US Team)	2020
Team Cavs			Evan Mobley (rook. Team Barry)	2022
(Allen, Garland, Mobley)	1st place	2022	Isaac Okoro (soph. Team Barry)	2022
2-Ball Contest				
Wesley Person/ Michelle Edwards	7th place	1998		
Trajan Langdon/ Eva Nemcova	2nd place	2001		



# CAVALIERS ATTENDANCE

Year	Home		Road		Overall	
	Total	Avg	Total	Avg	Total	Avg
1970-71	144,252	3,518	242,113	5,905	386,365	4,712
1971-72	214,119	5,222	280,791	6,849	494,910	6,035
1972-73	186,477	4,548	304,670	7,431	491,147	5,990
1973-74	164,520	4,013	315,826	7,703	480,346	5,858
1974-75	334,582	8,161	314,048	7,660	648,630	7,910
1975-76	519,010	12,659	391,835	9,557	910,845	11,108
1976-77	570,445	13,913	474,058	11,562	1,044,503	12,738
1977-78	454,961	11,097	432,977	10,560	887,938	10,829
1978-79	325,616	7,942	412,407	10,059	738,023	9,000
1979-80	322,788	7,873	393,086	9,587	715,874	8,730
1980-81	224,489	5,475	371,319	9,057	595,808	7,266
1981-82	236,523	5,769	353,066	8,611	589,589	7,190
1982-83	160,537	3,916	344,836	8,411	505,373	6,163
1983-84	208,095	5,075	363,813	8,873	571,908	6,974
1984-85	323,984	7,902	394,947	9,633	718,931	8,767
1985-86	390,842	9,533	443,651	10,821	834,493	10,177
1986-87	447,125	10,905	476,874	11,631	923,999	11,268
1987-88	504,847	12,313	528,617	12,893	1,033,464	12,603
1988-89	730,925	17,827	654,989	15,975	1,385,914	16,901
1989-90	695,710	16,969	626,806	15,288	1,322,516	16,128
1990-91	623,906	15,217	606,315	14,788	1,230,221	15,003
1991-92	677,408	16,522	635,346	15,496	1,312,754	16,009
1992-93	751,469	18,329	634,903	15,485	1,386,372	16,907
1993-94	753,686	18,383	643,195	15,688	1,396,881	17,035
1994-95	833,850	20,338	643,013	15,683	1,476,863	18,011
1995-96	730,095	17,807	681,421	16,620	1,411,516	17,214
1996-97	692,684	16,895	674,673	16,455	1,367,357	16,675
1997-98	694,629	16,942	692,575	16,892	1,387,204	16,917
1998-99	352,992	14,120	448,177	17,927	801,169	16,023
1999-00	603,702	14,724	682,333	16,642	1,286,035	15,683
2000-01	650,775	15,873	658,631	16,064	1,309,406	15,968
2001-02	596,115	14,539	648,186	15,809	1,244,301	15,174
2002-03	471,374	11,497	659,607	16,088	1,130,981	13,792
2003-04	749,808	18,288	768,955	18,755	1,518,763	18,522
2004-05	784,249	19,128	749,316	18,276	1,533,565	18,702
2005-06	792,391	19,327	770,841	18,801	1,563,232	19,064
2006-07	837,883	20,436	776,561	18,941	1,614,444	19,688
2007-08	839,074	20,465	737,681	17,992	1,576,755	19,229
2008-09	841,000	20,512	774,879	18,899	1,615,879	19,706
2009-10	843,042	20,562	787,239	19,201	1,630,281	19,881
2010-11	824,595	20,112	664,201	16,200	1,488,796	18,156
2011-12	525,577	15,927	551,860	16,723	1,077,437	16,325
2012-13	663,882	16,192	688,014	16,781	1,351,896	16,487
2013-14	710,522	17,330	712,550	17,379	1,423,072	17,355
2014-15	843,042	20,562	775,537	18,916	1,618,579	19,739
2015-16	843,042	20,562	775,317	18,910	1,618,359	19,736
2016-17	843,042	20,562	779,880	19,021	1,622,922	19,792
2017-18	843,042	20,562	781,477	19,060	1,624,519	19,811
2018-19	793,337	19,350	722,921	17,632	1,516,258	18,491
2019-20	643,008	17,861	529,374	18,254	1,172,382	18,037
2020-21*	---	---	---	---	---	---
2021-22	758,228	18,493	702,513	17,134	1,460,741	17,814
52 Years	29,571,296	14,354	29,478,220	14,404	59,049,516	14,378

\* limited fan attendance due to global pandemic

## CAVALIERS ATTENDANCE RECORDS

### Cavaliers Largest Home Crowds at the Cleveland Arena

11,178 — L.A. Lakers, Jan. 5, 1972  
 11,044 — New York, Feb. 3, 1973  
 10,819 — L.A. Lakers, Mar. 22, 1972  
 10,409 — Boston, Feb. 25, 1973  
 10,289 — Cincinnati, Mar. 26, 1972

### Cavaliers Largest Home Crowds at The Coliseum

21,130 — Washington, Feb. 8, 1976  
 20,900 — Boston, Mar. 15, 1985  
 20,900 — Boston, Oct. 26, 1985  
 20,900 — L.A. Lakers, Dec. 20, 1985  
 20,900 — Boston, Jan. 23, 1988

### Cavaliers Largest Home Crowds At Quicken Loans Arena

20,562 - 463 occasions, 1994-2018

## CAVALIERS LARGEST PLAYOFF CROWDS

23,058 — Chicago, Apr. 25, 2010	21,564 — Boston, May 11, 1976	21,313 — Washington, Apr. 22, 1976
22,991 — Chicago, Apr. 22, 2010	21,564 — Boston, May 14, 1976	21,061 — Washington, Apr. 17, 1976
21,564 — Washington, Apr. 29, 1976	21,564 — Boston, May 19, 1976	



21,564 Cavaliers fans witnessed the franchise's first-ever NBA Playoffs series win during Game 7 of the 1976 Eastern Conference Semifinals against Washington at Richfield Coliseum on April 29, 1976

# CAVALIERS DRAFT RESUME

## 1970 Expansion Draft

Player	Team
Butch Beard	Atlanta
Len Chappell	Milwaukee
Johnny Egan	L.A. Lakers
Bobby Lewis	San Francisco
McCoy McLemore	Detroit
Don Ohl	Atlanta
Walt Wesley	Chicago
Loy Peterson	Chicago
Luther Rackley	Cincinnati
Bobby Smith	San Diego
John Warren	New York

## NBA Drafts

### 1970

Rd.	Pick	Player	College
1.	7	John Johnson	Iowa
2.	26	Dave Sorenson	Ohio State
3.	41	Surry Oliver	Stephen F. Austin
4.	60	Glen Vidnovic	Iowa
5.	75	Wayne Sokolowski	Ashland
6.	94	Joe Cooke	Indiana
7.	109	Narvis Anderson	Stephen F. Austin
8.	128	Walt Robertson	Loyola (Ill.)
9.	143	Tom Lagodich	Kent State
10.	162	Ken Johnson	Indiana

### 1971

1.	1	Austin Carr	Notre Dame
2.	18	Steve Patterson	UCLA
2.	35	Willie Long	New Mexico
3.	36	Gerald Lockett	Arkansas A&M
3.	41	Jackie Ridgle	California
4.	52	Cliff Harris	Hardin Simmons
5.	69	Brian Mahoney	Manhattan
6.	86	Mike Childress	Colorado State
7.	103	Tom Bush	Drake
8.	120	Charlie Davis	Wake Forest
9.	137	Rich Walker	Bowling Green
10.	153	Jim Meredith	Washington State

### 1972

1.	3	Dwight Davis	Houston
2.	24	Steve Hawes	Washington
4.	50	Hank Siemiontskowski	Villanova
5.	66	Sam Cash	California-Riverside
6.	83	Tom Parker	Kentucky
7.	100	Steve Davidson	West Texas State
8.	116	Roger Evans	Kent State
9.	132	Greg Starrick	Southern Illinois
10.	145	Kent Martens	Abilene Christian

## 1973

1.	2	Jim Brewer	Minnesota
2.	26	Al Hornyak	Ohio State
3.	37	Jim O'Brien	Maryland
3.	40	Ozzie Edwards	Oklahoma City
3.	41	Jim Lister	Sam Houston
4.	57	Luke Witte	Ohio State
5.	74	John Coughran	California
6.	91	Willie Calvert	Abilene Christian
7.	108	Larry Farmer	UCLA
8.	125	John Ritter	Indiana
9.	142	Les Taylor	Murray State
10.	156	Dean Martin	Baldwin-Wallace

## 1974

Rd.	Pick	Player	College
1.	8	Campy Russell	Michigan
3.	38	Foots Walker	West Georgia
3.	39	Kevin Restani	San Francisco
4.	57	Jim Foster	Connecticut
5.	75	Gary Novak	Notre Dame
6.	93	Aron Stewart	Richmond
7.	111	Mike Robinson	Michigan State
8.	129	Kerry Hughes	Wisconsin
9.	147	Jim Buskofsky	Upper Iowa
10.	164	Jim Kelly	Loras

## 1975

1.	15	John Lambert	Southern California
2.	28	Dan Roundfield	Central Michigan
2.	33	Mel Utley	St. John's
3.	45	Ted Hathaway	Cleveland State
4.	62	Eric Fernsten	San Francisco
5.	79	Jim Lee	Syracuse
5.	82	Mike Odemns	Western Kentucky
6.	99	Henry Ward	Jackson State
7.	116	Shawn Leftwick	Jacksonville
8.	136	Andre McCarter	UCLA
9.	152	Skip Howard	Bowling Green
10.	167	Eric Anderson	Macalester

## 1976

1.	15	Chuckie Williams	Kansas State
2.	32	Mo Howard	Maryland
3.	50	Gary Cole	Wisconsin-Parkside
4.	66	John Engles	Pennsylvania
5.	84	Ed Lawrence	McNeese State
6.	102	Harry Davis	Morris Brown
7.	120	John Britt	Western Kentucky
8.	123	Dave Koehler	Wisconsin
8.	138	Tim Sisneros	Middle Tennessee
10.	155	Bruce Parkinson	Purdue
10.	171	Elisha McSweeney	Mankato State

## 1977

2.	33	Ed Jordan	Rutgers
3.	55	Steve Grote	Michigan
4.	77	Melvin Jones	West Texas State
5.	99	Alphonso Smith	Jackson State
6.	121	Ron Cox	East Washington State
7.	141	Bob Riddle	Eastern Michigan
8.	160	Tom Cutter	Western Michigan

## CAVALIERS DRAFT RESUME (CONTINUED)

**1978**

1.	15	Mike Mitchell	Auburn
2.	33	Harry Davis	Florida State
3.	57	Ken Higgs	LSU
4.	78	Stan Rome	Clemson
5.	99	Ken Koenigs	Kansas
6.	123	Ron Bell	Virginia Tech
7.	143	Tony Smith	UNLV
8.	161	Roland Martin	Missouri Southern
9.	180	Steve Bayless	Central State (Ohio)
10.	194	Gary Winston	Army

**1979**

Rd.	Pick	Player	College
2.	26	Bruce Flowers	Notre Dame
3.	65	Bill Laimbeer	Notre Dame
4.	70	Rick Swing	The Citadel
5.	91	Matt Simpkins	Georgia Southern
6.	112	Joe Manning	North Texas State
7.	131	Steve Skaggs	Ohio University
8.	151	Mark Haymore	Massachusetts
9.	169	Tim Joyce	Ohio University
10.	188	Terry Peavy	Point Park

**1980**

1.	22	Chad Kinch	UNC-Charlotte
3.	53	Stuart House	Washington State
3.	55	Wayne Abrams	Southern Illinois
3.	68	Ron Jones	Illinois State
4.	77	Murray Brown	Florida State
5.	101	LaVon Williams	Kentucky
6.	123	Antonio Martin	Oral Roberts
8.	147	Leroy Berry	Wilmington (Ohio)
8.	166	Jim Ellinghausen	Ohio State
9.	187	Melvin Crafter	Central State (Ohio)

**1981**

3.	55	Mickey Dillard	Florida State
3.	59	Boo Bowers	American
4.	74	Ethan Martin	LSU
5.	96	Ken Page	New Mexico
6.	120	Aaron Strayhorn	Hawaii
7.	142	Andre Smith	Nebraska
8.	166	Glen Marcus	UAB
9.	187	Paul Roba	Cleveland State
10.	208	Greg Boone	Augsburg

**1982**

1.	12	John Bagley	Boston College
2.	28	David Magley	Kansas
3.	47	Mike Wilson	Marquette
4.	70	Reggie Hannah	South Alabama
5.	93	Terry White	UTEP
6.	116	Vince Reynolds	South Florida
7.	139	Randy Reed	Kansas State
8.	162	Monty Knight	VCU
9.	185	Tony Hafley	South Alabama
10.	206	Durand Walker	Marion

**1983**

1.	20	Roy Hinson	Rutgers
1.	24	Stewart Granger	Villanova
2.	27	John Garris	Boston College
3.	50	Paul Thompson	Tulane
3.	56	Larry Anderson	UNLV
3.	66	Les Craft	Kansas State
3.	67	Derrick Hord	Kentucky
4.	73	Dwight Jones	Cincinnati
5.	96	Chris Logan	Holy Cross
6.	119	Mel McLaughlin	Central Michigan
7.	142	John Columbo	John Carroll
8.	165	Larry Tucker	Lewis (Ill.)
9.	187	Joe Brown	Georgia State
10.	208	Jon Hanley	Xavier (Ohio)

**1984**

Rd.	Pick	Player	College
1.	12	Tim McCormick	Michigan
2.	27	Ron Anderson	Fresno State
3.	50	Ben McDonald	UC-Irvine
3.	60	Leonard Mitchell	LSU
4.	73	Art Aaron	Northwestern
5.	96	Vince Hinch	Boise State
6.	119	Matt Doherty	North Carolina
7.	142	Joe Jakubick	Akron
8.	165	Elliot Beard	Oberlin
9.	187	John Shimko	Xavier (Ohio)
10.	209	Darrell Space	NE Illinois

**1985**

1.	9	Charles Oakley	Virginia Union
2.	30	Calvin Duncan	VCU
2.	45	John Williams	Tulane
3.	55	Herb Johnson	Tulsa
4.	79	Mark Davis	Old Dominion
5.	101	Gunther Behnke	West Germany
6.	125	Ricky Johnson	Illinois State
7.	147	Buzz Peterson	North Carolina

**1986**

1.	1	Brad Daugherty	North Carolina
1.	8	Ron Harper	Miami (Ohio)
2.	29	Johnny Newman	Richmond
3.	50	Kevin Henderson	Cal State-Fullerton
4.	73	Warren Martin	North Carolina
5.	96	Ben Davis	Gardner-Webb
6.	119	Gilbert Wilburn	New Mexico State
7.	142	Ralph Dalton	Georgetown

**1987**

1.	7	Kevin Johnson	California
2.	41	Kannard Johnson	Western Kentucky
3.	52	Donald Royal	Notre Dame
4.	75	Chris Dudley	Yale
4.	80	Carven Holcombe	Texas Christian
5.	98	Carl Lott	Texas Christian
6.	121	Harold Jensen	Villanova
7.	144	Michael Foster	South Carolina

**1988**

1.	22	Randolph Keys	Southern Mississippi
3.	64	Winston Bennett	Kentucky

## CAVALIERS DRAFT RESUME (CONTINUED)

1989		
1.	25	John Morton Seton Hall
2.	43	Chuck Brown North Carolina State
1990		
2.	52	Stefano Rusconi Ranger Varese
1991		
1.	11	Terrell Brandon Oregon
2.	39	Jimmy Oliver Purdue
1992		
No Selections		
1993		
1.	22	Chris Mills Arizona
1994		
2.	42	Gary Collier Tulsa
1995		
Rd.	Pick	Player College
1.	17	Bob Sura Florida State
2.	39	Donny Marshall Connecticut
1996		
1.	12	Vitaly Potapenko Wright State
1.	20	Zydrunas Ilgauskas Lithuania
2.	56	Reggie Geary Arizona
1997		
1.	13	Derek Anderson Kentucky
1.	16	Brevin Knight Stanford
2.	45	Cedric Henderson Memphis
1998		
2.	48	Ryan Stack South Carolina
1999		
1.	8	Andre Miller Utah
1.	11	Trajan Langdon Duke
2.	39	A.J. Bramlett Arizona
2000		
1.	8	Jamal Crawford Michigan
2001		
1.	8	DeSagana Diop Oak Hill Academy HS
1.	20	Brendan Haywood North Carolina
2.	36	Jeff Trepagnier Southern California
2002		
Rd.	Pick	Player College
1.	6	Dajuan Wagner Memphis
2.	35	Carlos Boozer Duke
2003		
1.	1	LeBron James St. Vincent-St. Mary HS
2.	30	Jason Kapono UCLA
2004		
1.	10	Luke Jackson Oregon
2005		
No Selections		
2006		
1.	25	Shannon Brown Michigan State
2.	42	Daniel Gibson Texas
2.	55	Ejike Ugboaja Nigeria

2007		
No Selections		
2008		
1.	19	J.J. Hickson North Carolina State
2009		
1.	30	Christian Eyenga Congo
2.	46	Danny Green North Carolina
2010		
No Selections		
2011		
1.	1	Kyrie Irving Duke
1.	4	Tristan Thompson Texas
2.	32	Justin Harper Richmond
2.	54	Milan Macvan Serbia
2012		
1.	4	Dion Waiters Syracuse
1.	24	Jared Cunningham Oregon State
2.	33	Bernard James Florida State
2.	34	Jae Crowder Marquette
2013		
1.	1	Anthony Bennett Nevada-Las Vegas
1.	19	Sergey Karasav Russia
2.	31	Allen Crabbe California
2.	33	Carrick Felix Arizona State
2014		
1.	1	Andrew Wiggins Kansas
2.	33	Joe Harris Virginia
2015		
1.	24	Tyus Jones Duke
2.	53	Sir'Dominic Pointer St. John's
2016		
No selections		
2017		
No selections		
2018		
1.	8	Collin Sexton Alabama
2019		
1.	5	Darius Garland Vanderbilt
1.	26	Dylan Windler Belmont
2020		
1.	5	Isaac Okoro Auburn
2021		
1.	3	Evan Mobley USC
2022		
1.	14	Ochai Agbaji Kansas
2.	39	Khalifa Diop Senegal
2.	49	Isaiah Mobley USC
2.	56	Luke Travers Australia

## CAVALIER UNIFORM NUMBERS

<b>0</b> Lari Ketner Jeff McInnis C.J. Miles Kevin Love	<b>3</b> Elmore Smith Ennis Whitley Eddie Johnson Craig Ehlo Bob Sura Jeff Trepagnier Tierre Brown J.R. Bremer Sasha Pavlovic Sebastian Telfair Ramon Sessions	<b>6</b> Larry Nance Mitchell Butler Shannon Brown Jerome Moiso Manny Harris Ben Uzoh Earl Clark Andrew Bogut JaVale McGee Kevin Pangos Moses Brown	<b>11*</b> John Warren Walt Frazier Willie Smith Cliff Robinson Kevin Johnson Mike Sanders Terrell Brandon John Crotty Zydrunas Ilgauskas	<b>15</b> Dave Sorenson Cornell Warner Chuckie Williams Butch Lee Roger Phegley Keith Herron Matt Harpring Cedric Simmons Jamario Moon Donald Sloan Marreese Speights Anthony Bennett London Perrantes Sam Dekker Tre Scott
<b>00</b> Milos Babic Benoit Benjamin Darnell Jackson Chris Andersen Brandon Goodwin	<b>4</b> Dion Waiters Kendrick Perkins Mike Dunleavy Derrick Williams Isaiah Thomas George Hill Patrick McCaw Kobi Simmons Cameron Payne Marquese Chriss Matt Mooney Andre Drummond Jeremiah Martin Ricky Rubio Caris LeVert	<b>7*</b> Bingo Smith	<b>12</b> Kevin Williams Kevin Henderson Gerald Madkins Elmer Bennett Brevin Knight Bimbo Coles Lucious Harris Kevin Ollie Billy Thomas Joey Graham D.J. Kennedy Joe Harris Jordan McRae David Nwaba Taurean Prince Luke Kornet Tim Frazier	<b>16</b> Johnny Davis Gary Alexander Cedi Osman
<b>1</b> Ken Higgs Darnell Valentine Terrell Brandon Wesley Person Carlos Boozer Stephen Graham Daniel Gibson Jarrett Jack James Jones Derrick Rose Rodney Hood Nik Stauskas Dante Exum Justin Anderson Rajon Rondo	<b>5</b> Campy Russell Ron Harper Steve Kerr Sedric Toney Harold Miner Shawn Kemp Chris Mihm Tony Battie David Wesley Ben Wallace Antawn Jamison Luke Walton Iman Shumpert Jaron Blossomgame Kevin Porter Jr. Quinn Cook Evan Mobley	<b>8</b> Scott Wedman Lonnie Shelton Tim Kempton Brian Skinner Mateen Cleaves Tarence Kinsey Christian Eyenga Jeremy Pargo Matthew Dellavedova Channing Frye Jordan Clarkson Lamar Stevens	<b>13</b> James Silas John Amaechi Donny Marshall Michael Stewart Delonte West Tristan Thompson	<b>17</b> Bobby Washington Michael Hawkins Smush Parker Anderson Varejao
<b>2</b> Mo Howard Reggie Williams Mike Woodson Reggie Geary Scott Brooks Mark Bryant Jim Jackson Dajuan Wagner Flip Murray Mo Williams Kyrie Irving Collin Sexton	<b>6</b> Randy Smith Mickey Dillard Larry Kenon Tony Campbell Dan Majerle Litterial Green Cedric Jackson Semih Erden Matthew Dellavedova Luol Deng Jared Cunningham Channing Frye Larry Sanders Dwyane Wade Dylan Windler	<b>9</b> Randy Smith Mickey Dillard Larry Kenon Tony Campbell Dan Majerle Litterial Green Cedric Jackson Semih Erden Matthew Dellavedova Luol Deng Jared Cunningham Channing Frye Larry Sanders Dwyane Wade Dylan Windler	<b>14</b> Foots Walker Lowes Moore Dirk Minniefeld Bobby Phills Mark Hendrickson Ira Newble Danny Green Lester Hudson Shaun Livingston Henry Sims Sasha Kaun DeAndre Liggins Malik Newman Thon Maker	<b>18</b> McCoey McLemore Charlie Davis John Williams Kornel David Anthony Parker Mike Miller Lenny Wilkens Matthew Dellavedova
		<b>10</b> Joe Cooke Dick Snyder Walt Frazier Ron Brewer Stewart Granger Robert Smith Butch Graves John Battle Ryan Stack Anthony Johnson Milt Palacio Wally Szczerbiak Sergey Karasev John Holland Alec Burks Darius Garland		<b>19</b> Damon Jones
				<b>20</b> Campy Russell Chad Kinch Geoff Huston Scooter McCray Winston Bennett Greg Graham Johnny Newman Larry Robinson Bryant Stith Eric Snow Chris Quinn Timofey Mozgov Kay Felder Brandon Knight

\* Retired Jersey

## CAVALIER UNIFORM NUMBERS (CONTINUED)

<b>21</b> Johnny Egan Butch Beard Campy Russell Mack Calvin Roger Phegley World B. Free Gerald Wilkins Antonio Lang Trajan Langdon Daniel Gibson Darius Miles J.J. Hickson Wayne Ellington Mychel Thompson Andrew Bynum A.J. Price Kendrick Perkins Jalen Jones Tyler Cook Damyean Dotson Ed Davis	<b>24</b> Fred Foster John Lambert Kevin Restani Keith Lee Chris Dudley Gerald Paddio Jimmy Oliver Chris Mills Andre Miller Jason Kapono Donyell Marshall Trey Johnson Samardo Samuels Shane Edwards Scotty Hopson Richard Jefferson Larry Nance Jr. Marques Bolden Lauri Markkanen	<b>31</b> Richard Washington Randolph Keys Fred Roberts J.R. Reid Ricky Davis Zendon Hamilton Scot Pollard Jawad Williams Seth Curry Shawn Marion Deron Williams John Henson Matt Mooney Jarrett Allen	<b>36</b> Paul Thompson Omri Casspi	<b>51</b> Arinze Onuaku
<b>22*</b> Larry Nance Cliff Anderson Austin Carr Jim Chones Carl Nicks Mike Wilson Johnny Newman Chris Dudley Larry Nance Jr.	<b>25*</b> Mark Price Gary Brokaw Terry Furlow Dave Robisch Darren Tillis Ron Anderson	<b>32</b> John Warren John Johnson Kenny Carr Roy Hinson Johnny Rogers Henry James Tyrone Hill Pete Chilcutt Chris Gatling Jelani McCoy Robert Traylor Larry Hughes Joe Smith Luke Walton Spencer Hawes Jeff Green Deng Adel Dean Wade	<b>40</b> Gary Suiter Greg Howard Barry Clemens Harry Davis Walter Jordan James Edwards Joe Courtney Tyler Zeller Edy Tavares	<b>52</b> Michael Doleac Jim Brewer Jerome Whitehead Bill Laimbeer Melvin Bennett Brad Branson Sam Lacey Chuck Brown Vitaly Potapenko DeSagana Diop Mo Williams
<b>23</b> Gary Freeman Rowland Garrett Mike Bratz Bruce Flowers Tyrone Corbin John Morton Rod Higgins Carl Thomas Derek Anderson LeBron James	<b>26</b> Ben McDonald Kyle Korver Brandon Goodwin	<b>33</b> Bill Willoughby Bobby Wilkerson Paul Thompson Kannard Johnson Derrick Chievous Mike Sanders Donny Marshall Jumaine Jones Luke Jackson Devin Brown Shaquille O'Neal Alonzo Gee Brendan Haywood Brodric Thomas	<b>41</b> Eric Fernsten Bill Laimbeer Steve Hayes Geff Crompton Mark West Eldrick Bohannon Bruno Sundov Lance Allred Ante Zizic	<b>53</b> Alex Kirk
	<b>27</b> Tony Dumas Dwayne Jones Mfondu Kabengele	<b>34*</b> Austin Carr	<b>42*</b> Nate Thurmond Dwight Davis	<b>54</b> Melvin Turpin Kent Benson Gary Voce Jay Guidinger Robert Traylor Lee Nailon
	<b>28</b> Alfonzo McKinnie	<b>35</b> Rick Roberson Jimmy Clemons Don Ford Phil Hubbard Danny Ferry Clarence Weatherspoon Demetris Nichols Isaac Okoro	<b>43*</b> Brad Daugherty Earl Tatum	<b>55</b> John Garris Andrew DeClercq Eric Williams Lorenzen Wright Andrew Harrison J.P. Macura Isaiah Hartenstein
	<b>29</b> Mike Wilks		<b>44</b> Walt Wesley Luke Witte Kim Hughes Reggie Johnson Paul Mokeski Edgar Jones Michael Cage Shawnette Scott Corie Blount Jiri Welsch Alan Henderson Leon Powe Luke Harangody	<b>81</b> Jose Calderon
	<b>30</b> Larry Mikan Jackie Ridgle Ed Jordan Mike Mitchell David Magley Dell Curry Tree Rollins Jerome Lane Greg Dreiling Darryl Johnson Carl Thomas Lamond Murray Jon Leuer Carrick Felix Dahntay Jones		<b>45</b> Luther Rackley Bob Rule Jeff Cook Cedric Henderson Kaniel Dickens A.J. Bramlett Denzel Valentine	<b>85</b> Baron Davis
			<b>47</b> Scott Williams	<b>89</b> Lou Amundson
			<b>50</b> Len Chappell Steve Patterson Bill Robinzine Ben Poquette Binbo Coles	<b>90</b> Drew Gooden
				<b>99</b> Jae Crowder Tacko Fall



**AUSTIN  
CARR**

**34**



**NATE  
THURMOND**

**42**



**BOBBY "BINGO"  
SMITH**

**7**



**39 SEASONS**



**JOE  
TAIT**

**"VOICE OF THE CAVALIERS"**



**LARRY  
NANCE**

**22**



**MARK  
PRICE**

**25**



**BRAD  
DAUGHERTY**

**43**



**ZYDRUNAS  
ILGAUSKAS**

**11**



## CAVALIERS ALL-TIME RETIRED JERSEYS

Nate Thurmond	<b>42</b>	12/18/77
Bingo Smith	<b>7</b>	12/4/79
Austin Carr	<b>34</b>	1/3/81
Larry Nance	<b>22</b>	1/30/95
Brad Daugherty	<b>43</b>	3/1/97
Mark Price	<b>25</b>	11/13/99
Zydrunas Ilgauskas	<b>11</b>	3/8/14



**Nate Thurmond (No. 42)**  
**Height: 6-11 Weight: 235**  
**Position: Center**  
**Jersey Retired: 11/28/1977**

Long before Nate Thurmond had arrived to the Cleveland Cavaliers on Nov. 27, 1975 and led the five-year old franchise to its first playoff appearance, he held a warm spot in the hearts of Northeast Ohioans.

Born Nathaniel Thurmond on July 25, 1941 in Akron, Ohio, the 6-foot-11 center starred at Akron's Central Hower High School before attending Bowling Green State University. As a Falcon, Thurmond averaged 17.8 points and 17.0 rebounds over three varsity seasons, earning All-American honors as a senior in 1963.

Drafted by the San Francisco Warriors with the third overall pick in the 1963 NBA Draft, Thurmond learned behind Wilt Chamberlain for a full season before the Warriors traded Chamberlain midway through the following season, clearing room for Thurmond to flourish. A dominant defensive player whom Chamberlain and Kareem Abdul-Jabbar both credited as their toughest defender, Thurmond was named to the NBA All-Defensive First or Second-Team on five occasions (1969, '71-'74) and was honored as an NBA All-Star seven times (1965-68, '70, '73-'74). Thurmond is also acknowledged in NBA history as the first player to ever record a quadruple-double.

Thurmond was traded to the Chicago Bulls after 11 seasons as a Warrior and two trips to the NBA Finals (1964 and 1967). Thurmond spent two seasons in Chicago before the Cavaliers acquired the center for Steve Patterson and Eric Fernsten.

Home in Ohio again, Thurmond led the 1975-76 Cavaliers team that started 6-11 without him to a 43-22 finish and the playoffs, helping give birth to the season better known as "the Miracle of Richfield".

The following season would be Thurmond's last as he retired at the end of the season. He was inducted in the Naismith Memorial Basketball Hall of Fame in 1984 and named to the NBA 50th Anniversary All-Time Team in 1996.

The Cavaliers retired his jersey on Dec. 18, 1977.



**Bobby "Bingo" Smith (No. 7)**  
**Height: 6-6 Weight: 195**  
**Position: Small Forward**  
**Jersey Retired: 12/4/79**

On May 11, 1970, the Cleveland Cavaliers drafted 11 players in the 1970 Expansion Draft. Two never put on a Cavaliers uniform. Of the remaining nine, all but one played four seasons or less in Cleveland.

The one, Bobby Smith, played 10 seasons and over 700 games with the Cavaliers, helping to shape and mold the young expansion team into playoff contenders.

Better known as "Bingo", Smith spent his rookie season with the San Diego Rockets before being selected by the Cavaliers in the Expansion Draft. Smith and his patented 'rainbow jumper' became bright spots through Cleveland's early years as the team quickly improved. With each passing season, the versatile small forward remained a constant and consistent performer, even leading the 1974-75 Cavaliers that finished 40-42 and one game out of the playoffs in scoring at 15.9 points per game.

The following season, Cleveland made the playoffs for the first time and Smith added a bit of magic to the season that has become known as the "Miracle of Richfield". With home-court advantage already lost and the Cavaliers trailing in their first round series against the favored Washington Bullets, 0-1, Smith and his rainbow jumpers helped Cleveland find a pot of gold. In Washington for Game 2, Smith scored a team-leading 17 points and made the game-winning shot with just seconds remaining to secure the 80-79 victory. The win served as the first playoff victory for the franchise and propelled the Cavaliers past the Bullets and into the Eastern Conference Finals against Boston where they eventually fell in six games.

Smith played four more seasons in Cleveland, helping guide the Cavaliers to the playoffs two more times before finishing his career with the San Diego Clippers for one season.

"Bingo" ranks in the top 10 all-time in franchise history in six different categories: games played (4th), field goals made (3rd), field goals attempted (3rd), minutes played (5th) and points scored (6th).

The Cavaliers retired his jersey on Dec. 4, 1979.

## CAVALIERS ALL-TIME RETIRED JERSEYS (CONTINUED)



**Austin Carr (No. 34)**  
Height: 6-4 Weight: 200  
Position: Shooting Guard  
Jersey Retired: 1/3/81

Going into their second season as a franchise, the Cleveland Cavaliers held the No. 1 overall pick in the 1971 NBA Draft and aimed to get an impact player. With their pick, the Cavaliers selected Austin Carr, a high-scoring shooting guard and two-time All-American at Notre Dame.

Carr proved not only to be the impact player the Cavaliers sought, but much more.

As a rookie, Carr immediately became the top option on offense, averaging 21.2 points and becoming the first Cavalier named to the All-NBA Rookie Team. Known as "A.C." by teammates and fans alike, the sweet-shooting fan favorite averaged 20 or more points the following two seasons, highlighted by Carr's selection as an All-Star in 1974.

Just as Carr began to reach elite status in the NBA, misfortune struck. On Dec. 5, 1974, Carr suffered a knee injury that eventually cut short his season and forced him to undergo surgery.

Carr persevered and returned strong, playing in all 82 games in three of the following four seasons. Even after the injury, Carr's impact as a scorer and leader remained present as he never averaged less than double-digits in his career and led the Cavaliers to the playoffs on three occasions during his nine-year tenure in Cleveland.

After the 1979-80 season, Carr's final with the Cavaliers, he won the Walter Kennedy Citizenship Award for his substantial contributions to the Cleveland community.

Carr is placed second in field goals made and attempted and ranks fourth in points scored among all players to don a Cavaliers uniform. He also ranks among the franchise leaders in free throws made (6th) and attempted (5th) and minutes played (6th).

For his efforts on and off the floor, Carr was selected by 32 members of the media in Northeast Ohio to the Cavaliers' All-Time Starting Five during the Cavaliers 30th Anniversary season of 1999-2000.

He remains deeply involved in the organization serving as director of community and business development as well as the full-time analyst for the Cavaliers Television Network.

The Cavaliers retired his jersey on Jan. 3, 1981.



**Larry Nance (No. 22)**  
Height: 6-10 Weight: 235  
Position: Power Forward  
Jersey Retired on 1/30/95

Undoubtedly, the 1986 NBA Draft that landed the Cavaliers Brad Daugherty, Ron Harper and Mark Price brought a youthful injection of much-needed talent and skilled players to an evolving franchise. The acquisition of the three college stars instantly made the Cavaliers good.

But perhaps it was the final acquisition of power forward Larry Nance that made the Cavaliers go from good to great and led to one of the most successful eras in team history. On Feb. 25, 1988, Cleveland sent Kevin Johnson, Mark West, Tyrone Corbin, a first-round draft choice in 1988 and two second-round picks to Phoenix in exchange for Nance, Mike Sanders and Detroit's first-round pick in 1988.

Known as "Leapin' Larry" for the dunking prowess that made him the first-ever Slam Dunk Champion in 1984 and his strong shot-blocking skills, Nance brought his high-flying, power game and six years of experience to a team in desperate need of a veteran.

Nance filled the void remarkably, helping the Cavaliers make the playoffs by winning 11 of their final 13 games that season.

The following season was one of the best in franchise history as the Cavaliers won a then franchise-best 57 games (which was later tied by the 1991-92 team that Nance also starred on) and went 37-4 at home. Nance was named an NBA All-Star for the first of two times in 1989 and was joined on the squad by Daugherty, Price and Head Coach Lenny Wilkens.

Spearheaded by the trio of Nance, Daugherty and Price, the Cavaliers made the playoffs in each season the group played together besides 1990-91, where Price was limited to just 16 games after tearing his ACL.

A tenacious defender, Nance is one of only two players in franchise history to be named to the All-Defensive First Team (1988-89) and the only Cavalier to make the All-Defensive teams three times (1988-89, 91-92 and 92-93).

He ranks among the Cavaliers all-time leaders in blocked shots (3rd), field goal percentage (3rd), rebounds (9th), field goals made and attempted (9th), minutes played (10th) and free throws made (10th).

Nance was named to the Cavaliers' All-Time Starting Five by 32 members of the Northeast Ohio media during the Cavaliers 30th Anniversary season.

The Cavaliers retired his jersey on Jan. 30, 1995.

## CAVALIERS ALL-TIME RETIRED JERSEYS (CONTINUED)



**Brad Daugherty (No. 43)**  
Height: 7-0 Weight: 263  
Position: Center  
Jersey Retired on 3/1/97

10,389 points scored, 5,227 rebounds grabbed, 2,741 free throws made, 3,670 free throws attempted. Five all-star appearances made.

Those numbers represent the various statistics that Brad Daugherty led the Cavaliers franchise in at the time of his

retirement and why he is one of the greatest players in franchise history.

The number one overall draft pick of the 1986 NBA Draft, the 7-foot center was pivotal along with then-fellow rookies Ron Harper, John Williams and Mark Price in re-energizing and improving the franchise. The multi-skilled Daugherty was named to the All-Rookie Team and quickly joined elite status as an NBA center.

Daugherty played in the first of five All-Star games in 1988 and then led the Cavaliers to the playoffs for the first time in three seasons that April. The following season Daugherty and the Cavaliers won a then franchise-record 57 games, including going 37-4 at home.

After an injury-plagued 1989-90 season in which Daugherty missed the first 41 games, he returned to All-Star status. He became the first and remains the only player in franchise history to average 20 or more points and 10 or more rebounds in the same season. He reached that feat in three consecutive seasons (1990-93), being named an All-Star in the process each of those years.

In the 1992 NBA Playoffs, Daugherty cemented his place as one of the best in the league by leading the Cavaliers to the Eastern Conference Finals. He averaged 21.5 points on .528 field goal shooting, 10.2 rebounds, 3.4 assists and 1.0 block in 40.4 minutes per game during the 17-game run. In the first round against New Jersey, he scored a then Cavalier playoff-record 40 points on April 23.

Cleveland made the playoffs in all but two of the seasons Daugherty played and he led the Cavaliers in scoring in all but three of his seasons.

Just entering the prime of his career at 28, Daugherty suffered an ill-fated career-ending herniated lumbar disc in mid-February of the 1993-94 season.

Despite having his outstanding career cut short, the North Carolina native had already broken the afore-mentioned Cavalier records. He remains in the top 10 all-time in points (3rd), field goal percentage (2nd), minutes played (4th), field goals made (5th) and field goals attempted (5th), scoring average (7th), assists (7th) and blocked shots (9th).

As part of the Cavaliers 30th Anniversary in 1999-2000, Daugherty was unanimously named by 32 members of the Northeast Ohio media to the Cavaliers' All-Time Starting Five. He was the only player to garner all 32 votes.

The Cavaliers retired his jersey on March 1, 1997.



**Mark Price (No. 25)**  
Height: 6-0 Weight: 180  
Position: Point Guard  
Jersey Retired 11/13/99

They say lightning doesn't strike twice in the same place, but for the Cavaliers on draft day in 1986, it did.

Prior to the draft on June 17, Cleveland acquired the top overall pick from Philadelphia in exchange for Roy Hinson and considerations.

With the first pick in the 1986 NBA Draft, Cleveland selected center Brad Daugherty.

At the top of the second round, the Dallas Mavericks selected Mark Price with the 25th overall pick. Quickly, the Cavaliers traded their second-round draft pick in 1989 and other considerations with Dallas in exchange for the rights to the 6-foot All-American from Georgia Tech.

Unknowingly then, the Cavaliers acquired two of the greatest players in franchise history that day. Price and Daugherty helped the team turn the corner and join the NBA's elite while becoming the cornerstones of the Cavaliers' franchise.

While Daugherty started as a rookie, Price learned on the bench for a year before unseating John Bagley. Once a starter, Price never looked back.

Widely regarded as one of the best shooters in NBA history, Price and his picture-perfect release guided the Cavaliers to one of their most successful runs in franchise history. With the exception of the 1990-91 season in which he tore his ACL and played only 16 games, the Cavaliers made the playoffs and won at least 42 games every year Price was a starter.

The sweet-shooting point guard was named an All-Star four times (1989, 1992-94) and at the time of his retirement was the only Cavalier to be named to an All-NBA Team more than once (1988-89, 1991-94), including All-NBA First Team in 1992-93.

Price led the NBA in free throw percentage twice (1991-92, '92-93) and won the NBA's Long Distance Shootout in back-to-back years (1993-94).


Not just a shooter, Price ranked in the top 10 in the league in assists in five of his nine seasons as a Cavalier.

For his career, Price ranks first among all Cavaliers in free throw percentage, second in assists and third in three-point field goals made. He also ranks among the top 10 all-time in franchise history in steals (2nd), three-point field goal percentage (4th), points scored (5th), free throws made (5th), field goals made (6th), field goals attempted (6th), games played (9th), minutes played (7th) and free throws attempted (7th).

Price was named to the Cavaliers' All-Time Starting Five by 32 members of the Northeast Ohio media during the Cavaliers 30th Anniversary season. He was also the leading vote-getter on the Cavs All-Time Team, as voted on by the Cleveland fans.

The Cavaliers retired his jersey on November 13, 1999.

## CAVALIERS ALL-TIME RETIRED JERSEYS (CONTINUED)



**Zydrunas Ilgauskas (No. 11)**  
 Height: 7-3 Weight: 260  
 Position: Center  
 Jersey Retired: 3/8/14

Aside from his stellar statistics and All-Star appearances, the reason Clevelanders love Zydrunas Ilgauskas is because he shares the same qualities as the city he represented: toughness, endurance, resiliency.

When he was tabbed with the 20th overall pick in the 1996 NBA Draft, Cavalier fans had barely heard of Ilgauskas, who hailed from Kaunas, Lithuania – the birthplace of his idol, Blazers center Arvydas Sabonis.

After missing his first season, undergoing right foot surgery just a few months after being drafted, Big Z played in all 82 games during his "rookie" campaign – one in which he won MVP of the Schick Rookie Challenge at All-Star Weekend and gave Rik Smits and the heavily-favored Pacers all they could handle in the postseason.

But between that season (1997-98) and the 2001-02 campaign, Ilgauskas was limited to just 29 total games, with another pair of foot surgeries in between.

Those injuries and the ensuing rehab might've induced a lesser man to call it a career. But for Ilgauskas, this merely served as a rebirth.

Big Z bounced back to play 62 games in 2001-02 and, the following season, returned to his rookie form – averaging 17.2 points and 7.6 rebounds per game. He notched double-figures in every game but five and was named to his first All-Star Game, joining the East squad in Atlanta.

Over the next seven years with the Cavaliers, Ilgauskas never played less than 64 games in a season – starting 81 games in back-to-back campaigns and, as the team began its ascent in the standings, Z continued to climb through the franchise's all-time record books.

In 2004-05, Big Z had his best season as a pro and, along with his teammate, LeBron James, returned to the All-Star Game. The 7-3 Ilgauskas saw more action than in his first appearance, going 5-for-8 from the floor and 2-of-2 from the stripe for 12 points to go with seven boards and a pair of blocked shots for the East squad.

In his six playoff appearances with the Wine and Gold, Z is tied for second in games played (71), tops the list in offensive rebounds (180) and sits in second place in minutes (2,017), defensive rebounds (343) and total boards (523).

Before wrapping up his career in Cleveland following the 2009-10 season, Ilgauskas (10,616) would go on to become one of just four Cavaliers to have topped the 10,000-point mark, joining Austin Carr (10,265), Daugherty (10,389) and LeBron James (23,119).

One day after breaking the 10,000-point plateau, Big Z swatted four shots against the New Jersey Nets to become the franchise's all-time leader in blocked shots, finishing with 1,269.

Overall, Z – who ranks in the team's top 10 in 12 major categories – is the Cavaliers' all-time leader in offensive rebounds (2,336) and ranks second in total rebounds (5,904). But the all-time mark that best exemplifies Ilgauskas might be the one he set on December 2, 2009, when he passed his friend (and then-general manager) Danny Ferry – playing in his 724th game as a Cavalier.

When his career in Cleveland came to an end, Ilgauskas had suited up for 771 games as a Cavalier, more than any player in franchise history.

Not bad for a player whose career almost ended after two seasons.

The Cavaliers retired his jersey on March 8, 2014.



*Austin Carr, Bobby 'Bingo' Smith and the late Nate Thurmond, three members of The Cleveland Cavaliers' 1975-76 "Miracle of Richfield" team.*



# Cavaliers Wall of Honor

The Wall of Honor program, which debuted during the Cavaliers' 50th season in 2019-20, was created to recognize deserving former members of the franchise and serve as a special, permanent way to honor those who have played such a distinguished, pivotal role in Cavs history.

The Wall of Honor resides prominently in the North Atrium area of the FieldHouse. The large 12'x44' wall features a mosaic of custom designed tiles that represent each honoree. Each new inductee will have two SILVER tiles: one engraved with their name, photo, years with the organization, and their jersey number or role with the team; the other with their name, list of major accomplishments and jersey number/role. Five individuals who played core roles in the early years of the Cleveland Cavaliers comprised the inaugural 2020 class of the Wall of Honor: **Wayne Embry, Bill Fitch, the late John Johnson, Nick Mileti and the late John "Hot Rod" Williams**. Four members comprised the 2022 class of honorees: **World B. Free, Gordon Gund, Campy Russell and Lenny Wilkens**.



The Wall of Honor also includes GOLD tiles for the eight legends who have previously had their jerseys retired by the Cavs: **Austin Carr, Brad Daugherty, Zydrunas Ilgauskas, Larry Nance Sr., Mark Price, Bobby "Bingo" Smith, the late Joe Tait** (Cavaliers Hall of Fame radio broadcaster for 39 seasons) and the late **Nate Thurmond**.



**The following are the guidelines for eligibility to be considered for the Cavaliers Wall of Honor:**

- Must have been a part of the Cavaliers organization for at least two seasons
- Must be retired from playing or working for the Cavaliers organization for at least five seasons.

**They must also exhibit two or more of the following traits as hallmarks of their tenure with the organization:**

- Strong personal character that elevated the organization and inspired those around them
- Significant community commitment focused on improving the quality of life in and around the City of Cleveland
- Standout individual game performance and a competitive impact that improved both the team and their teammates
- Be reflective of the "All For One. One For All." commitment throughout the organization

## BEHIND THE UNIFORM AND LOGO

Normally, when fans hear about a team's "golden era," it's in reference to the past. But this year, the squad's new look focuses squarely on the franchise's future – and what a bright future it is.

With a young and talented nucleus that features three All-Stars under 26 in the starting lineup – not to mention future star Evan Mobley – the Cavaliers enter their new era with a revamped color palette and some bold new threads.

Earlier in the offseason, led by the team's Creative Director, internationally-renowned contemporary artist Daniel Arsham, the Cavaliers unveiled their new logo set – featuring a secondary "V net" logo which harkens back to the mid-90s and a return to the shiny, reflective metallic gold – a color which first made its appearance in the early '80s and again from 2003-10.

That aurelian glow will be reflected in all three versions of the Cavaliers new uniforms in 2022-23 – Association (white), Icon (wine) and Statement (black) – all uniquely designed with seamless, monochromatic layering around the collar, arms, shorts and waistbands.

The Association uniform is accented in wine and gold and shows off the "V net" logo centerpiece on the jersey top and a large, refreshed primary "Cavs C" logo on the shorts.

The Icon uniform features the new "CLEVELAND" wordmark in gold on the chest, with the primary "Cavs C" logo on the left shorts panel.

The Jordan-branded Statement uniform – inspired by the memorable threads donned during the squad's legendary Championship run in 2016 – displays the "Cavs C" logo on a black shell, with the secondary logo along the side paneling of the shorts.

And of course, all three uniforms feature a gold patch on the back center collar with the number "1" positioned inside a silhouette of the Larry O'Brien trophy – a exclusive feature for teams who've won an NBA championship.

Another additional element to this year's uniforms is a new patch partner – Cleveland-Cliffs, the largest flat-rolled steel producer in North America, expanding an existing multi-year marketing agreement. Cleveland-Cliffs is the only steel company to have a jersey patch partnership within the NBA.

This isn't the first time the Cavaliers have undergone a uniform transformation. They've made myriad changes over the years – from minor tweaks to major overhauls.

Dating back to the franchise's inception, the club's colors – "wine and gold" – have become almost analogous to the team's actual name. The Cavaliers are the "Wine and Gold" in the same way that Ohio State is the "Scarlet and Grey," the University of Michigan is the "Maize and Blue" or the Oakland Raiders are the "Silver and Black."

But in the 50-plus years of Cavaliers history, the franchise has experimented with burnt orange, royal blue, bright orange, black, purple and pastel blue. And throughout the squad's history, there have been three notable uniform changes.

The first uniforms featured the feathered underscore of "Cavaliers" on both home and road jerseys. Those years also featured the birth of the Cavs iconic logo – a silhouetted figure of a jousting Cavalier, encircled by the words "Cleveland Cavaliers." The symbol is every bit as recognizable as the infamous "Chief Wahoo" and, thankfully, has survived through four decades of change.

Cleveland's second uniform style – made famous by the "Miracle of Richfield" team – featured gold home duds and "Marquette"-style horizontal white, wine and gold stacked piping along the sides. Those uniforms – and that era – were celebrated again by both the 2004-05 and 2015-16 teams.

In 1981, as the final remnants of the Miracle squad faded into the sunset, the Mike Mitchell-era team went with a metallic gold with a pair of horizontal stripes with the word "Cleveland" written above it in block letters.

But in 1983 – with the purchase of the team by Gordon Gund and the organization on the verge of big changes – the Cavaliers made a radical departure from its original colors and identity. This came in the form of the burnt orange and royal blue uni's with the word "CAVS" written across the chest. The "V" was designed like a hoop with a ball entering it, which also served as Cleveland's new logo.

The Cavaliers retained the colors – and slight variations on the look – throughout their final, and highly successful, years at the Richfield Coliseum. The burnt orange as the primary road color was replaced by the royal blue road uniforms in 1987 and the "CAVS" logo was replaced with the block "Cleveland" before the 1989 season.

This attire will forever be linked to the Lenny Wilkens era of excellence that featured the likes of Mark Price, Brad Daugherty, Larry Nance and Hot Rod Williams.

When the Cavaliers began play at then-Gund Arena in the 1994-95 season, there was once again a sea change from the previous look.

From the wine and gold of the '70s to the burnt orange and royal blue of the 80s, the Cavaliers went with pastel blue and black. Home uniforms were white, road black, with a jagged blue splash across the torso and double-lined lettering that said "CAVS" at home and "Cleveland" on the road, both outlined in orange.

The Cavaliers modified this look in 1997, sticking with the color scheme, but losing the incongruous torso splash. Instead, the uniforms featured a more streamlined blue and orange piping along the right side of the shirts and shorts. The futuristic lined letters remained.

But in October of 2002, Gund decided to bring Cavaliers fans back to the future. The new colors were announced on October 9, 2003 – the "new expression of wine and gold" – a crimson-hued wine color and a metallic, almost copper, gold. Dark blue, the secondary color, was a tribute to the Cavalier teams of the 1990s.

Since then, the Cavaliers have returned exclusively to the Wine and Gold – with exceptions for special occasions over the years.

The Wine and Gold will take on a new look this season, but their uniforms – and the doctrines that define the franchise – remain the same as the Cavaliers look towards a gleaming future just on the horizon.



## NAMING THE CAVALIERS

Can you imagine Evan Mobley throwing down a dunk for the “Cleveland Towers”? How about watching Darius Garland driving through the lane for the “Cleveland Jays” or listening to the sage advice of longtime play-by-play man, Austin Carr – better known as “Mr. Forester”?

Doesn't quite work, does it?

One-half century ago, as part of a contest sponsored by the *Plain Dealer*, these were three of the five finalists in the search for Cleveland's first professional basketball team's new name.

But none of those three nicknames, nor the fourth – (“Presidents”) – had the combination of class and courage of the handle that eventually became the name of Nick Mileti's new basketball franchise – the Cleveland Cavaliers.

Back in May of 1970, that masculine moniker was provided by a then-29-year-old district manager named Jerry Tomko, who wrote an essay which, in part, read: “The name Cleveland Cavaliers represents a group of daring fearless men, whose life's pact was never surrender, no matter what the odds.”

(Little did he know that his words would also soon be lyrics in the Wine and Gold's now-iconic fight song from the same era – “Come On, Cavs.” The tune, penned by local radio personality Larry Morrow famously exclaims: “We'll never surrender/No matter what the odds.”)

After his retirement and relocation to San Diego, Tomko – the father of former major league pitcher, Brett Tomko – kept the winning essay from the PD in a safe box at his home.

“Actually, I wrote it in about 20 minutes,” laughed Tomko. “I went to pick my wife (Donna) up and I heard about the contest on the radio. There was a napkin and a pen sitting in the car and I wrote it. Then, when I picked my wife up, I asked her to proofread it.”

Tomko said he felt like “Cavaliers” had a chance when he heard the other four finalists.

“They picked five names and they had a vote on it. When the five names appeared – the other four didn't sound that good. The odds seemed to be getting better, but it wasn't a sure thing.”

Nearly 6,000 fans voted on the team's new name, and over a third preferred the alliterative “Cleveland Cavaliers” – who would soon be tipping off their inaugural campaign at the Cleveland Arena.

After being selected as the winner, Tomko received a pair of season tickets for the Cavs maiden voyage in 1970, but not the autographed basketball he was promised by Mileti at the time.

But the current Cavaliers kept the organization's original word – sending Tomko an autographed basketball in 2010, along with a commemorative plaque.

Now, five decades later, the Cleveland Cavaliers are one of the most respected and recognized franchises in sports.

Over those years, they've represented the gallant, swashbuckling image envisioned by Tomko quite well. And although the Eastlake native moved to a place 2,400 miles and two time zones away – (not to mention living in Laker Country) – he remained a fan of the club whose name he coined.

“I'm not one of those jump-off-the-bandwagon, who's-in-first-place type of guys,” said Tomko.

The Wine and Gold have gone on to great things – including taking the 2016 NBA title in epic fashion.

And now, after more than a half-century of existence, the franchise has changed uniforms, buildings, owners, players and coaches, two things haven't changed from the day Jerry Tomko wrote an essay on a napkin: They're still the Cleveland Cavaliers. And they still don't surrender, no matter what the odds.



# Cavaliers Logo History



1970-1983



1983-1994



1994-2003



//



2003-2010



//



2010-2017



//



2017-2022



//



2022-CURRENT



//

# Cleveland Cavaliers All-Time Jerseys



1970-1974



1974-1981



1981-1983



1983-1987



1987-1989



1989-1994



1994-1997



1997-1999



1999-2003



2003-2010



2010-2017



2017-2022



# Current Jerseys



## Assorted Alternate Jersey Through the Years



\*WORN IN GAME 7 OF 2016 NBA FINALS VICTORY



## CAVALIERS ARENA HISTORY

### The Cavaliers @ Cleveland Arena (4 seasons: 1970-1974)

-Opened on November 11, 1937; Capacity (11,000)

-First Cavaliers game; October 28, 1970



	<i>Regular Season</i>			<i>Playoffs</i>		<i>Playoffs</i>	
	Overall	Home	Avg. Attendance*	Largest (Date)	Home (Ovr.)	Avg. Attend.	Largest
'70-'71	15-67	11-30	3,518 (0)	8,429 (2/17)	-	-	-
'71-'72	23-59	13-28	5,222 (1)	11,178 (1/5)	-	-	-
'72-'73	32-50	20-21	4,548 (1)	11,044 (2/4)	-	-	-
'73-'74	29-53	18-23	4,013 (0)	9,149 (11/9)	-	-	-
<b>Total:</b>	<b>99-229</b>	<b>62-102</b>	<b>4,325 (2)</b>	<b>11,178 (1/5/72)</b>	<b>-</b>	<b>-</b>	<b>-</b>

\*Number in parenthesis indicates a sellout

Notes: Lost opener against San Diego, 110-99 in front of 6,144 fans... lost first 11 home games and 14 of 15... first win against Buffalo 108-106 on Dec. 6, 1970... Walt Wesley scored a Cavaliers-record 50 points in a 125-109 win over Cincinnati on Feb. 19, 1971... had six game home-win streak, longest at the Cleveland Arena, from Feb. 24-Mar. 24, 1974... 8,829 fans attended the final game at the Cleveland Arena, a 114-92 win over the New York Knicks.

### The Cavaliers @ Richfield Coliseum (20 seasons: 1974-1994)

-Opened in 1974; Capacity (20,273)

-First Cavaliers game; October 29, 1974



	<i>Regular Season</i>			<i>Playoffs</i>		<i>Playoffs</i>	
	Overall	Home	Avg. Attendance*	Largest (Date)	Home (Ovr.)	Avg. Attend.	Largest
'74-'75	40-42	29-12	8,161 (0)	20,239 (4/3)	-	-	-
'75-'76	49-33	29-12	12,659 (2)	21,130 (2/8)	5-2 (6-7)	21,229 (6)	21,564
'76-'77	43-39	29-12	13,913 (0)	19,783 (10/22)	1-0 (1-2)	19,545 (0)	19,545
'77-'78	43-39	27-14	11,097 (0)	19,548 (12/28)	0-1 (0-2)	19,739 (0)	19,739
'78-'79	30-52	20-21	7,942 (0)	15,209 (3/17)	-	-	-
'79-'80	37-45	28-13	7,873 (0)	19,912 (3/22)	-	-	-
'80-'81	28-54	20-21	5,475 (0)	20,175 (3/27)	-	-	-
'81-'82	15-67	9-32	5,769 (0)	13,457 (1/2)	-	-	-
'82-'83	23-59	15-26	3,916 (0)	11,270 (1/6)	-	-	-
'83-'84	28-54	23-18	5,075 (0)	14,517 (2/23)	-	-	-
'84-'85	36-46	20-21	7,902 (2)	20,900 (3/15)	1-1 (1-3)	20,900 (2)	20,900
'85-'86	29-53	16-25	9,533 (2)	20,900 (10/25; 12/20)	-	-	-
'86-'87	31-51	25-16	10,905 (0)	20,103 (1/24)	-	-	-
'87-'88	42-40	31-10	12,313 (0)	20,900 (1/23)	2-0 (2-3)	20,047 (0)	20,068
'88-'89	57-25	37-4	17,827 (1)	20,273 (4/18)	1-2 (2-3)	19,952 (2)	20,273
'89-'90	42-40	27-14	16,969 (4)	20,273 (4 times)	2-0 (2-3)	16,711 (0)	17,106
'90-'91	33-49	23-18	15,217 (3)	20,273 (3 times)	-	-	-
'91-'92	57-25	35-6	16,522 (6)	20,273 (6 times)	6-3 (9-8)	19,546 (7)	20,273
'92-'93	54-28	35-6	18,329 (15)	20,273 (15 times)	2-3 (3-6)	19,309 (3)	20,273
<b>Totals:</b>	<b>764-867</b>	<b>509-311</b>	<b>11,289 (47)</b>	<b>21,130 (2/8/76)</b>	<b>20-13 (26-40)</b>	<b>19,475 (20)</b>	<b>21,564 (4 in '76)</b>

\*Number in parenthesis indicates sellouts

Notes: Lost to Boston 107-92 in opener, 13,184 attended, but went on to win next eight home games... won 12-straight home games from Jan. 17-Mar. 13, 1976 during the season known as "the Miracle of Richfield... A Cavalier home-attendance record 21,564 fans were at Game 7, an 87-85 win, of the first-round of the playoffs against Washington on Apr. 29, 1976, the appearance was the Cavaliers first-ever in the post-season... won a franchise-best 22 straight home games from Dec. 15, 1988-Mar. 2, 1989... "The Shot" by Michael Jordan ended the Cavalier season in Game 5 of the first-round of the playoffs of 1989... in 1992 playoffs the team sold-out seven home games on their way to the Conference Finals... Mark Price made a team-record 100 straight free-throws at home from Apr. 5, 1992-Feb.5, 1993... A sold-out crowd of 20,273 witnessed the final regular-season game at The Coliseum, a 117-91 win over Boston.





### The Cavaliers @ Rocket Mortgage FieldHouse (28 seasons: 1994-Present)

**Opened on November 8, 1994; Capacity (19,432) • First Cavaliers Game; November 8, 1994**

	Regular Season				Playoffs	Playoffs	
	Overall	Home	Avg. Attendance*	Largest (Date)	Home (Ovr.)	Avg. Attend.	Largest
'94-'95	43-39	26-15	20,338 (31)	20,562 (31 times)	0-2 (1-3)	18,963 (0)	19,352
'95-'96	47-35	26-15	17,807 (9)	20,562 (9 times)	0-2 (0-3)	16,825 (0)	17,232
'96-'97	42-40	25-16	16,895 (3)	20,562 (3 times)	-	-	-
'97-'98	47-35	27-14	16,942 (6)	20,562 (6 times)	1-1 (1-3)	17,841 (0)	18,188
'98-'99 <sup>^</sup>	22-28	15-10	14,120 (1)	20,562 (3/18)	-	-	-
'99-'00	32-50	22-19	14,724 (6)	20,562 (6 times)	-	-	-
'00-'01	30-52	20-21	15,873 (4)	20,562 (4 times)	-	-	-
'01-'02	29-53	20-21	14,539 (3)	20,562 (3 times)	-	-	-
'02-'03	17-65	14-27	11,497 (2)	20,562 (11/9; 4/8)	-	-	-
'03-'04	35-47	23-18	18,288 (16)	20,562 (16 times)	-	-	-
'04-'05	42-40	29-12	19,128 (18)	20,562 (18 times)	-	-	-
'05-'06	50-32	31-10	19,327 (17)	20,562 (17 times)	4-2 (7-6)	20,562 (6)	20,562
'06-'07	50-32	30-11	20,436 (32)	20,562 (32 times)	7-3 (12-8)	20,562 (10)	20,562
'07-'08	45-37	27-14	20,465 (33)	20,562 (33 times)	5-1 (7-6)	20,562 (6)	20,562
'08-'09	66-16	39-2	20,512 (38)	20,562 (38 times)	6-1 (10-4)	20,562 (7)	20,562
'09-'10	61-21	35-6	20,562 (41)	20,562 (41 times)	4-2 (6-5)	20,562 (6)	20,562
'10-'11	19-63	12-29	20,112 (25)	20,562 (25 times)	-	-	-
'11-'12 <sup>^</sup>	21-45	11-22	15,927 (3)	20,562 (3 times)	-	-	-
'12-'13	24-58	14-27	16,192 (6)	20,562 (6 times)	-	-	-
'13-'14	33-49	19-22	17,330 (5)	20,562 (5 times)	-	-	-
'14-'15	53-29	31-10	20,562 (41)	20,562 (41 times)	7-3 (14-6)	20,562 (10)	20,562
'15-'16	57-25	33-8	20,562 (41)	20,562 (41 times)	9-1 (16-5)	20,562 (10)	20,562
'16-'17	51-31	31-10	20,562 (41)	20,562 (41 times)	6-2 (13-5)	20,562 (8)	20,562
'17-'18	50-32	29-12	20,562 (41)	20,562 (41 times)	8-3 (12-10)	20,562 (11)	20,562
'18-'19	19-63	13-28	19,350 (38)	19,432 (38 times)	-	-	-
'19-20+	19-46	11-25	17,861 (10)	19,432 (10 times)	-	-	-
'20-21+	22-50	13-23	N/A	N/A	-	-	-
'21-22	44-38	25-16	18,493 (18)	19,432 (18 times)	-	-	-
<b>Totals:</b>	<b>1,070-1151</b>	<b>651-463</b>	<b>18,110 (529)</b>	<b>20,562</b>	<b>57-23 (99-64)</b>	<b>20,361 (74)</b>	<b>20,562</b>

\*Number in parenthesis indicates a sellout

<sup>^</sup>Strike-shortened season


+COVID-19-shortened season/restricted to an attendance variance

Notes: Opened Gund Arena (now Rocket Mortgage FieldHouse) with a 100-98 loss to defending World Champion Houston Rockets on Nov. 8, 1994 in front of a sold out crowd...in 1997, the 47th Annual NBA All-Star game was played at Rocket Mortgage FieldHouse (then Gund Arena); Terrell Brandon was the lone Cavalier in the game and scored 10 points with a bench-high eight assists...Bobby Phillips competed in the Fleer ShootAround at the NBA Jam Session presented by Fleer, Vitaly Potapenko scored six points in the Schick Rookie Game and Bob Sura was a contestant in the Nestle Crunch Slam Dunk competition...on April 27, 1998, the Cavaliers defeated the Indiana Pacers 86-77 for their first home-playoff win in their last four appearances...in 1998 due to the strike-shortened season, the Cavaliers streak of winning 20 or more home games per season was snapped...on April 15, 2000 during halftime vs. New York, the Cavaliers honored the franchise's All-Time Team, consisting of Mark Price, Brad Daugherty, Larry Nance, Austin Carr, Bobby "Bingo" Smith, Shawn Kemp, World B. Free, John Williams, Nate Thurmond, Terrell Brandon, Jim Chones and Campy Russell...Gund Arena was renamed Quicken Loans Arena prior to the beginning of the sports/entertainment season of 2005-06...the Cavs reached the NBA Finals and hosted their first ever Finals game on June 12, 2007...in 2008-09, Cleveland finished an NBA-best 39-2 at home, joining five other teams in NBA history to win 39 or more home games in a season...in 2009-10, the Cavs sold out all of their home games for the first time in franchise history...for the second consecutive season in 2009-10, Cleveland finished with the best home record in the NBA at 35-6...in 2014-15, the Cavs sold out all 41 games at home, its second time accomplishing that feat, and won their first NBA Finals home game on June 9, 2015...the Cavs again sold out all 41 regular season home games in 2015-16, the third time in franchise history the team has accomplished that feat (2009-10 and 2014-15)...Cleveland won their first NBA title that season, going 9-1 at home in the 2016 Playoffs and 33-8 at home in the regular season...in 2016-17, the Cavs reached the NBA Finals for the third straight campaign and sold out every single regular season and playoff game in Cleveland...The Wine & Gold reached their fourth straight NBA Finals in 2017-18 and sold out every game at home for the fourth consecutive season and fifth time overall...the Cavs recorded a franchise-best 231 consecutive home sellouts from Oct. 30, 2014 to Feb. 11, 2019...Quicken Loans Arena was renamed Rocket Mortgage FieldHouse prior to the final game of the 2018-19 regular season on April 9, 2019...the 2019-20 and 2020-21 seasons were shortened due to the COVID-19 global pandemic; the team was restricted to an attendance variance due to COVID-19 in 2020-21...Cleveland returned to its regular attendance capacity for the 2021-22 season...in 2022, the 71st annual NBA All-Star Game was played at Rocket Mortgage FieldHouse during the NBA's 75th anniversary season; the Cavs had two All-Stars in Jarrett Allen (10 PTS, 9 REB, 2 BLK) and Darius Garland (13 PTS, 3 AST, 2 STL) who both played for Team LeBron, who defeated Team Durant 163-160; during All-Star Weekend, Evan Mobley (18 PTS, 11 REB) and Isaac Okoro (6 PTS) played for Team Barry in the Rising Stars, helping the team win the mini-tournament title; on All-Star Saturday, Team Cavs (Jarrett Allen, Darius Garland, Evan Mobley) were victorious in the Skills Challenge, marking the 1st time in franchise history a Cavaliers player won the event...to date, including regular season (529) and playoffs (74), there have been 603 sellouts at Rocket Mortgage FieldHouse.





# Community Relations



Cavaliers guard **Isaac Okoro** helps distribute food to families during the team's annual Season of Giving.

# CAVS Care

The Cleveland Cavaliers are committed to supporting our northeast Ohio community in ways that address vital needs with an emphasis on education, food security, recreation and creating safe places to live, work, learn and play. Through our community programs, volunteering, financial support and economic impact, the Cavaliers strive to be champions off the court in partnership with our community.

## EDUCATION


### MINDFULNESS LEARNING SPACES

*In association with Sherwin-Williams*

The development of **Mindfulness Learning Spaces** (MLS) throughout Northeast Ohio provides qualified non-profit organizations with an opportunity to improve the condition of its current facility or space that promotes mental wellness for children.

The renovation of MLS's includes, but is not limited to, the following elements: Fresh paint • New flooring • Installation of bookshelves and cabinets • Updated lights and fixtures • Replacement ceiling tiles • Purchasing of technology including iPads and headphones for guided meditation apps • Purchasing of weighted blankets, stress balls and other breathing tools • Donation of new books • Mobile unit to move from classroom to classroom

Since 2004, the Cavaliers have created 20 areas formerly known as Reading & Learning Centers at community-based organizations: St. Martin de Porres Family Center (Cleveland), Project: LEARN of Summit County (Akron), the *Drew Gooden Reading & Learning Center* at East End Neighborhood House (Cleveland), E. Prep Academy (Cleveland), the *Eric Snow Reading & Learning Center* at the Ed "Peel" Coleman Recreation Center (Canton), Boys & Girls Club-West Side Club (Cleveland), Douglas McArthur Girls Leadership Academy (Cleveland), Kenneth Clement Boys Leadership Academy (Cleveland), AJ Rickoff School (Cleveland), Nordson Boys & Girls Club (Elyria), West Side Ecumenical Ministries (Cleveland), St. Thomas Aquinas (Cleveland), John Marshall High School (Cleveland), Boys & Girls Club of Cleveland at FDR, Broadway Boys & Girls Club (Cleveland), Stepstone Academy (Cleveland), Boys & Girls Club at John Adams (Cleveland), Boys & Girls Club at East Tech (Cleveland), H. Barbara Booker School (Cleveland), Thurgood Marshall Neighborhood Resource & Recreation Center (Cleveland), a sensory room at Clara E. Westropp School (Cleveland), and a Mindfulness Learning Space at Earle B. Turner Recreation Center.





## READ TO ACHIEVE

*Presented by Cleveland-Cliffs*

**Read to Achieve** encourages youth to develop a life-long love of reading both on their own and as a community! Through reading activities, reading timeouts and donations, Read to Achieve reaches thousands of elementary and middle school students in Northeast Ohio!



## CAVALIERS/HUNTINGTON SCHOLARSHIP PROGRAM


*Presented by Huntington*

For the 32nd season, the Cavaliers and Huntington will award 10 Northeast Ohio high school seniors with a \$2,000.00 college scholarship through the **Cavaliers/Huntington Scholarship Program**. Graduating seniors must submit a 500-word essay, perform a high level of service in their communities, provide a high school transcript, submit ACT and/or SAT scores (if required by the accredited school the student plans to attend) and one letter of recommendation.



## HEAD OF THE CLASS

**Head of the Class** recognizes teachers in Northeast Ohio for making a difference in their students' lives both inside and outside the classroom. Head of the Class teachers must work to ensure the academic success of their students, be involved in their school community, and set an example for students and educators alike!



## CAVALIERS/GOODYEAR \$1 MILLION FOR STEM SUPPORT

In connection to a partnership between the Cavs and the Goodyear Tire & Rubber Company announced in 2017, the relationship will yield a very special community benefit to schools in Cleveland and Akron. The Cavaliers are funding \$1 million of support to STEM (Science, Technology, Engineering and Mathematics) programs in the Cleveland Metropolitan School District and Akron Public Schools.

**GOODYEAR**



**Akron Public Schools**

## NBA MATH HOOPS

*Presented by Rocket Mortgage*

The Cavaliers and Learn Fresh are proud to deliver **NBA Math Hoops**, presented by Rocket Mortgage, to students and educators throughout Ohio. **NBA Math Hoops** ties math education to the game of basketball and the current statistics of the NBA/WNBA's biggest stars. The program is centered around a physical board game, digital game, mobile app, and 12-lesson curriculum that is tied to the Common Core State Standards for mathematics and 21st Century Learning Skills. Participants use the program regularly in the classroom and out-of-school programs and take part in special team-sponsored events including a Tip-off Clinic for educators and State Championship for outstanding students. Each year, one student from Ohio is also selected to participate in the NBA Math Hoops National Championship.

The program includes over 100 sites and partners in the region, including the Boys & Girls Clubs of Cleveland and Lorain County, Cleveland Metropolitan School District, Columbus After-School All-Stars, Cuyahoga Metropolitan Housing Authority, Ohio Afterschool Network, Open Doors Academy and more. Nationally, over 30,000 students participate in the program, showing consistent mathematical and social-emotional gains on an annual study analyzed by the American Institutes for Research.





# HEALTH & WELLNESS

## GYM CLASS TAKEOVERS

*Presented by Medical Mutual*

Cavs Academy, the official youth basketball program of the Cleveland Cavaliers, offers **Gym Class Takeovers** for grades Kindergarten – 6th Grade throughout the school year from September to May. The program focuses on maintaining an overall healthy lifestyle. Cleveland Cavaliers' Cavs Academy coaches, and other Cavaliers personalities including Hype Man Ahmaad Crump, Mascots Sir CC & Moondog, and Cavs Entertainment Teams "takeover" a gym class by leading kids through physical fitness activities including warm-ups, teaching the fundamentals of basketball, and speaking about the importance and value of CAVS: Commitment, Attitude, Voices, and Sportsmanship.



## WHEELCHAIR CAVALIERS

*Presented by Cleveland Clinic*

Established in 1992, the **Wheelchair Cavaliers** partners with the Cleveland Cavaliers and Cleveland Clinic to compete on a national level as part of the National Wheelchair Basketball Association. Off the court, the **Wheelchair Cavalier** mission is to make a difference in the community by helping educate and provide opportunities to children and newly injured adults with disabilities by building awareness. This mission is accomplished through various outreach efforts in the community including halftime appearances, speaking at schools/community organizations, performing demonstrations, competing at the highest level, and continuing to bring championships to the Cavaliers organization and the people of Greater Cleveland. The program also includes a Jr. Wheelchair Cavaliers team in partnership with Adaptive Sports Ohio.



# YOUTH & FAMILY SERVICES

## LEGACY PROJECTS

**Cavaliers Legacy Projects** are designed to provide children and families in Northeast Ohio with safe places to Live, Learn and Play. Since 2008, the Cavaliers have completed seven (7) such projects, including the funding and construction of a home for Greater Cleveland Habitat for Humanity; the construction of an outdoor basketball court at East End Neighborhood House; the installation of an outdoor sports court at the Cleveland Clinic Children's Hospital for Rehabilitation; the renovation of a family lounge at the Cleveland Clinic Children's Hospital for Rehabilitation; the renovation of a family room and resource center at Ronald McDonald House of Greater Cleveland; refurbishment of an activity room at Cleveland Clinic Children's; and most recently a sibling drop-off room at Cleveland Clinic Children's Main Campus.



### LEGACY PROJECTS

## BASKETBALL COURT REFURBISHMENTS

The Cavs have partnered with the City of Cleveland to refurbish the basketball courts in the City's Neighborhood Resource and Recreation Centers as well as the high school gyms in need in the Cleveland Metropolitan School District (CMSD). Ten (10) neighborhood resource and recreation center courts have been refurbished - Cudell, Earle B. Turner, Sterling, Estabrook, Lonnie Burten, Thurgood Marshall, Glenville, Cory, Clark, Michael Zone and E.J. Kovacic Neighborhood Resource & Recreation Center – along with the basketball court at CMSD's Rhodes College & Career Academy and School of Environmental Studies.

## SEASON OF GIVING

From Thanksgiving through the New Year, the NBA and its teams celebrate **"Season of Giving,"** a host of events designed to help spread the joy of the holiday season to those in our community!



---

## CAVALIERS & MONSTERS TOY DRIVE

The Cavaliers and Cleveland Monsters are “All for One, One for All” this holiday season as they team up once again for the annual **Toy Drive!** Fans joined us in helping make the 2021-22 holidays special for children in our community by participating in the Toy Drive which collected 231 toys from fans, supporters & Team Members. The toy donation included a dollar-for-dollar match by the Cavaliers Community Foundation to support the holiday efforts by donating a total of 462 toys for Project ACT, Ohio Guidestone, Cuyahoga County Division of Children and Family Services, East End Neighborhood House, Cleveland Clinic Children's and The Holiday Toy Drive Party for Ward 16.



---

## CAVALIERS HARVEST FOR HUNGER CAMPAIGN

The Cleveland Cavaliers are teaming up with the Greater Cleveland Food Bank for the 2022 Harvest for Hunger Campaign! **Harvest for Hunger** is a joint effort of four area food banks to raise money and food to fight hunger in 21 Northeast and North Central Ohio counties and make a difference in the lives of hungry children and families in our community.



---

## DUNKS FOR DOLLARS/SAVES FOR GOALS

***Presented by Lexus***

During the season, the Cleveland Cavaliers partnered with Lexus for “Dunks for Dollars” to donate \$10 per dunk scored by the Cavs to Cavaliers Community Foundation to support nonprofit organizations in Northeast Ohio.



For every \$1,000 raised, a basketball hoop was donated to encourage youth in the community to develop a lifelong love for the game of basketball!

In addition, the Cleveland Monsters also partnered with Lexus to create “Saves For Goals,” wherein for every goal made by the Cleveland Monsters this season, Lexus donated \$10 to the Monsters Community Foundation. The Monsters donated a number of hockey nets, sticks, and pucks at the end of the season to encourage youth in the community to develop a life-long love for the game of hockey!

Following the conclusion of both teams' seasons, the Cavs and Monsters came together with mascots, Entertainment Teams, and Youth Sports coaches to host four clinics at local community centers for youth to participate in basketball clinics, hockey clinics, dancing, and got to take home snacks and swag!



# VOLUNTEERISM

---

## TMVP: TEAM MEMBER VOLUNTEER PROGRAM

Team Members of the Cavaliers Operating Company, including members of the Cleveland Cavaliers, Cleveland Monsters, Cleveland Charge, Cavs Legion and Rocket Mortgage FieldHouse, strive to make a difference in our community through various volunteer opportunities. Team Members volunteer as a part of company programs and initiatives as well as with local non-profit organizations each month. Through volunteering, serving on non-profit boards and participating in local philanthropic activities and events, the Cavaliers Operating Company strives to be a champion in the community!



# TMVP

TEAM MEMBER VOLUNTEER PROGRAM

ROCK  
Entertainment Group



---

## FIELDHOUSE FOOD DISTRIBUTION EVENTS & CAVALIERS COMMUNITY MARKETS

As part of the Cavaliers community COVID relief initiatives, over the past two years the organization collectively funded more than 500,000 meals for those in need across the region. This includes 3,300 pounds of food donated by Rocket Mortgage FieldHouse to the Greater Cleveland Food Bank.

In summer 2021, nourishing food was delivered to the local community thanks to a partnership between the Cavaliers and KeyBank who teamed up to introduce Cavaliers Community Market, where volunteers worked together to help serve fresh produce from Greater Cleveland Food Bank to the Cleveland community.

The Cavaliers Community Foundation has a core focus and primary mission to support food security in Northeast Ohio. This is activated by applying financial, human and promotional resources to address critical community needs.

---

## CAVALIER LEGENDS

The mission of the **Cavaliers Legends Program** is to promote, enhance and preserve the team's lineage by acting as a resource of support for former players. Legends allow fans to reconnect with the history of Cavaliers basketball and maintain strong relationships within its local and surrounding communities. Cavaliers Legends who are currently actively involved in the program include Austin Carr, Jim Chones, Barry Clemens, Larry Nance, Sr., Bingo Smith, Elmore Smith and Campy Russell.





### About NBA Cares

NBA Cares is the league's global social responsibility program that builds on the NBA's mission of addressing important social issues. NBA Cares programs and participants have provided more than 6.2 million hours of hands-on service and created more than 2,042 places where kids and families can live, learn or play in communities around the world. Internationally, NBA Cares has created more than 375 places where kids and families can live, learn or play in 40 countries and territories. NBA Cares works with nationally and internationally recognized youth-serving programs that support education, youth and family development, and health-related causes, including: Boys & Girls Clubs of America, Vera Institute of Justice, Thurgood Marshall College Fund, UNICEF, Special Olympics, The Jed Foundation, Share Our Strength and GLSEN.



### MISSION

The Cavaliers Community Foundation invests in organizations that directly support the development and well-being of youth in Northeast Ohio. Since its inception in 1993 more than \$44,000,000 has been granted through the CCF to local non-profit organizations.

### PROGRAM GUIDELINES

The Cavaliers Community Foundation invites qualified, tax-exempt organizations in Northeast Ohio, seeking funding from the Foundation, to submit a letter of inquiry to the CCF Board for review, consideration, and response.

### 50/50 RAFFLE

Every season, the Cavaliers Community Foundation offers local non-profit organizations the opportunity to raise funds through the sale of 50/50 raffle tickets! For more information, visit [www.cavs.com/raffle](http://www.cavs.com/raffle)!

## CAVALIERS COMMUNITY FOUNDATION ALL-TIME GRANT RECIPIENTS

A Special Wish	East Akron Community House	Pathway Caring for Children
Achievement Centers for Children	East End Neighborhood House	ParkWorks
Adaptive Sports	Association	Personal Physicians' Care of Ohio
Aluminum Cans for Burned Children	Easter Seals Northeast Ohio	Prayers from Maria
American Cancer Society	EDWINS Leadership & Restaurant Institute	Project LEARN
American Red Cross	Effective Leadership Academy	Project Love
Cleveland Chapter	EMPOWER SPORTS CORPORATION	Providence House
Bellflower Center for the Prevention of Child Abuse	Family Promise of Greater Cleveland	Rock and Roll
Berea Children's Home	Gathering Place	Hall of Fame and Museum Inc
Bicentennial Commission	GIGI's Playhouse	Safe Landing Youth Shelter
Big Brothers Big Sisters of Cleveland	Giant Eagle	Save Our Children of Elyria
Bizdom	Greater Cleveland Habitat for Humanity	Say Yes to Education – Cleveland
Boys & Girls Clubs of Northeast Ohio	Greater Cleveland Food Bank	Seeds of Literacy
Care Alliance	Groundworks	Shoes & Clothes for Kids
Case Western Reserve University	Group Workcamps	Special Olympics Ohio
Catholic Charities/ Fatima Family Center	HARAMBEE	St. Edward High School
Centers for Families and Children	Hattie Larham	St. Mary's Parish CYO
Chair-ity, Inc.	HELP Foundation, Inc.	St. Peter's School
Children's Hunger Alliance	Hope & Healing Rape Crisis Center	Stark County Hunger Task Force
Children's Museum of Cleveland	Hope Meadows	Summit County Boys & Girls Clubs
City of Cleveland	Inner City Schools—Diocese of Cleveland	Summit County CYO & Community Service
Division of Recreation	Journey Center for Safety and Healing	Summit County Urban League
City Year	Julia De Burgos Cultural Arts Center	The Akron Blind Center
Cleanland, Ohio	Junior Achievement of Greater Cleveland	The City Mission
Cleveland Botanical Garden	Juvenile Diabetes International, Inc.	The Cleveland Society for the Blind
Cleveland Center for Economic Education	Lake Erie Girl Scouts Council	The Eleanor Rainey Memorial Institute
Cleveland Christian Home	Lakemore United Community Council	The Foundation Fighting Blindness
Cleveland Clinic Foundation	Leprechaun Foundation	The Gathering Place
Cleveland Courage Fund	Malone College	The Greater Cleveland Delta Foundation
Cleveland Education Fund	Marycrest	The Hanna Perkins School
Cleveland Housing Network	Meadows Turkey Bowl	The JCH Foundation
Cleveland Initiative for Education	Minds Matter of Cleveland Ohio Inc.	The Salvation Army
Cleveland State University Foundation	Music Through the Streets	The Sokol Greater Cleveland
Cleveland Women, Inc.	NE Ohio Chapter of the National MS Society	The Twelve, Inc.
COATS FOR KIDS – CLEVELAND	Neighborhood Centers Association	Transformations by Cleveland Angels
College Now Greater Cleveland	New Life Community	United Cerebral Palsy
Cornerstone of Hope	Ohio Cancer Research Associates	University of San Diego
Council for Economic Opportunity in Greater Cleveland	Ohio Caring Foundation	University Settlement
Cuyahoga Community College Fund	Ohio Guidestone	Urban League of Greater Cleveland Inc.
Cuyahoga County Invest in Children	Ohio Suicide Prevention	Visiting Nurse Association
Cuyahoga Valley Association	Old Stone Education Foundation	Voices for Children
Cuyahoga Valley National Park Association	Open Doors Academy	West Side Ecumenical Ministry
Drink Local. Drink Tap.	Operation HOPE USA	WWIZ-TV
		Youth Opportunities Unlimited
		YWCA of Greater Cleveland

The Cleveland Cavaliers and Rock Entertainment Group proudly present their



# 2021 COMMUNITY IMPACT REPORT

"This report embodies the spirit of 'For the Love. For the Land,' a call to action to embrace unity and come together in a common bond of love for each other and our city. Through our mission, and alongside all our incredible civic and community partners, we are very proud of all we've accomplished together and look forward to continuing our work to help build a better, bright future in the place we call home."



**Nic Barlage, CEO**

Cleveland Cavaliers, Rocket Mortgage FieldHouse and Rock Entertainment Group



**\$230K**



IN GRANTS FOR THE  
2021-22 CAVS SEASON



Scan here to read



the full report



## Moondog

Passionate. Loyal. Paper-Trained. Moondog has a unique connection not just to the Cavaliers, but to all of Cleveland. Cleveland is known worldwide as the Rock & Roll city. Famed Cleveland radio disc-jockey Alan Freed coined the phrase “Rock & Roll” and sparked a music explosion in the 1950’s. Freed often referred to himself as the “Moondog” and his listeners as “Moondoggers.” The Cavaliers’ Moondog is dedicated to following in the spirit of the original.

Alan Freed was innovative, fun-loving, passionate and controversial. Our ten-time NBA All-Star Mascot Moondog has proven to be the same.




## Sir C.C.

Historical. Hysterical. Sir C.C. is an original expression of the wine and gold, just like the jerseys unveiled in the 2010-2011 season. C.C. has been a Cleveland Cavaliers fan since the 1970-71 season and has been around supporting the Cavs throughout the history of the team. Our three-time All Star C.C. can be seen at every Cavaliers home game cheering on our team and energizing the fans, making sure that everyone’s trip to Rocket Mortgage FieldHouse is one they will never forget! C.C. shares his love for Cavaliers basketball too by visiting Cavaliers Academy basketball camps, Junior Cavs basketball leagues, Wine and Gold United outings, and many more events all over Northeast Ohio.

To have Sir C.C. at your next event, email him at [sircc@cavs.com](mailto:sircc@cavs.com), or check out his page in the fan zone at [www.cavs.com](http://www.cavs.com)



# Media Information



**Darius Garland** talks postgame after a 24-point, 13-assist performance in the Cavaliers' 120-111 overtime win over the Los Angeles Clippers on March 14, 2022.

The Cleveland Cavaliers Basketball Communications Team welcomes you to the 2022-23 NBA season. It is our goal to provide a professional and productive working environment. To assist in your coverage of the Cavaliers, please note the following:

**Media access:** Media access protocols for practices at Cleveland Clinic Courts and home game coverage have changed across the NBA. All Cavaliers media availability – including practice, shootaround, pregame and postgame activities with players and coaches – will only be conducted with in-person media in attendance. Zoom will only be used if circumstances dictate.

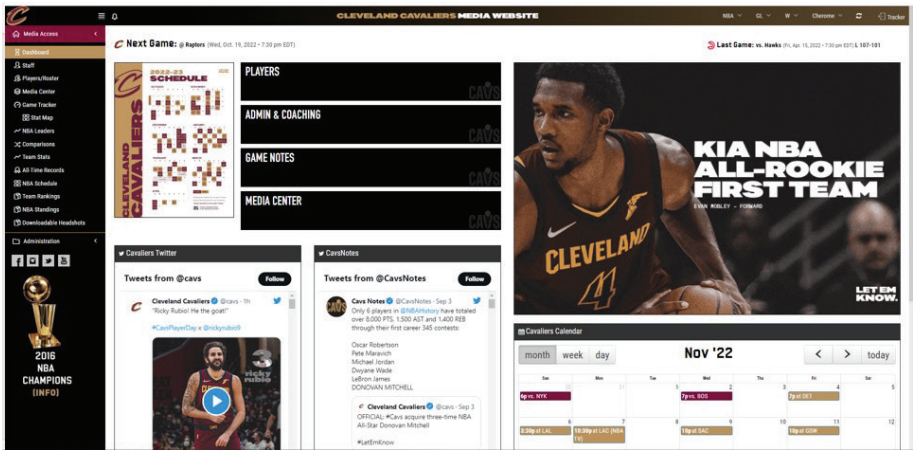
In accordance with the NBA, media will be credentialed for games under the same process as in previous seasons, except a Tier 1 level has been created for qualifying outlets. Tier 1 credentials will grant access to pre- and post-game locker room media availabilities at Rocket Mortgage FieldHouse. These credentials will be limited, and available to media outlets that regularly cover the team either by traveling consistently or attending most of a team's games and practices. Additionally, national media who cover the league on a consistent basis and select international media and broadcast partners will be eligible for Tier 1 credentials.

In order to qualify for Tier 1, media outlets must create original news content and have a standard editorial process in place to govern credentialed reporters. A media member must also be fully up to date on his or her COVID-19 vaccinations to be eligible for Tier 1 access or produce a negative result from a point-of-care test (e.g., Cue, Accula, antigen) or a "not detected" result from a lab-based PCR test collected within seven days of the game.

Media who do not fit the Tier 1 requirements will be given access to all other media areas, including the Fred McLeod TV Studio and Media Workroom and the visiting team interview room located across from the visiting team locker room (Green Room).

The Cavaliers Basketball Communications Team will distribute via email daily availability times for all practice and shootaround media availability sessions.

**Cavaliers Media Website:** To assist with your coverage throughout the 2022-23 season, the Cavaliers Basketball Communications Team has an interactive Cavaliers Media Website on <https://www.NBAOMG.com> (select the Cleveland Cavaliers logo). This site will virtually house pertinent media materials including the Cavaliers Media Guide, game notes, current and historical statistical data, live game tracker and player updates, Cavaliers PR & team Twitter feeds, postgame notes, credential request forms and more. Previously printed materials such as game notes, out-of-town scores, recaps and NBA rankings will no longer be available in the media workroom, as all information can now be found on the Cavaliers Media Website. If you do not have an account already established and need access, please email [CavaliersPR@cavs.com](mailto:CavaliersPR@cavs.com) for login information.





**Credentials:** You must have a Cavaliers credential (full season or single-game) to be admitted to Rocket Mortgage FieldHouse, and your credential must be visibly worn at all times. Credentials should be requested through the Cavaliers media website at HoopsOMG.com.

Your credential does not guarantee a seat. Please contact the Basketball Communications Team no later than 48 hours before a game to reserve a seat in the press seating areas. Single-game credentials can be picked up at the media entrance, located on the east side of Rocket Mortgage FieldHouse (off of East 6th street, adjacent to the Cavaliers Team Shop and facing the Gateway East parking garage). Photo ID is required to obtain your credential.

Season and single-game credentials are non-transferable and any unauthorized use will subject the bearer to ejection from Rocket Mortgage FieldHouse and the forfeiture of the credential. No autographs are allowed during media access periods.

Media members who are approved for credentials must adhere to any alterations to the Health and Safety Protocols as well as the zoning rules established by the Cavaliers and the NBA. If you are not feeling well or experiencing symptoms related to COVID-19, you will be required to remain at home and cover the game via the broadcast and the Cavaliers Media Website.

Please note that single-game credentials may be limited due to the available media workspace. A member of the Cavaliers Basketball Communications Team will respond and indicate if a spot is available for the game requested.

**Media Entrance:** All media members must enter Rocket Mortgage FieldHouse through the media entrance, which is located on the east side of the arena (across from Gateway East Garage) and opens two and a half hours prior to game time. If you are coming out of the Gateway East parking garage, crossing East 6th Street, you will see the Cavaliers Team Shop. The media gate is located just to the left (south) of the Team Shop. Several available options for parking are in close proximity to Rocket Mortgage FieldHouse.

**Fred McLeod TV Studio & Media Workroom:** This season, all media members will have access to the Fred McLeod TV Studio and Media Workroom. Seating will be assigned and reserved within this area as space permits, and all seats in the workroom will be equipped with electrical power and RFMH WiFi accessibility.

Media will be able to use the designated Media Elevator in the Three-Bank Elevator Lobby (located directly behind the media section, M104) on the main concourse to travel to and from the media section and Fred McLeod TV Studio and Media Workroom.

Media members who are not given a seat in the Media Workroom will be able to work from their seat in Section M104.

**Seating:** There will be reserved media seats located in Section M104 and will be assigned by the Cavaliers Basketball Communications Team. All seats will be equipped with electrical power and access to RFMH WiFi.

**TV and Radio:** Visiting television broadcast positions will be courtside, adjacent to the visitors' bench. Radio broadcast positions will be in the "Joe Tait Perch" (radio booth) in Section C108. If statisticians are desired, please make arrangements with the Cavaliers Basketball Communications Team at least 24 hours before game time. All requests for pregame or postgame interviews should be directed to the Cavaliers Basketball Communications Team.

**Photographers:** Still photographers will be able to shoot from the baseline locations this season and will be assigned a floor spot. Photographers are asked to keep off the side courts and to be considerate of the ticket holders seated directly behind them. Also, photographers are asked to wear rubber-soled shoes to protect the basketball floor and must have rubber lens shades for their cameras. All photographers that are assigned a floor photo lane will be required to wear a photo vest distributed by the Basketball Communications team and face masks. Floor positions will be given to outlets based on priority as designated by the NBA. Additional elevated photo space will be made available on a case-by-case basis or as space allows.

**Parking:** Full-season parking passes via SeatGeek will be distributed by the Cavaliers Basketball Communications Team on a limited basis. For those media members who receive full season parking privileges, the media parking area will be located in the Gateway East Garage.

If you have any questions, please do not hesitate to contact the Cavaliers Basketball Communications Team at (216) 420-2464 or CavaliersPR@cavs.com.

## Radio Fred McLeod TV Studio & Media Workroom

The Cavaliers organization named the combined television studio and media workroom space at Rocket Mortgage FieldHouse the “Fred McLeod TV Studio & Media Workroom” on September 18, 2019 in honor of the team’s beloved 14-year play-by-play television announcer, who passed away unexpectedly on September 9, 2019. Given the indelible impact and legacy of Fred McLeod, and how he touched so many across the media and fan community, as well as the team he loved, the Fred McLeod TV Studio & Media Workroom serves as a lasting tribute to someone that was universally admired, respected and appreciated as a fellow media member and willing mentor to a countless number across the industry.

Before and after every Cavaliers home game, home and visiting team media members gather in the television studio and media workroom space on the event level of Rocket Mortgage FieldHouse to hear from, and interview, the Cavaliers head coach. The space is also used for many other media events and reporting elements throughout the year by attending media covering games and events for newspapers, magazines, television, radio, websites and other digital platforms, as they write and file their respective stories and coverage inside the walls of this important area.

A Strongsville, Ohio native, Fred served as the television voice of the Cavs since joining the team and FOX Sports Ohio in 2006. His NBA broadcasting career spanned 36 seasons, having spent 22 seasons with the Detroit Pistons, in addition to 14 overall with the Cavs (1979-80; 2006-19). The multi-regional Emmy Award winner called more than 1,000 games during his time with the Wine and Gold. His diverse and extensive sports broadcasting career also included time in the NFL (Detroit Lions) and MLB (Cleveland Indians and Detroit Tigers), as well as local television sports reporting and anchoring in multiple cities, including Cleveland and Detroit.

Fred was one of the most accomplished and respected announcers in the NBA and all of sports and was known for his love, passion and enthusiasm for his hometown Cavs and Cleveland. He was friendly and welcoming to all his fellow media colleagues, regardless of experience or outlet they represented, including up-and-comers who sought advice from him and appreciated his willingness to spend time supporting them. Fred made a lasting impression, so it is fitting that he will have this permanent space dedicated to his memory.

In connection with the Rocket Mortgage FieldHouse transformation project, the state-of-the-art TV studio and media workroom space was recently re-designed, expanded and updated for optimal use, media support, technology and efficiency.



## 2022-23 Cleveland Cavaliers AudioVerse

Cleveland Cavalier fans can follow the team all season long on the 31-station, Cavaliers AudioVerse. All 82 regular season games, as well as four preseason games and all potential playoff games will be aired live. Fans can also listen online at NBA.com and sign up for NBA Audio League Pass through TuneIn Radio, or on any mobile device by downloading the Cavs App.

The flagship stations for Cavs basketball are the 50,000-watt News Radio WTAM 1100 AM and 106.9 FM and 100.7 FM WMMS, Cleveland's Rock Station. Returning as the Akron outlet for the 30th season is 1590 AM WAKR.

In his fourth season, play-by-play announcer Tim Alcorn will be joined in the booth by Cavalier Legend Jim Chones, who will be back for his 13th season as color analyst. Returning for his 31st year is studio host Mike Snyder, who will anchor all pregame, halftime and postgame shows. Former OSU great and NBA player Brad Sellers is back for his 12th year as postgame studio analyst.

Each broadcast on the Cavaliers AudioVerse begins with the Huntington Tip-Off Show, an inside look at the upcoming game. Hosted by Mike Snyder, the show airs 30 minutes prior to game time. It is a comprehensive look at what is happening around the NBA, including interviews, highlights, game reports, injury updates and a preview of the Cavs game with Tim Alcorn while Jim Chones provides his Keys to the Game.



Following each game Mike Snyder will host the Zoom Postgame Show. Jim Chones and Brad Sellers will join Snyder to provide postgame analysis, review stats and highlights. Fans will hear comments from players in both locker rooms, Coach Bickerstaff's postgame press conference and news from other games around the league.

Every Monday through Friday morning at 8:25 a.m., fans can listen to host Bill Wills and Mike Snyder on WTAM 1100 AM for the daily Cavs Update. Wills and Snyder will be joined every Monday and Thursday by Tim Alcorn while Jim Chones will appear every Tuesday and Friday. On Wednesdays, members of the front office, broadcast crew along with other Cavalier Legends will appear with Wills and Snyder. Alcorn will also host an afternoon drive Cavs Update on the Cavaliers AudioVerse that will feature the latest Cavs news, including game recaps, previews and other NBA news.

### 2022-23 CLEVELAND CAVALIERS AUDIOVERSE

MARKET	CALL LETTERS	FREQUENCY	MARKET	CALL LETTERS	FREQUENCY
Akron	WAKR	1590 AM	Lorain / Elyria	WEOL	930 AM
Akron	WAKR	93.5 FM	Lorain / Elyria	WEOL	100.3 FM
Ashtabula	WZOO	102.5 FM	Lorain - SPANISH	WNZN	89.1 FM
Canton	WHBC	1480 AM	Mansfield	WRGM	1440 AM
Celina	WCSM	1350 AM	Mansfield	WRGM	106.7 FM
Celina	WCSM	96.7 FM	Marietta	WMOA	1490 AM
Cleveland	WTAM	1100 AM	Marietta	WMOA	101.3 FM
Cleveland	WMMS	100.7 FM	Norwalk	WLKR	95.3 FM
Cleveland	WTAM	106.9 FM	Painesville	WABQ	1460 AM
Columbus	WJYD	107.1 FM	St Mary, WV	WJAW	630 AM
Dover / New Phil	WJER	100.9 FM	St Mary, WV	WJAW	92.9 FM
Dover / New Phil	WJER	1450 AM	Painesville	WABQ	1460 AM
Fostoria	WFOB	105.7 FM	Sandusky	WLEC	1450 AM
Fostoria	WFOB	1430 AM	Sandusky	WLEC	93.5 FM
Lima	WIMA	1150 AM	Wooster	WQKT	104.5 FM
			Youngstown	WNIO	1390 AM

# LOS CAVS

EN ESPAÑOL




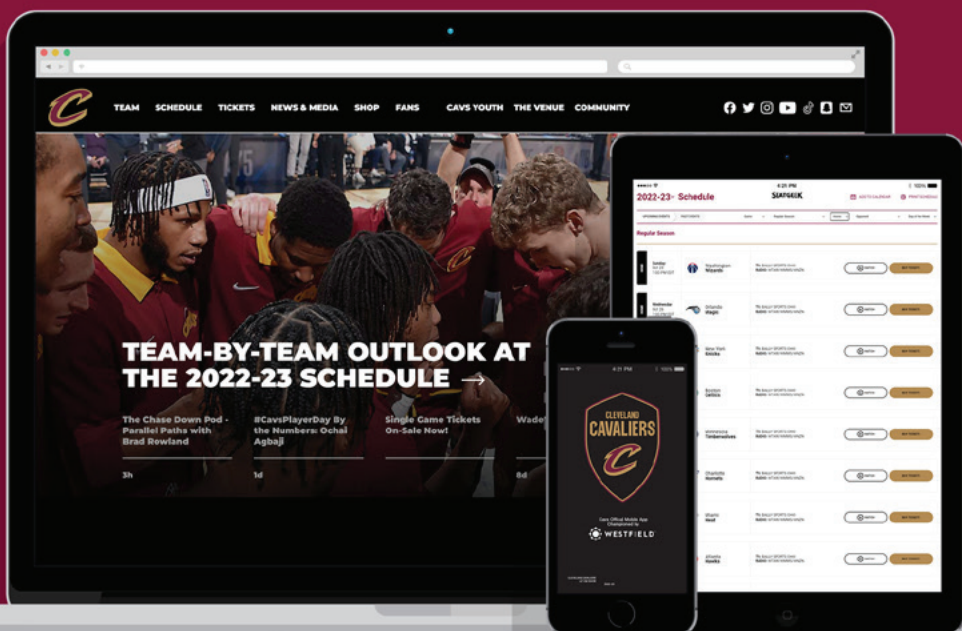
**CLEVELAND CAVALIERS**  
*Rafa Hernández-Brito*



WNZN.ORG

   @power891





With the most comprehensive coverage of the Cleveland Cavaliers, CAVS.COM provides an inside look at the team with in-depth editorial content and analysis featuring beat writer Joe Gabriele. Fans can also pick up their tickets to upcoming games, grab the latest gear and gain access to exclusive video features, game highlights and live video content all year round making CAVS.COM your online destination. If you're on the go, tap into the Wine & Gold on your mobile device by downloading the Cavs app *championed by Westfield* available on the iTunes or Google Play store and stay update-to-date no matter where you are.

If that's not enough, you can follow along through the following social media platforms:

- Facebook – [facebook.com/cavs](https://facebook.com/cavs)
- Twitter – [twitter.com/cavs](https://twitter.com/cavs)
- Instagram – [instagram.com/cavs](https://instagram.com/cavs)
- YouTube – [youtube.com/cavs](https://youtube.com/cavs)



# TWO STATIONS. ONE GOAL.

NEWSRADIO

**WTAM**

1100 AM 106.9 FM



**100.7 FM**  
**WMMS**  
CLEVELAND

Hear every game on both stations,  
all season long.



 **iHeartMEDIA**





## **John Michael**

### **Television Play-By-Play Broadcaster**

John Michael enters his fourth season as the Cavaliers' television play-by-play broadcaster on Bally Sports Ohio after spending the previous eight seasons as the team's audio play-by-play broadcaster.

In just his first two years of eligibility, Michael won back-to-back individual Emmy Awards for Top Play-By-Play Broadcaster / Analyst by the National Academy of Television Arts and Sciences Lower Great Lakes Chapter in both 2021 and 2022. In 2022, Michael also won a third Emmy Award for Outstanding Live Sporting Event/Game,

capping a tremendous two-year span.

In summer 2019, Michael was inducted into Western Pennsylvania's Beaver County Sports Hall of Fame. Michael's fellow inductees include the NBA's Pete Maravich and Brad Davis, along with Cleveland Guardians' skipper Terry Francona and his late father, Tito.

In 2015, Michael represented the Cavaliers' organization by moderating the esteemed Cuyahoga Community College Presidential Luncheon alongside Magic Johnson. In addition, Michael made numerous SportsCenter appearances and made regular appearances on various national television networks during the Cavs' playoff runs from 2015-18.

Michael has nearly two decades of professional sports play-by-play experience. He previously worked with the NHL's Columbus Blue Jackets on Bally Sports Ohio as the television game host, in-game reporter, and contributor to the pregame and postgame shows. Prior to joining the Jackets, Michael was the inaugural play-by-play "Voice of the Lake Erie Monsters" here in Cleveland. Earlier in his career, Michael gained valuable play-by-play experience with the MSA Sports Network in Pennsylvania, hosting sports talk shows and calling a variety of sports, including baseball, football, hockey, basketball, and soccer.

Prior to heading to Cleveland, Michael spent two seasons as the radio voice of the AHL's Springfield Falcons and two seasons with the ECHL's Johnstown Chiefs. Following his final campaign with the Chiefs, the Aliquippa, Pennsylvania native was named the 2005 ECHL Broadcaster of the Year. The honor highlighted a tremendous campaign for Michael during which he had been chosen to broadcast the 2005 ECHL All-Star Game for NHL Radio.

Michael has also served as a radio broadcaster for baseball's Hagerstown Suns, a then-minor league affiliate of the San Francisco Giants. Additionally, he has taught as an Adjunct Professor of Broadcasting at Springfield College in Massachusetts, where the game of basketball was invented.

Michael is a regular contributor to Cavaliers Live pregame and postgame shows on Bally Sports Ohio.

Prior to embarking on his broadcasting career, Michael earned a law degree, an MBA degree, and a mechanical engineering degree from the University of Notre Dame, all with cum laude honors, in an eight-year span. Following graduation from law school, he joined the prestigious Pittsburgh law firm of Kirkpatrick & Lockhart (now K&L Gates). There, he practiced law full time as a trial attorney specializing in construction law for over four years before embarking upon his broadcasting career.





## **Austin Carr**

### **Ambassador/TV Color Analyst**

"Mr. Cavalier" Austin Carr begins his 25th season as a TV color analyst for the Cleveland Cavaliers on Bally Sports Ohio, as well as becoming an ambassador for the organization. Carr will join play-by-play broadcaster John Michael to provide insight and analysis during 40 Cavs games this season.

After a standout career with the Cleveland Cavaliers from 1971-80, Carr rejoined the team in the front office in June 1991 as the Director of Community and Business Development. He was responsible for generating new business from Northeast Ohio corporations with a particular focus on smaller companies and minority organizations. Beginning in 1997, Carr became the full-time color analyst for the team's telecasts on WUAB and the Cavaliers Television Network.

Carr played the first nine of 10 seasons in the NBA with Cleveland before stints with Washington and Dallas. He ranks second among the Cavaliers' all-time leaders in field goals made (4,272) and field goals attempted (9,480). Carr is fourth on the Cavaliers' all-time list in scoring (10,265), sixth in games played (635) and sixth in minutes played (19,003).

The 2021-22 NBA season marked the 50th anniversary since Carr put on a Wine & Gold uniform. He was the first player chosen in the 1971 NBA Draft following a brilliant college career at Notre Dame, where he averaged a school-record 34.6 points per game and was a two-time All-American. The 1971 National Player of the Year currently holds the record for most points in an NCAA tournament game (61), NCAA tournament points per game average (41.3) and was elected to the National Collegiate Basketball Hall of Fame class of 2007. After being inducted into the Irish's Ring of Honor, the lower concourse of the Notre Dame's Purcell Pavilion was renamed the Austin Carr Concourse in 2011.

Carr was named to the NBA All-Rookie Team in 1972 and later represented Cleveland in the 1974 NBA All-Star Game. He was further honored when his number (34) was retired by the Cavaliers on January 3, 1981. In addition, Carr was selected to the Cavaliers' All-Time Starting Five as voted on by 32 members of the media in Northeast Ohio and the Cavaliers' All-Time Team as selected by the fans. The All-Time Starting Five and All-Time Team were selected in conjunction with the Cavaliers 30th Anniversary season of 1999-2000.

Always active in community affairs, Carr won the Walter Kennedy Citizenship Award after the 1979-80 season, an award which recognizes an NBA player or coach who makes substantial contributions to his community. He continues his charitable activities with the Alzheimer's Association of Cleveland, the March of Dimes and the Center for Prevention of Domestic Violence. He is a board member of Y.O.U. (Youth Opportunity Unlimited) and hosts a golf tournament to assist fundraising efforts for the organization, in addition to making numerous speaking engagements to youth groups. Carr is also a regular contributor to Cavs HQ, making numerous public appearances where he talks with Cavs fans all over the community.

Carr just celebrated 40 years of service as a member of the Cavaliers and has added the title of ambassador to his storied life and career. A single-digit handicap golfer, Carr is the proud parent of Jason and Ashley, and grandfather to Austin, Aubre and Alexavier.



## **Serena Winters**

### **Bally Sports Ohio Sideline Reporter**

Serena Winters begins her second season as the sideline reporter for Bally Sports Ohio's Cavaliers Telecasts. She joined the Cavaliers broadcast team in January of 2021 from Philadelphia where she was the 76ers sideline reporter for two seasons. During her time there, she filled in as color analyst and play-by-play announcer on 76ers telecasts as well as wrote features, hosted pregame shows, and filled in on Phillies broadcasts.


Winters also produced and hosted Locked on 76ers, a daily podcast offering news, stats and analysis of the Philadelphia 76ers and NBA.

Winters has covered the NBA for over a decade and hosted her own daily, primetime sports and culture show, 'The Bridge,' on NBC Sports Northwest, where she also contributed to the coverage of the Portland Trail Blazers.

Prior to joining NBC Sports, she covered the Lakers for six seasons as host and analyst for the Lakers TV network and for LakersNation.com.

Winters' career in sports journalism started in Santa Barbara where she anchored sports updates and called both play-by-play and color commentary for the men's and women's UC Santa Barbara basketball teams. She graduated with a bachelor's degree from the University of California, Santa Barbara, Magna Cum Laude.





## **Cayleigh Griffin**

### **Bally Sports Ohio Pre and Post-Game Host of Cavaliers Live**

Cayleigh Griffin returns to Cleveland as the Pre and Post-Game Host of Cavaliers Live. She spent the last three seasons in Houston as the court-side reporter for the Houston Rockets. She also hosted their pre and post-game coverage, their weekly magazine show, "Rockets All-Access," and served as a fill-in host and field reporter on AT&T SportsNet's Houston Astros coverage.

She worked as a digital host and reporter for the Cavs and Fox Sports Ohio during the 2018-19 season, in a variety of roles. She also contributed to the Cavs Radio Network, Cleveland Monsters Hockey coverage, and Charge coverage.

She spent two years as a reporter for the San Antonio Spurs, covering the team both linearly and digitally. She was a fill-in host for Spurs Live, and sideline reporter on all Spurs home games. She also extensively covered the Austin Spurs and San Antonio Stars. Her career started at the BIG East Conference, where she worked as an on-air correspondent and digital assistant.

Cayleigh grew up in Stamford, CT and graduated from Providence College with a Bachelor of Arts in Humanities, and a Minor in Film.



## **M. Campy Russell**

### **Television Pregame & Postgame Analyst Director of Alumni Relations**

Campy Russell begins his 16th season providing analysis on the pregame and postgame show "Cavaliers Live" on Bally Sports Ohio. He is also the Cavaliers' Director of Alumni Relations, helping connect former Cavs players and legends with the organization and fans. Because of his efforts, alumni are active in the community and at Cavaliers home games, where they visit with fans, make special presentations, and are involved in charitable fundraising. Russell was also inducted into the Cavaliers Wall of Honor for the Class of 2022 with Gordon Gund, Lenny Wilkens and World B. Free.

Russell played 10 years in the NBA, including seven with the Cavs (1974-75 to 1979-80 and 1984-85), where he was an NBA All-Star in 1979. He played three seasons with the New York Knicks from 1980-83 and led the league in three-point field goal percentage (.439) in 1981-82. Russell was named to the Cavaliers' All-Time Team and remains in the Cavs' all-time Top 10 in six categories. He entered the 1974 NBA Draft as junior under the hardship clause and was the eighth pick of the first round.

In 2002, Russell rejoined the Cavaliers as the team's outer market events specialist, a position involving sales, community relations and youth basketball programs. In 2004, he championed the Cavaliers' annual Black Heritage Celebration, one of the most comprehensive cultural celebrations in the NBA. He was inducted into the Ohio Basketball Hall of Fame in 2014. He also received the Lifetime Achievement Award by Black Professionals Association Charitable Foundation (BPACF) in 2019.

Russell is an alumnus of the University of Michigan, graduating with a bachelor's degree in Sports Management and Communications. In 2002 he was inducted into the university's Hall of Honor for men's basketball. He and his wife (Robyn) have four daughters, Alex, Mandisa, Oyin, Saki, one son, Michael II, and is the proud grandfather of 14 grandchildren.



## **Brad Daugherty**

### **Bally Sports Ohio TV Analyst**

### **JTG Daugherty Racing Co-owner**

Brad Daugherty continues his duties as an analyst for Bally Sports Ohio, a role he has coveted since 2020. He will join John Michael for a number of games throughout the 2022-23 regular season on a rotational basis, along with Cavaliers legend Austin Carr and former head coach Mike Fratello.

Daugherty also played for the Cleveland Cavaliers for eight NBA seasons and was taken as the first overall pick by Cleveland in the 1986 NBA draft out of the University of North Carolina. A 1986–87 All-Rookie team selection, Daugherty averaged nineteen points and ten rebounds per game over his NBA career and retired as the Cavaliers all-time leading scorer (10,389 points) and rebounder (5,227). Daugherty's all time-leading scorer record stood until March 21, 2008, when LeBron James broke the point record against the Toronto Raptors. His leading rebounder record stood until December 9, 2008, when Zydrunas Ilgauskas broke the rebound record, again against the Raptors.

He played in 41 postseason games and led the Cavaliers as far as the Eastern Conference Finals in 1992. Daugherty was a five-time All-Star (1988, 1989, 1991, 1992, 1993). As part of the Cavaliers' 30th anniversary in 1999–2000, Daugherty was a unanimous selection to the All-Time Cleveland Cavaliers team.

Daugherty announced his retirement after the 1995–96 season. His #43 jersey, a number he picked as a tribute to NASCAR legend Richard Petty who fueled his interest in racing, was retired by the Cavaliers on March 1, 1997. In 2019, Daugherty was inducted to the Cavaliers Wall of Honor for individuals who played a critical role in shaping the franchise's history.

Daugherty is part-owner of JTG Daugherty Racing alongside Tad and Jodi Geschickter and Gordon Smith with NASCAR Cup Series driver Ricky Stenhouse Jr. The five-time NBA All-Star also joined NBC Sports as an analyst for pre-race and post-race NASCAR Cup Series coverage. A fixture not only on television, Daugherty has also regularly hosted shows on SiriusXM NASCAR Radio and SiriusXM NBA Radio.

In 1985, Daugherty tried his hand at owning a Late Model race team with his close friend and driver Robert Pressley. They won races and championships and climbed the ladder to the NASCAR Xfinity Series where they won their first race in the division during 1989. Daugherty also co-owned a NASCAR Truck Series team before partnering with JTG Daugherty Racing and progressing to the pinnacle of the sport.

After years of hard work in the NASCAR Cup Series, Daugherty's ownership dreams were finally realized when his team made the NASCAR Cup Series coveted 10-race Chase for the championship with a huge victory at Watkins Glen International in August 2014. That day, Daugherty was on air talent for the race broadcast and there was no way to control his excitement on air. He began jumping up and down, with a huge grin as he hugged fellow analyst Rusty Wallace and then he took off for Victory Lane. Instead of hoisting the trophy, he hoisted his driver (AJ Allmendinger) at the time off the ground as a big celebration got underway.

Today, the Black Mountain, NC-native continues his leadership role for JTG Daugherty Racing and his affiliation with BAM (Brand Activation Maximizer) in addition to his role as an NBC analyst for NASCAR. When he's not at the race track or on air, he's also has duties as the Chairman of the Cleveland Cavaliers Team Board and the NASCAR Diversity Board.



## **Mike Fratello**

### **Bally Sports Ohio TV Analyst**

Veteran NBA coach Mike Fratello is one of the winningest head coaches in NBA history, ranking 22nd in both all-time regular season wins (667) and games coached (1,215). During his illustrious career, Fratello has coached at every level—from kids camps and high school to college, the pros and national teams representing Ukraine and USA. Along the way, Fratello undertook another important role on the sidelines as an NBA commentator and teamed up with some of the best in the business, including legendary play-by-play announcers Marv Albert and the “Birdman” Ian Eagle. Coach Fratello currently brings his wealth of basketball experience to the booth as an Los Angeles Clippers in-game analyst and a guest analyst for Bally Sports Ohio’s Cavaliers Live pregame and postgame shows.

Born and raised in Hackensack, New Jersey, Fratello (whose father won the 1939 Golden Gloves middleweight title) proved to be a tough and talented young athlete. Fratello was captain of his football, basketball and baseball teams at Hackensack High School, and he attended Montclair State College (now Montclair State University) on a football scholarship. After graduation, he returned to his high school alma mater as an assistant coach for both the football and basketball teams. Fratello’s strong work ethic, high sports IQ and gift for teaching quickly became apparent, and soon he was recruited to join Tom Carmody’s coaching staff at the University of Rhode Island (1970-72). Fratello gained more valuable experience coaching at the collegiate level alongside Lou Campanelli at Madison College, now James Madison University (1972-75), and Rollie Massimino at Villanova University (1975-78).

Coach Fratello caught his NBA break when longtime friend and mentor Hubie Brown hired him as an assistant coach for the Atlanta Hawks in 1978. Fratello manned the sidelines with Brown for three years and with Kevin Loughery for one year before joining Brown on the New York Knicks’ bench in 1982. Fratello returned to Atlanta to take over the reins when he was named head coach of the Hawks at the start of the 1983-84 season. Fiery and exacting, Coach Fratello spent seven seasons at the helm and steered the Hawks to five playoff berths, earning NBA Coach of the Year honors after leading them to a 50-32 record in 1986. He also captured the Central Division Title in 1987 with 57 wins, and he coached the East to a 138-133 victory in the 1988 All-Star Game.

In 1993 Fratello landed the head coaching position in Cleveland. Coach Fratello’s Cavaliers made it to the playoffs four out of six seasons and finished with a winning 248-212 record overall. Known for their grit and grinding defense, the Cavs set the NBA record in 1995-96 for fewest points allowed per game (88.5) since 1954 (when the league first implemented the 24-second shot clock), and then topped their own record the following year, giving up just 85.6 ppg. In December of 2004, Coach Fratello inherited the 5-11 Memphis Grizzlies and turned the team around, seizing 45 hard-fought regular season wins. He built on that record the next year to capture 49 games and advance to the playoffs for a second consecutive season. During Coach Fratello’s 15-year tenure as an NBA head coach, he compiled a 667-548 regular season record (a .549 winning percentage).

Capitalizing on his communication skills, Coach Fratello also carved out a successful career as a sportscaster, landing opportunities with NBC and TNT, as well as local networks covering the Pistons, Clippers, Heat and Nets games. Fratello got his start in this role when he was paired with “the voice of basketball” Marv Albert in the 1990-91 NBA season to form the main announcing team for the NBA on NBC. Albert dubbed Coach Fratello “The Czar of the Telestrator” for his creative way of diagramming basketball plays on screen and for his ability to break down offensive and defensive strategies with in-depth analysis. During his three-year stint with NBC Sports, Fratello also joined Bob Costas for NBC’s coverage of the 1992 Summer Olympic Games in Barcelona. “The Czar” went on to work as an NBA analyst for Turner Sports and covered the playoffs from 1994-96, the regular season from 1999-2004, and the 2007 playoffs. From 2009-2013 Fratello again worked alongside Marv Albert, as well as Steve Kerr, Dick Stockton, Kevin Harlan and Reggie Miller, for TNT’s exclusive Thursday night NBA coverage. He also made regular appearances on NBA TV before joining its NBA GameTime Live crew 2014-2019 to deliver game analysis and cover breaking news around the league.

In October of 2008, YES Network brought Coach Fratello aboard as a color commentator for the Nets, pairing him with play-by-play virtuosos Marv Albert and Ian Eagle as well as rising star Ryan Ruocco for nine seasons before Fratello moved to the studio for the 2017-18 NBA season to cohost with Chris Shearn, Nancy Newman and Bob Lorenz. In 2014, Fast Break with Fratello aired on FOX 8 News in the Morning, during which Coach Fratello previewed and reviewed the biggest Cavs games. Since 2016, Fratello has joined select FOX Sports Ohio (now Bally Sports Ohio) Cavaliers Live pregame and postgame shows as a guest analyst to provide commentary, break down the action and offer a coach’s perspective. After having served as the lead color analyst for the Los Angeles Clippers from 1990 to 1992, Coach Fratello returned to their organization for the 2018 season as a rotating analyst. A respected basketball authority, Fratello continues to serve in this role with the Clippers, engaging and entertaining

hoops fans with his sharp game analysis, unique insights and playful banter.

Over the course of his commentating career spanning three decades, Fratello has garnered a number of accolades, including New York Emmy Award nominations in 2012, 2013, 2014 and 2015 for his work on YES. In 2014, Fratello was a member of YES's Nets broadcast team that won a New York Emmy for Best Live Sports Series. In 2015 Fratello took home the New York Emmy for Best Sports Analyst. And Fratello was a member of the Fox Sports Ohio broadcast team that won a Lower Great Lakes Emmy award for the Cavaliers Live pregame show, 2017 Playoffs & NBA Finals. Fratello was honored by his peers in 2022 when the National Basketball Coaches Association named him the 17th recipient of the Chuck Daly Lifetime Achievement Award.

Despite achieving success as a television personality, coaching was never far behind for Fratello. In 2011 his former Hawks player Alexander "Sasha" Volkov, then president of the Basketball Federation of Ukraine, invited Coach Fratello to head up their men's national basketball team at the 2011 FIBA European Championship. In 2012 Fratello returned to coach Ukraine in the EuroBasket 2013 Qualification Tournament and clinched a spot to compete in Slovenia the following year. At the 2013 FIBA European Championship, Coach Fratello led Ukraine to a 6-5 record, good for a sixth place finish, and earned an automatic bid to compete in the FIBA Basketball World Cup for the first time in Ukraine's history. Fratello coached the Ukraine National Team in the 2014 FIBA Basketball World Cup in Spain and helped Ukraine establish itself as a formidable competitor on the global stage.

Seizing on Fratello's international experience and success, USA Basketball named him head coach of the USA Basketball Men's National Team that went undefeated in the February 2020 and November 2020 FIBA AmeriCup qualifying tournaments to secure a berth in the AmeriCup 2022. Coach Fratello was honored to represent his country and to be an ambassador for basketball in an arena that showcased the power of sports to transcend borders and inspire future generations of athletes and fans.



## **Tim Alcorn**

### **Audio Play-By-Play Broadcaster**

Tim Alcorn begins his fourth season as the Cavaliers audio play-by-play broadcaster on the Cavaliers AudioVerse after originally joining the team in September 2019. He conducts the Cavaliers broadcasts alongside Jim Chones, who is returning as the color analyst for his 13th season in the Cavaliers audio booth. Alcorn has also recently filled in on the Guardians Radio Network and does audio play by play for the OHSSA State Final 4 Baseball Tournament annually.

Before joining the Cavaliers, Alcorn spent the previous 27 years at AM930 WEOL in Lorain/Elyria, where he was most recently the lead sports voice, sports director and station manager. He has been a sportscaster in the Northeast Ohio area since 1985, beginning his radio career at WOBL in Oberlin after graduating from Kent State University, and later joining AM930 WEOL in 1992.

During his time at WEOL, Alcorn was the host of "Countdown at The Q" and "From the Dugout," live on-site pregame shows before home Cavs and Indians games, respectively. He was additionally the play-by-play announcer for thousands of local high school football, basketball, baseball and softball games, and hosted multiple programs promoting high school athletics.

Alcorn has been honored with several Hall of Fame inductions over his career, including the Lorain County Football Coaches Hall of Fame, the Lorain County Boys Basketball Coaches Association Hall of Fame, the Lorain County Girls Basketball Coaches Association Hall of Fame, the Elyria Area Umpires Hall of Fame and the Ohio High School Basketball Coaches Hall of Honor. He has also been a recipient of the Lorain County Athletic Administrators Citizenship Award and the OHSAA Northeast District Sportsmanship, Ethics and Integrity Award, and is a three-time winner of the Ohio Associated Press "Best Sports Broadcaster" award. He serves on both the Midview and Elyria Sports Hall of Fame committees and is an inductee of the "Make a Difference" Hall of Honor at his alma mater, Midview High School.

Alcorn and his wife, Diane, are the proud parents of four children – daughters Kara and Alyssa, and sons Shawn and Ryan.





## **Jim Chones**

### **Audio Color and Postgame Analyst**

Jim Chones returns for his 13th season as the color analyst on the Cavaliers AudioVerse, providing in-game commentary for all Cavs games as well as postgame analysis following all home games. Jim also appears every Wednesday morning at 8:25 a.m. on WTAM 1100 with Bill Wills and Mike Snyder for the daily Cavs Update and is very active in the community as part of the of the Cavaliers Legends program.

Chones played with the Cavaliers for five seasons, including the "Miracle of Richfield" season in 1975-76 when he averaged a career-high 15.8 points per game while contributing 9.0 rebounds per contest. The former center is seventh on the list of all-time Cavaliers rebounders with 3,790 boards and is eighth with 2,750 defensive rebounds. In April 1991, Chones was chosen by Cavs fans as the center for the "Classic Cavs Team" covering the first 20 years of the Cleveland Cavaliers' history.

Before joining the Cavaliers for the 1974-75 season, Chones played for two years in the American Basketball Association for the New York Nets and the Carolina Cougars. He earned an NBA Championship ring with the Los Angeles Lakers in 1980 and after two years with the Lakers, he completed his NBA career with the Washington Bullets.

Chones played three seasons with the Marquette Warriors before turning pro. He was a starter on the United States squad in the 1972 Pan American Games.

Following his playing career, Chones spent 10 seasons as the color analyst for Cavaliers games on SportsChannel Ohio and the Cavs Television Network. He also served as a color analyst for college games on ESPN and for the NBA's Milwaukee Bucks on Fox Sports Wisconsin.

Jim and his wife, Elores reside in Beachwood and are the parents of daughters Kareeda and Kaayla, and of triplet sons Kameron, Kyle and Kendall. His family is the only family in NCAA Division I history to have six family members play Division I sports.



## **Mike Snyder**

### **Cavaliers AudioVerse Studio Host**

Mike Snyder returns as the Cavaliers AudioVerse Studio Host for the 2022-23 season, his 31st straight year in the position. Snyder begins each Cavaliers broadcast with the 30-minute "Huntington Tip-Off Show," a comprehensive look at what's happening around the NBA, featuring interviews, game reports, injury updates and a preview of the Cavaliers game with Head Coach J.B. Bickerstaff and audio play-by-play announcer Tim Alcorn.

Following every game, Snyder also hosts the postgame show with Jim Chones and/or Brad Sellers. The postgame show features Head Coach J.B. Bickerstaff's postgame press conference and players' comments from both locker rooms. Snyder also serves as an occasional co-host of "Cavs HQ," which airs on the Cavs AudioVerse.

Snyder is currently the Sports Director at WTAM 1100, where he is co-host of the Wills & Snyder show on mornings 5 a.m. to 9 a.m. He has also hosted pregame and postgame shows for the Cleveland Browns radio network.

Throughout his career, Snyder has done play-by-play announcing for Browns preseason games, the University of Akron, Kent State, Cleveland State basketball, Cleveland Force soccer and Canton-Akron Indians baseball. Snyder was inducted into the Ohio Broadcasters Hall of Fame in 2000 and was named the 2014 recipient of the Excellence in Radio Broadcasting Award by the Cleveland Association of Broadcasters. In 2018, he was inducted into the Press Club of Cleveland's Hall of Fame.

On December 15th, 2021, Snyder celebrated his milestone 2,500th game behind the microphone on the Cavaliers Radio Network.

Snyder and his wife, Janice, reside in Lakewood and are the proud parents of three adult children and grandparents of two grandchildren.



## **Brad Sellers**

### **Cavs Audio Studio Analyst**

Brad Sellers begins his 13th season as the Cavaliers AudioVerse studio analyst. Following all road games, he teams with host Mike Snyder on the Cavaliers Postgame Show to recap the game and offer commentary.

Sellers played six seasons in the NBA after being drafted by the Chicago Bulls as the ninth overall pick in the 1986 NBA Draft. He appeared in 398 NBA games and finished his career with averages of 6.3 points and 2.7 rebounds per game. After finishing his NBA career, Sellers played professionally in Greece, France, Spain and Israel before retiring in 2000. He is an alumni of The Ohio State University, where he played basketball for two seasons after transferring from the University of Wisconsin, where he also played for two years.

A local high school product, Sellers is one of the most decorated athletes to play in the Greater Cleveland Area. He led Warrensville Heights to an 88-14 record during his high school career.

Sellers is currently serving in third term as the mayor of the City of Warrensville Heights. He is the seventh mayor of the city and the first native resident of Warrensville Heights to be elected to the office. He was sworn in as mayor on January 1, 2012. Along with his duties as mayor, Sellers also serves as the Chair of the Cuyahoga County Convention Facilities Development Corporation and Chair of the First Suburbs Consortium. He also serves on the Boards of the Cuyahoga County Planning Commission, DOPWIC, and Cuyahoga County Land Reutilization Corp.



## **Rafael Hernández Brito**

### **Bilingual Audio Announcer, Cleveland Cavaliers**

Rafa Hernandez-Brito is returning for his 9th season as the Bilingual voice of Los Cavs en Español. He brings his high-energy style of play-by-play to each game broadcast airing on Power 89.1 FM

Hernandez-Brito, known as Rafa "El Alcalde" (The Mayor) is the first Hispanic sportscaster to have called finals in all three major sports and the NCAA Final Four in the U.S. He is a syndicated sportscaster in the US and Latin America with the ability to call all major sports, showcasing an extensive career in sports radio and television in the Hispanic market. His road to the microphone is an American dream, a testament of his hard work, dedication, and transparency, which are the pillars to his success.

Rafa was the voice of the New Jersey Nets 1997-2001 and also called the basketball games for St. John's University Men's basketball during the same period. He was the first Spanish voice of the Brooklyn Nets in 2010-2012. In 2016 Rafa became the Public Address Announcer and the voice of legendary Azteca Stadium in Mexico City for the annual edition of NFL Mexico games and continues to serve as the Hispanic voice of the NCAA Final Four Tournaments.

During his outstanding career at Univision, he served as the voice of NFL for the Spanish broadcasts of Univision Radio Network from 2005 to 2013 including Pro Bowls and Super Bowls and was the play-by-play in Spanish for the Miami Dolphins. Rafa served as Director of Sports for Univision Radio Network in 2005-2013, and the creator/host/Executive Producer of "Locura Deportiva" the most successful sports program on Univision Radio, presiding frank colorful discussions and often comical takes about the issues of the day. He was also the creator and host of "El Garage de AutoZone," a morning automotive show, perhaps best described as a Spanish version of the immensely popular NPR program "Car Talk".

Rafa is a charismatic individual, passionate about his work, always prepared, and knowledgeable on all sports. Throughout his extensive career he has also called Major and Little League Baseball, Mixed Martial Arts, UFC, and Boxing, in addition to having covered the Mexican League, five World Cups, and served as the executive producer of the popular podcast "Road Trippin' with RJ and Channing, Hosted by Allie Clifton". Today Rafa has a daily syndicated radio sports show airing in the US and Latin America.

Rafa finished high school in Locust Valley, New York. He went on to earn a degree in Mechanical Engineering at Boston University, followed by a flourishing career in sales and Marketing with Coors Brewing Co. Although successful; one day he decided to change course and follow his passion for sports broadcasting and has worked diligently to bring excellent content to his audience ever since.



## **Kurt McLaughlin**

**Producer, Cavaliers AudioVerse**

Kurt McLaughlin serves as the Producer of the Cavaliers AudioVerse. In a position he has held for the past 11 years, he is responsible for overall game broadcast content which includes providing information, interviews and other support to studio host and play-by-play announcers while also handling all general production for in-house and client needs. McLaughlin also serves as Associate Producer for Cavs Spanish radio, Charge and Monsters broadcasts as well as producing Cavs HQ, the teams official

weekly radio show.

From 2003 to 2010, McLaughlin was the studio producer for the Mike Trivisonno and Bob Frantz shows at the Cavaliers flagship station WTAM 1100, while serving as an on-air sidekick for both programs. McLaughlin also was a board operator for Cavaliers, Browns and Indians radio broadcasts and was a production assistant during that time as well.



## **Joe Gabriele**

**Cavaliers/Cavs.com Beat Writer**

Joe Gabriele heads into his 20th season as the beat writer for the Cleveland Cavaliers' official website, Cavs.com. Gabriele is responsible for the site's overall content including game previews, recaps and feature articles. He's also producer and co-host of the site's podcast "Wine and Gold Radio" along with Cavs Spanish Radio's Rafa Hernandez-Brito.

Before joining the Cavaliers in 2003, Gabriele served as both newsdesk and team sites editor for the NBA in New York and New Jersey. Prior to working for the NBA, he was a managing editor at Professional Sports Publishing, also in New York. He has written for national and local publications such as HOOP Magazine and the Downtown Tab.

Gabriele is a graduate of Cleveland State University and enjoys painting, biking, kayaking and hanging out with his pets in his free time.





## **B.J. Evans**

### **Vice President of Basketball Communications**

B.J. Evans was promoted to Vice President of Basketball Communications in June of 2022. He spent the previous eight seasons as the department's director.

Evans leads the Basketball Communications Team in promoting on- and off-court endeavors of the Cavaliers' organization, its players, coaches and basketball front office staff, as well as facilitating the requests of the local, national and international media. Evans is responsible for all day-to-day media operations, including managing all press conferences and interviews for players, coaches and basketball front office staff, overseeing of gameday credentials, writing and editing of press releases, game notes, publications and statistics, pitching feature story ideas to local and national media outlets daily, and monitoring and approving all social media activities that originate internally before they post. He is also in charge of coordinating all individual player and team media training seminars, while executing one-on-one internal media prep sessions, and providing talking points and publicly released statements.

Additionally, Evans assists engagement with the Cavaliers Legends and alumni activities and works closely with community relations, corporate partnerships, broadcasting, social media/digital, and marketing teams to ensure appropriate representation and team and player expectations. Evans initially joined the organization in June of 2013 as Director of Basketball Communications.

Prior to becoming director of basketball communications, Evans spent nine seasons with the Charlotte Bobcats. He was most recently the team's Vice President of Communications, where he oversaw the organization's basketball and business publicity efforts and was the primary liaison between the team and the local, national and international media.

Evans, who initially joined the Bobcats as Public Relations Manager in March 2004, was named Director of Media Services in May 2006 and took over the department, which was later changed to Basketball Communications, in December of that year. Prior to joining the Bobcats, Evans served as Assistant Director of Sports Media Relations with the Miami Heat and earlier was the Media Relations Manager for the former NBA D-League affiliate Asheville Altitude during the league's inaugural season, managing all of the team's media relations functions.

Evans served as Assistant Commissioner for Media Relations at the Mid-Eastern Athletic Conference (MEAC) and served as an NCAA Committee Representative for the NCAA Women's Basketball Tournament from 1999-2001. Additionally, his experience includes stints as Sports Information Director and head of game operations at North Carolina A&T State University and at the University of Maryland-Eastern Shore. During the 1996 Centennial Olympic Games in Atlanta, he served as Tribune Manager at the inaugural beach volleyball venue.

A graduate of North Carolina A&T State University, Evans earned his B.A. in Public Relations. He was most recently named Vice President of the Cleveland Alumni Chapter of the N.C A&T. He and his wife, Kyle, have one daughter, Bailey.



## **Cherome Owens**

### **Basketball Communications Senior Manager**

Cherome Owens was promoted to Basketball Communications Senior Manager for the Cleveland Cavaliers in August 2022 after spending the previous four seasons as basketball communications manager. Owens is primarily responsible for game notes, press releases, media credentials and team publications. He also helps arrange interviews with players, coaches and front office personnel, oversees the team's media website and official statistical Twitter account (@CavsNotes), trains the seasonal and game night assistant, tracks media coverage, and manages the day-to-day operations of the department.

Owens was also the department's coordinator for three years (2015-2018) after spending two seasons with the team as the sports communications coordinator (2013-2015) and four seasons as a basketball communications seasonal assistant (2009-2013). Prior to his 13 years with the Cavaliers, Owens was the public relations intern for the Milwaukee Bucks during the 2008-09 season and baseball information assistant for the Cleveland Indians in 2011. He received his first position in professional sports for the Bucks in 2003-04 as a team attendant.

A native of Milwaukee, Wisconsin, Owens attended the University of Wisconsin-Whitewater, graduating with honors in 2008 with a B.A. in print journalism and earning a minor in coaching. He lives in Middleburg Heights, Ohio with his fiancé, Erin, daughter, Flora, and his dog, Ziggy.




## **Sam Coombs**

### **Basketball Communications Manager**

Sam Coombs was promoted to Basketball Communications Manager for the Cleveland Cavaliers in August 2022 after serving as Coordinator during the 2021-22 season. He is primarily responsible for managing credential operations, facilitating media and internal requests for players and front office staff, writing press releases, media advisories and game notes, producing team publications, hiring and training the seasonal and game night assistant, managing the Cavaliers' game night stat crew and maintaining the department's official statistical Twitter account, @CavsNotes

Coombs previously served as a Communications Intern at USA Basketball in 2021 during the Tokyo Olympics where he was in charge of men's Olympic game notes as well as leading the PR efforts for the 2021 men's and women's USA U19 programs. Coombs was also a Basketball Communications Seasonal Assistant with the Cavaliers during the 2019-20 season. He also held previous internships as a Player & Media Relations intern with the Arizona Diamondbacks in 2019, a Communications Game Day Assistant with the Phoenix Mercury in 2019, a Media Relations Coordinator with USA Baseball in 2017 and a Production & Operations Assistant at Fox Sports Ohio in Cleveland from 2016-2018.

A native of Harpswell, Maine, Coombs graduated from Kent State University in 2018, earning a B.S. in Digital Media Production and also attended Southern Maine Community College. In his free time, Coombs enjoys playing the guitar and piano, traveling and shooting hoops. He lives in Middleburg Heights, Ohio.



## **Zack Yohman**

### **Vice President, Corporate and Strategic Communications** **Cleveland Cavaliers and Rocket Mortgage FieldHouse**

Zack Yohman is the Vice President, Corporate and Strategic Communications for the Cleveland Cavaliers and Rocket Mortgage FieldHouse. In this role, he is responsible for overseeing the day-to-day communication efforts for the corporate and business side of the organization with an emphasis on driving market and industry awareness of organizational proficiency in areas such as sponsorship, technology, digital, ticket and premium sales, leadership development, marketing, analytics, and more.

In addition, Yohman's role has expanded to include overseeing public relations and communications for Cavs Legion GC, the NBA 2K League team of the Cavs. He also provides communication support to Rock Entertainment Group, the umbrella entity of sports and entertainment properties with the Dan Gilbert Rock Family of Companies.

Yohman joined the organization in 2015 after previously serving as Digital and Social Media Director for Nagel Advertising. He serves on the Associate Board of Recovery Resources, a Cleveland nonprofit who helps people triumph over mental illness, alcoholism, drug and other addictions through outpatient programming.

Raised and still residing in Medina, OH, Yohman, 31, graduated from the University of Toledo in 2014 with a degree in communications. He and his wife, Danielle, have two sons, Lukas and Hudson.

## 2022-23 Key Dates

### 2022

<b>June 30</b>	Teams can begin negotiating with free agents (beginning at 6 p.m. ET)
<b>July 2-3</b>	California Summer League (San Francisco, CA)
<b>July 5-7</b>	Utah Jazz Summer League (Salt Lake City, UT)
<b>July 6</b>	NBA Teams may begin signing free agents to contracts (12:01 p.m. ET)
<b>July 7-17</b>	MGM Resorts NBA Summer League (Las Vegas, NV)
<b>September 9-10</b>	Naismith Memorial Basketball Hall of Fame Enshrinement Weekend (Springfield, MA)
<b>September 23</b>	First allowable date for players participating in preseason games outside North America to report to their teams (no earlier than 11 a.m. local time)
<b>September 24</b>	Training Camps open for all teams participating in preseason games outside North America
<b>September 26</b>	First allowable date for all other veteran players to report to their teams (no earlier than 11 a.m. local time)
<b>September 27</b>	NBA Training Camps open
<b>September 30</b>	NBA Preseason games begin
<b>September 30 &amp; October 2</b>	NBA Japan Games, Golden State Warriors vs. Washington Wizards (Tokyo, Japan)
<b>October 6 &amp; 8</b>	NBA Abu Dhabi Games, Atlanta Hawks vs. Milwaukee Bucks, (Abu Dhabi, UAE)
<b>October 14</b>	NBA Preseason ends
<b>October 17</b>	Rosters set for NBA Opening Day (5 p.m. ET)
<b>October 18</b>	Start of the 2022-23 NBA Regular Season
<b>October 22</b>	2022-23 NBA G League Draft
<b>October 24</b>	NBA G League Training Camps Open
<b>November 3</b>	Rosters set for NBA G League Opening Day (5 p.m. ET)
<b>November 4</b>	NBA G League Showcase Cup begins
<b>December 17</b>	NBA Mexico City Game, Miami Heat vs. San Antonio Spurs (Mexico City, Mexico)
<b>December 19-22</b>	NBA G League Winter Showcase and Showcase Cup Championship Game
<b>December 27</b>	NBA G League 32-game regular season begins



## 2022-23 Key Dates (continued)

### 2023

<b>January 5</b>	10-day contracts may now be signed
<b>January 10</b>	All Standard NBA contracts are guaranteed for the remainder of the season
<b>January 19</b>	NBA Paris Game, Chicago Bulls vs. Detroit Pistons, (Paris, France)
<b>January 20</b>	All Two-Way Contracts are guaranteed for the remainder of the season
<b>February 9</b>	NBA Trade Deadline (3 p.m. ET)
<b>February 17-19</b>	NBA All-Star 2022 (Salt Lake City, UT)
<b>February 17-22</b>	NBA All-Star break
<b>March 1</b>	Playoff Eligibility Waiver Deadline
<b>March 25</b>	NBA G League Regular Season ends
<b>March 28</b>	NBA G League Playoffs begin
<b>April 9</b>	Regular Season ends
<b>April 11-14</b>	NBA Play-In Tournament
<b>April 10</b>	Rosters set for NBA Playoffs 2022 (3 p.m. ET)
<b>April 15</b>	NBA Playoffs 2022 begin
<b>April 23</b>	NBA Early Entry Eligibility Deadline (11:59 p.m. ET)
<b>May 1-2</b>	Conference Semifinals begin (possible move up to April 29/30)
<b>May 16-17</b>	Conference Finals begin (possible move up to May 14-15)
<b>May 16</b>	NBA Draft Lottery 2023 presented by State Farm
<b>June 1</b>	NBA Finals 2023 Game 1
<b>June 4</b>	NBA Finals 2023 Game 2
<b>June 7</b>	NBA Finals 2023 Game 3
<b>June 9</b>	NBA Finals 2023 Game 4
<b>June 12</b>	NBA Draft Early Entry Entrant Withdrawal Deadline (5 p.m. ET)
<b>June 12</b>	NBA Finals 2023 Game 5 (if necessary)
<b>June 15</b>	NBA Finals 2023 Game 6 (if necessary)
<b>June 18</b>	NBA Finals 2023 Game 7 (if necessary)
<b>June 22</b>	NBA Draft 2023 presented by State Farm

# Opponents



**Isaac Okoro** dunks over several defenders in the Cavaliers 124-89 win over the Houston Rockets on Dec. 15, 2021.

ATLANTA HAWKS

101 Marietta St., Suite 1900  
Atlanta, GA 30303  
Emory Sports Medicine Complex  
1968 Hawks Lane  
Brookhaven, GA 30329  
Phone: (404) 878-3800  
www.hawks.com



Principal Owner & Chair of Board of Directors/NBA Governor..... Tony Ressler  
President of Basketball Operations/General Manager..... Travis Schlenk  
Head Coach..... Nate McMillan  
Assistant Coaches..... Joe Prunty, Nick Van Excel, Matt Hill, Jamelle McMillan, Mike Longabardi  
Head Athletic Trainer..... Scottie Parker  
Home Court..... State Farm Arena (16,888, 1999)

2021-2022 SEASON SERIES VS. ATLANTA (1-3)

PLAYER	G	GS	MIN	-FIELD GOALS-			-3-POINT FG--			-FREE THROWS-			-REBOUNDS--			AST	PF	DQ	STL	TO	BLK	PTS	AVG	HI
				FG	FGA	PCT	FG	FGA	PCT	FT	FTA	PCT	OFF	DEF	TOT									
Garland	2	2	65	19	43	.442	5	14	.357	5	7	.714	1	2	3	16	3	0	2	7	2	48	24.0	30
Rubio	1	1	35	9	15	.600	3	7	.429	2	2	1.000	0	6	6	8	3	0	1	3	0	23	23.0	23
Love	4	0	100	23	53	.434	15	36	.417	15	18	.833	6	20	26	11	5	0	0	3	0	76	19.0	35
Mobley	3	3	106	24	40	.600	0	4	.000	7	9	.778	8	21	29	10	8	0	6	4	8	55	18.3	22
Allen	3	3	103	20	28	.714	0	0	---	6	11	.545	8	21	29	4	3	0	3	7	4	46	15.3	21
Brown (TOT)	1	1	26	5	7	.714	0	0	---	5	6	.833	4	9	13	0	3	0	0	1	1	15	15.0	15
Brown (CLE)	1	1	26	5	7	.714	0	0	---	5	6	.833	4	9	13	0	3	0	0	1	1	15	15.0	15
Goodwin	2	0	43	10	17	.588	0	2	.000	4	6	.667	1	5	6	7	4	0	1	3	0	24	12.0	13
Sexton	1	1	28	5	14	.357	0	2	.000	2	4	.500	0	1	1	5	5	0	0	3	0	12	12.0	12
Osman	3	0	62	11	24	.458	6	17	.353	4	6	.667	5	7	12	5	6	0	0	5	1	32	10.7	21
Markkanen	3	3	92	10	33	.303	2	12	.167	6	7	.857	5	12	17	4	6	0	2	4	3	28	9.3	12
LeVert (TOT)	3	2	81	11	33	.333	1	11	.091	1	1	1.000	1	5	6	7	4	0	3	3	1	24	8.0	9
LeVert (CLE)	2	1	53	8	21	.381	1	7	.143	1	1	1.000	1	4	5	3	3	0	2	2	1	18	9.0	9
Pangos	1	1	24	4	9	.444	0	4	.000	0	0	---	0	1	1	4	2	0	0	1	0	8	8.0	8
Okoro	4	3	116	11	18	.611	4	6	.667	5	9	.556	3	5	8	12	18	2	2	2	0	31	7.8	10
Stevens	2	0	42	5	16	.313	0	4	.000	3	4	.750	2	8	10	1	3	0	0	0	1	13	6.5	7
Wade	2	1	31	3	5	.600	2	3	.667	0	0	---	3	8	11	4	3	0	1	0	0	8	4.0	8
Windler	2	0	20	2	7	.286	0	5	.000	1	1	1.000	1	2	3	2	1	0	0	1	0	5	2.5	5
Frazier (TOT)	1	0	20	0	2	.000	0	0	---	1	4	.250	0	1	1	4	2	0	0	0	1	1	1.0	1
Davis	1	0	5	0	0	---	0	0	---	0	0	---	1	2	3	0	1	0	0	0	1	0	0.0	0
Rondo (TOT)	1	0	19	0	1	.000	0	1	.000	0	0	---	0	3	3	3	0	0	0	0	0	0	0.0	0
Rondo (CLE)	1	0	19	0	1	.000	0	1	.000	0	0	---	0	3	3	3	0	0	0	0	0	0	0.0	0
CAVALIERS	4	-	960	169	351	.481	38	124	.306	66	91	.725	49	137	186	99	77	2	21	46	22	442	110.5	118
HAWKS	4	-	960	169	367	.460	57	144	.396	76	91	.835	50	131	181	95	86	0	29	31	15	471	117.8	131

2022-23 SCHEDULE VS. HAWKS		
11/21/22	at Cleveland	7:00 PM
2/24/23	at Atlanta	7:30 PM
3/28/23	at Atlanta	7:30 PM

2021-22 RESULTS VS. HAWKS		
10/23/21	at Cleveland (W)	101-95
12/31/21	at Cleveland (L)	118-121
2/15/22	at Atlanta (L)	116-124
3/31/22	at Atlanta (L)	107-131

ALL-TIME RESULTS			
70-71	0-4	96-97	1-3
71-72	2-4	97-98	0-4
72-73	4-3	98-99	1-2
73-74	3-4	99-00	1-3
74-75	4-3	00-01	2-2
75-76	5-2	01-02	1-3
76-77	2-2	02-03	0-4
77-78	3-1	03-04	3-1
78-79	1-3	04-05	4-0
79-80	2-4	05-06	2-1
80-81	5-1	06-07	3-1
81-82	2-4	07-08	2-1
82-83	0-6	08-09	3-1
83-84	3-3	09-10	3-1
84-85	3-3	10-11	0-3
85-86	2-4	11-12	0-3
86-87	2-4	12-13	2-2
87-88	1-5	13-14	0-3
88-89	2-4	14-15	1-3
89-90	3-2	15-16	3-0
90-91	2-3	16-17	1-3
91-92	5-0	17-18	1-3
92-93	5-0	18-19	1-2
93-94	1-3	19-20	2-0
94-95	4-1	20-21	2-1
95-96	1-3	21-22	1-3
All-Time Record: 109-127			

SERIES NOTES			
Overall Record: 109-127	Home: 69-52	RMFH: 29-24	Road: 40-75
Current Streak: Lost 3	Home Streak: Lost 1	Road Streak: Lost 3	
Last Win: 10/23/21	Last Home Win: 10/23/21	Last Road Win: 1/2/21	
Last Loss: 3/31/22	Last Home Loss: 12/31/21	Last Road Loss: 3/31/22	
SERIES HIGHLIGHTS			
Cavaliers Individual Bests:		Hawks Individual Bests:	
Points: 48 - LeBron James, 12/30/09		Points: 50 - Pete Maravich, 2/5/72	
Rebs: 22 - Emore Smith, 1/22/78		Rebs: 25 - Kevin Willis, 4/13/93 (2 OT)	
Assists: 20 - Mark Price, 4/4/90		Assists: 17 - Doc Rivers, 12/9/86	
Biggest Win: 43 points on 3/22/92 (123-80)			
Biggest Loss: 34 points on 12/31/70 (85-119)			

# BOSTON CELTICS

226 Causeway Street  
Fourth Floor  
Boston, MA 02114  
Phone: (617) 854-8000  
www.celtics.com



Managing Partner, Governor & Chief Executive Officer.....Wyc Grousbeck  
President of Basketball Operations.....Brad Stevens  
Head Coach.....Ime Udoka  
Assistant Coaches.....Will Hardy, Joe Mazzulla, Damon Stoudamire, Tony Dobbins, Aaron Miles, Ben Sullivan  
Director of Performance.....Art Horne  
Home Court.....TD Garden (19,156, 1995)

## 2021-2022 SEASON SERIES VS. BOSTON (1-2)

PLAYER	G	GS	MIN	-FIELD GOALS-			-3-POINT FG--			-FREE THROWS-			-REBOUNDS-			AST	PF	DQ	STL	TO	BLK	PTS	AVG	HI
				FG	FGA	PCT	FG	FGA	PCT	FT	FTA	PCT	OFF	DEF	TOT									
Garland	3	3	111	24	52	.462	7	23	.304	12	13	.923	1	6	7	14	4	0	5	9	0	67	22.3	28
Love	1	0	23	6	13	.462	1	5	.200	5	7	.714	5	7	12	3	4	0	1	1	0	18	18.0	18
Rubio	3	2	100	15	49	.306	7	21	.333	15	17	.882	2	14	16	15	7	0	4	8	0	52	17.3	28
Osman	3	0	92	18	40	.450	9	25	.360	3	4	.750	1	11	12	7	7	0	5	2	1	48	16.0	26
Allen	1	1	28	5	5	1.000	0	0	---	1	2	.500	2	6	8	1	2	0	2	2	0	11	11.0	11
Mobley	2	2	68	8	24	.333	1	4	.250	3	4	.750	4	14	18	6	2	0	2	3	5	20	10.0	19
Markkanen	1	1	33	2	12	.167	0	5	.000	3	3	1.000	3	6	9	0	1	0	0	1	1	7	7.0	7
Okoro	2	2	49	4	15	.267	1	7	.143	5	6	.833	1	7	8	3	5	0	3	3	0	14	7.0	12
Valentine	3	0	71	7	22	.318	6	16	.375	0	0	---	6	10	16	1	5	0	0	5	0	20	6.7	8
Pangos	1	0	8	2	2	1.000	1	1	1.000	0	0	---	0	0	0	0	2	0	0	0	0	5	5.0	5
Anderson	1	0	2	1	1	1.000	1	1	1.000	1	2	.500	0	0	0	0	0	0	0	0	0	4	4.0	4
Wade	3	3	80	4	13	.308	1	7	.143	2	2	1.000	1	11	12	0	6	0	1	3	0	11	3.7	6
Fall	2	1	27	2	5	.400	0	0	---	0	0	---	3	9	12	0	1	0	0	1	2	4	2.0	4
Windler	2	0	23	1	3	.333	0	1	.000	1	2	.500	2	2	4	1	6	0	1	1	1	3	1.5	2
Kornet	1	0	2	0	0	---	0	0	---	0	0	---	0	0	0	1	0	0	0	0	0	0	0.0	0
Scott	1	0	2	0	0	---	0	0	---	0	0	---	0	0	0	0	0	0	0	0	0	0	0.0	0
CAVALIERS	3	-	720	99	256	.387	35	116	.302	51	62	.823	31	103	134	52	52	0	24	41	10	284	94.7	101
CELTICS	3	-	720	112	248	.452	27	82	.329	47	56	.839	28	113	141	67	56	0	26	47	14	298	99.3	111

### 2022-23 SCHEDULE VS. CELTICS

10/28/22	at Boston	7:30 PM
11/2/22	at Cleveland	7:00 PM
3/1/23	at Boston	7:30 PM
3/6/23	at Cleveland	7:00 PM

### 2021-22 RESULTS VS. CELTICS

11/13/21	at Cleveland (W)	91-89
11/15/21	at Cleveland (L)	92-98
12/22/21	at Boston (L)	101-111

### ALL-TIME RESULTS

70-71	1-3	96-97	2-1
71-72	1-5	97-98	3-1
72-73	1-5	98-99	2-2
73-74	2-4	99-00	2-2
74-75	1-3	00-01	1-2
75-76	2-3	01-02	0-4
76-77	3-1	02-03	0-4
77-78	3-1	03-04	1-3
78-79	2-2	04-05	2-1
79-80	2-4	05-06	4-0
80-81	1-4	06-07	2-1
81-82	0-5	07-08	2-2
82-83	1-5	08-09	2-2
83-84	0-6	09-10	2-2
84-85	0-6	10-11	1-2
85-86	1-5	11-12	1-2
86-87	2-3	12-13	2-2
87-88	3-2	13-14	0-3
88-89	4-1	14-15	2-2
89-90	1-3	15-16	2-1
90-91	1-3	16-17	3-1
91-92	1-3	17-18	2-1
92-93	1-3	18-19	0-4
93-94	3-1	19-20	0-4
94-95	2-2	20-21	2-1
95-96	3-1	21-22	1-2
All-Time Record: 83-136			

### SERIES NOTES

Overall Record: 83-136	Home: 57-55	RMFH: 31-21	Road: 26-81
Current Streak: Lost 2	Home Streak: Lost 1	Road Streak: Lost 6	
Last Win: 11/13/21	Last Home Win: 11/13/21	Last Road Win: 2/11/18	
Last Loss: 11/15/21	Last Home Loss: 11/15/21	Last Road Loss: 12/22/21	

### SERIES HIGHLIGHTS

Cavaliers Individual Bests:		Celtics Individual Bests:	
Points: 44 - Brad Daugherty, 4/15/88		Points: 50 - Paul Pierce, 2/15/06	
Rebs: 21 - Cliff T. Robinson, 4/3/84		Rebs: 25 - Dave Cowens, 12/9/72	
Assists: 17 - Andre Miller, 1/26/02		Assists: 16 - Douglas 4/23/93, Bird 3/21/90	
Biggest Win: 31 points on 4/12/09 (107-76)			
Biggest Loss: 39 points on 4/12/15 (78-117)			

BROOKLYN NETS

HSS Training Center  
168 39th Street, 8th Floor  
Brooklyn, NY 11232  
Phone: (718) 933-3000  
www.brooklynnets.com



Governor..... Joe Tsai  
Alternate Governor & General Manger..... Sean Marks  
Head Coach..... Steve Nash  
Lead Assistant Coach..... Jacque Vaughn  
Assistant Coaches..... David Vanterpool, Brian Keefe, Jordan Ott, Royal Ivey, Ryan Forehan-Kelly  
Head Athletic Trainer/Physical Therapist..... Sebastien Poirier  
Home Court..... Barclays Center (17,732, 2012)

2021-2022 SEASON SERIES VS. BROOKLYN (1-3)

PLAYER	G	GS	MIN	-FIELD GOALS-			-3-POINT FG-			-FREE THROWS-			-REBOUNDS-			AST	PF	DQ	STL	TO	BLK	PTS	AVG	HI
				FG	FGA	PCT	FG	FGA	PCT	FT	FTA	PCT	OFF	DEF	TOT									
Garland	4	4	156	41	95	.427	10	34	.294	9	9	1.000	5	11	16	32	5	0	7	13	0	101	25.3	31
Rubio	2	1	63	12	29	.414	6	18	.333	11	11	1.000	2	9	11	10	5	0	0	9	1	41	20.5	25
Markkanen	3	3	86	19	43	.442	9	23	.391	6	6	1.000	3	15	18	2	7	0	1	6	1	53	17.7	22
Allen	2	2	70	13	21	.619	0	1	.000	8	11	.727	9	16	25	4	4	0	0	4	3	34	17.0	20
LeVert (TOT)	1	1	34	5	10	.500	0	1	.000	6	8	.750	0	4	4	4	5	0	0	1	1	16	16.0	16
LeVert (CLE)	1	1	34	5	10	.500	0	1	.000	6	8	.750	0	4	4	4	5	0	0	1	1	16	16.0	16
Mobley	2	2	71	11	22	.500	0	2	.000	7	9	.778	5	8	13	4	3	0	2	2	3	29	14.5	17
Love	4	0	79	14	35	.400	6	20	.300	9	9	1.000	7	28	35	7	3	0	0	5	2	43	10.8	14
Okoro	4	4	135	13	29	.448	4	12	.333	11	12	.917	5	7	12	5	7	0	5	3	0	41	10.3	15
Osman	3	0	69	9	24	.375	3	16	.188	6	8	.750	2	8	10	6	6	0	1	1	0	27	9.0	11
Wade	2	2	72	5	12	.417	3	9	.333	5	6	.833	2	5	7	4	7	0	5	1	1	18	9.0	11
Goodwin	2	0	13	2	4	.500	2	3	.667	1	2	.500	0	1	1	2	1	0	2	1	0	7	3.5	7
Windler	4	0	38	3	5	.600	1	3	.333	2	2	1.000	0	5	5	3	6	0	0	0	0	9	2.3	9
Brown (TOT)	1	0	3	1	1	1.000	0	0	---	0	0	---	0	0	0	0	0	0	0	0	0	2	2.0	2
Brown (CLE)	1	0	3	1	1	1.000	0	0	---	0	0	---	0	0	0	0	0	0	0	0	0	2	2.0	2
Davis	3	1	34	3	6	.500	0	0	---	0	0	---	2	9	11	0	3	2	2	0	1	6	2.0	6
Stevens	1	0	15	1	5	.200	0	3	.000	0	0	---	0	2	2	0	2	0	0	0	0	2	2.0	2
Valentine	1	0	11	1	3	.333	0	2	.000	0	0	---	1	1	2	1	2	0	1	1	0	2	2.0	2
Fall	1	0	3	0	0	---	0	0	---	1	2	.500	0	0	0	0	0	0	0	0	0	1	1.0	1
Rondo (TOT)	1	0	9	0	0	---	0	0	---	0	0	---	1	1	2	5	1	0	0	1	0	0	0.0	0
Rondo (CLE)	1	0	9	0	0	---	0	0	---	0	0	---	1	1	2	5	1	0	0	1	0	0	0.0	0
CAVALIERS	4	-	960	153	345	.443	44	147	.299	82	95	.863	44	130	174	89	67	0	26	54	13	432	108.0	114
NETS	4	-	960	167	353	.473	47	129	.364	70	82	.854	37	132	169	118	85	0	29	47	21	451	112.8	118

2022-23 SCHEDULE VS. NETS		
12/26/22	at Cleveland	7:00 PM
3/21/23	at Brooklyn	7:30 PM
3/23/23	at Brooklyn	7:30 PM

2021-22 RESULTS VS. BROOKLYN		
11/17/21	at Brooklyn (L)	99-109
11/22/21	at Cleveland (L)	112-117
1/17/22	at Cleveland (W)	114-107
4/8/22	at Brooklyn (L)	107-118

ALL-TIME RESULTS		
76-77	3-1	99-00 2-2
77-78	3-1	00-01 3-0
78-79	3-1	01-02 1-3
79-80	3-3	02-03 2-2
80-81	3-3	03-04 1-2
81-82	0-6	04-05 1-3
82-83	0-6	05-06 2-2
83-84	2-3	06-07 2-1
84-85	2-3	07-08 1-3
85-86	3-3	08-09 3-0
86-87	4-2	09-10 4-0
87-88	5-1	10-11 1-3
88-89	4-0	11-12 2-2
89-90	4-0	12-13 0-3
90-91	2-2	13-14 2-2
91-92	2-2	14-15 3-1
92-93	2-2	15-16 3-1
93-94	2-2	16-17 3-0
94-95	4-0	17-18 3-1
95-96	1-2	18-19 1-3
96-97	4-0	19-20 0-1
97-98	3-1	20-21 2-1
98-99	3-0	21-22 1-3
All-Time Record: 105-83		

SERIES NOTES			
Overall Record: 105-83	Home: 68-28	RMFH: 36-16	Road: 37-55
Current Streak: Lost 1	Home Streak: Won 1	Road Streak: Lost 4	
Last Win: 1/17/22	Last Home Win: 1/17/22	Last Road Win: 12/3/18	
Last Loss: 4/8/22	Last Home Loss: 11/22/21	Last Road Loss: 4/8/22	
SERIES HIGHLIGHTS			
Cavaliers Individual Bests:		Nets Individual Bests:	
Points: 42 - Mike Mitchell, 2/18/81, LeBron James, 3/12/08, Jordan Clarkson, 2/13/19, Collin Sexton, 1/20/21		Points: 42 - Richard Jefferson, 12/22/04	
Rebs: 22 - John Lambert, 2/6/79		Rebs: 26 - Jayson Williams, 11/13/97	
Assists: 16 - Mark Price, 1/13/90		Assists: 18 - Kenny Anderson, 12/1/93	
Biggest Win: 36 points on 2/15/92 (128-92)			
Biggest Loss: 41 points on 11/22/02 (79-120)			

CHARLOTTE HORNETS

333 East Trade Street  
Charlotte, NC 28202  
Phone: (704) 688-8600  
www.hornets.com



Chairman ..... Michael Jordan  
President of Basketball Operations & GM..... Mitch Kupchak  
Head Coach ..... Steve Clifford  
Assistant Coaches ..... Marlon Garnett, Norm Richardson, Chad Iske, Jay Hernandez, Nick Friedman, Dutch Gaitley  
Director of Healthcare & Sports Performance ..... Joe Sharpe  
Home Court ..... Spectrum Center (19,077, 2005)

2021-2022 SEASON SERIES VS. CHARLOTTE (2-2)

PLAYER				-FIELD GOALS-			-3-POINT FG--			-FREE THROWS-			--REBOUNDS--											
	G	GS	MIN	FG	FGA	PCT	FG	FGA	PCT	FT	FTA	PCT	OFF	DEF	TOT	AST	PF	DO	STL	TO	BLK	PTS	AVG	HI
Sexton	2	2	70	18	38	.474	3	12	.250	11	13	.846	5	6	11	3	3	0	4	5	0	50	25.0	33
Garland	2	2	68	18	35	.514	6	16	.375	7	11	.636	0	6	6	8	4	0	4	10	0	49	24.5	33
Allen	4	4	129	33	48	.688	0	0	---	16	22	.727	18	35	53	6	9	0	4	5	4	82	20.5	29
Markkanen	3	3	100	15	40	.375	6	19	.316	10	12	.833	4	14	18	5	3	0	4	3	2	46	15.3	21
LeVert (TOT)	3	3	77	14	38	.368	4	15	.267	11	15	.733	3	13	16	11	11	0	2	3	0	43	14.3	27
Love	3	0	67	11	31	.355	7	20	.350	9	11	.818	2	19	21	10	4	0	1	2	1	38	12.7	25
Mobley	4	4	140	19	44	.432	0	3	.000	7	10	.700	7	21	28	12	10	0	6	10	3	45	11.3	15
Rubio	2	1	53	6	19	.316	4	8	.500	4	6	.667	1	2	3	18	2	0	4	9	1	20	10.0	15
Osman	4	1	73	13	27	.481	8	18	.444	2	4	.500	0	2	2	10	7	0	2	0	2	36	9.0	13
Okoro	3	2	90	8	18	.444	1	8	.125	3	4	.750	1	4	5	5	8	0	1	1	0	20	6.7	9
Goodwin	2	1	47	4	15	.267	4	9	.444	0	0	---	1	5	6	12	2	0	4	6	0	12	6.0	12
Wade	4	0	59	5	10	.500	3	7	.429	2	3	.667	0	8	8	1	3	0	1	3	0	15	3.8	8
Nembhard	2	0	6	2	5	.400	0	1	.000	0	0	---	1	1	2	1	0	0	0	0	0	4	2.0	2
Stevens	3	0	19	2	5	.400	0	2	.000	2	3	.667	0	2	2	1	3	0	0	2	0	6	2.0	4
Rondo (TOT)	2	0	29	1	8	.125	0	2	.000	0	0	---	1	2	3	10	2	0	1	1	1	2	1.0	2
Rondo (CLE)	1	0	17	1	5	.200	0	1	.000	0	0	---	1	1	2	2	1	0	0	0	0	2	2.0	2
Davis	1	0	4	0	0	---	0	0	---	0	0	---	0	2	2	0	2	0	0	0	0	0	0.0	0
Fall	1	0	2	0	1	.000	0	0	---	0	0	---	1	1	2	0	0	0	0	1	0	0	0.0	0
Frazier (TOT)	1	0	4	0	1	.000	0	0	---	0	0	---	0	0	0	0	2	0	0	1	0	0	0.0	0
Frazier (CLE)	1	0	4	0	1	.000	0	0	---	0	0	---	0	0	0	0	2	0	0	1	0	0	0.0	0
Pangos	1	0	5	0	0	---	0	0	---	0	0	---	0	0	0	0	1	0	0	0	0	0	0.0	0
Valentine	1	0	2	0	0	---	0	0	---	0	0	---	0	0	0	0	0	1	0	0	0	0	0.0	0
Windler	1	0	4	0	1	.000	0	1	.000	0	0	---	1	1	2	0	0	0	0	0	0	0	0.0	0
CAVALIERS	4	-	960	155	343	.452	42	125	.336	73	99	.737	43	130	173	94	64	0	34	61	11	425	106.3	113
HORNETS	4	-	960	171	369	.463	59	152	.388	52	66	.788	55	134	189	118	82	2	44	61	20	453	113.3	123

2022-23 SCHEDULE VS. HORNETS

11/18/22	at Cleveland	7:30 PM
3/12/23	at Charlotte	5:00 PM
3/14/23	at Charlotte	7:00 PM
4/9/23	at Cleveland	1:00 PM

2021-22 RESULTS VS. HORNETS

10/22/21	at Cleveland (L)	112-123
11/1/21	at Charlotte (W)	113-110
2/4/22	at Charlotte (W)	102-101
3/2/22	at Cleveland (L)	98-119

ALL-TIME RESULTS

88-89	4-0	05-06	3-0
89-90	1-1	06-07	2-2
90-91	4-1	07-08	3-1
91-92	3-2	08-09	3-0
92-93	3-1	09-10	1-3
93-94	4-1	10-11	1-2
94-95	2-3	11-12	3-0
95-96	1-3	12-13	2-1
96-97	1-3	13-14	0-4
97-98	2-2	14-15	3-0
98-99	1-2	15-16	3-1
99-00	1-3	16-17	4-0
00-01	2-2	17-18	3-0
01-02	1-3	18-19	1-3
02-03	-	19-20	1-1
03-04	-	20-21	2-1
04-05	4-0	21-22	2-2
All-Time Record: 71-48			

SERIES NOTES

Overall Record: 71-48	Home: 45-14	RMFH: 32-14	Road: 26-34
Current Streak: Lost 1	Home Streak: Lost 1	Road Streak: Won 2	
Last Win: 2/4/22	Last Home Win: 12/23/20	Last Road Win: 2/4/22	
Last Loss: 3/2/22	Last Home Loss: 3/2/22	Last Road Loss: 4/23/21	

SERIES HIGHLIGHTS

Cavaliers Individual Bests:		Hornets Individual Bests:	
Points: 44 - Kyrie Irving, 4/5/14, LeBron James, 12/10/16		Points: 42 - Glen Rice, 4/7/97 (OT), Terry Rozier, 12/23/20	
Rebs: 22 - Jarrett Allen, 2/4/22		Rebs: 17 - Larry Johnson, 1/29/96	
Assists: 16 - Andre Miller, 4/12/02		Assists: 20 - Brevin Knight 1/11/05	
Biggest Win: 40 points on 11/4/88 (133-93)			
Biggest Loss: 32 points on 11/3/18 (94-126)			

Franchise formerly Charlotte Bobcats from 2004-2014; Hornets from 1988-2002 and returned to the Hornets franchise prior to the 2014-15 season



CHICAGO BULLS

1901 West Madison Street  
Chicago, IL 60612  
Phone: (312) 455-4000  
www.bulls.com



Chairman ..... Jerry Reinsdorf  
Executive VP, Basketball Operations ..... Arturas Kamisovas  
General Manager..... Marc Eversley  
Head Coach ..... Billy Donovan  
Assistant Coaches ..... Maurice Cheeks, Chris Fleming, Josh Longstaff, John Bryant, Damian Cotter, Billy Schmidt  
Head Athletic Trainer ..... Todd Campbell  
Home Court ..... United Center (20,917, 1994)

2021-2022 SEASON SERIES VS. CHICAGO (1-3)

PLAYER	G	GS	MIN	-FIELD GOALS-			-3-POINT FG--			-FREE THROWS-			--REBOUNDS--			AST	PF	DQ	STL	TO	BLK	PTS	AVG	HI
				FG	FGA	PCT	FG	FGA	PCT	FT	FTA	PCT	OFF	DEF	TOT									
LeVert (TOT)	5	5	173	52	93	.559	6	26	.231	15	23	.652	5	17	22	28	11	0	4	12	3	125	25.0	42
LeVert (GLE)	1	1	36	7	14	.500	1	6	.167	2	6	.333	1	4	5	3	2	0	1	3	0	17	17.0	17
Garland	4	4	160	36	80	.450	5	23	.217	20	24	.833	5	16	21	30	9	0	4	14	0	97	24.3	28
Markkanen	3	3	92	19	35	.543	8	20	.400	10	12	.833	4	13	17	3	9	1	3	3	2	56	18.7	28
Mobley	4	4	134	28	53	.528	3	6	.500	1	4	.250	6	26	32	8	7	0	5	7	9	60	15.0	18
Rubio	1	0	23	3	7	.429	0	1	.000	5	5	1.000	0	4	4	9	2	0	1	1	0	11	11.0	11
Love	4	1	92	15	38	.395	7	21	.333	2	3	.667	3	25	28	9	7	0	0	6	2	39	9.8	13
Allen	2	2	68	7	14	.500	0	1	.000	5	6	.833	5	17	22	7	5	0	2	7	2	19	9.5	13
Okoro	4	4	126	11	21	.524	1	4	.250	6	9	.667	5	4	9	7	11	0	2	4	1	29	7.3	9
Slevens	3	0	43	7	14	.500	1	1	1.000	2	2	1.000	2	6	8	3	10	0	2	1	1	17	5.7	13
Osman	4	0	77	8	24	.333	3	16	.188	3	4	.750	0	7	7	5	9	0	6	6	2	22	5.5	14
Wade	3	1	27	6	11	.545	4	7	.571	0	0	---	0	4	4	1	3	0	0	0	0	16	5.3	9
Rondo (TOT)	3	0	58	6	9	.667	0	2	.000	3	5	.600	2	4	6	5	4	0	2	6	2	15	5.0	8
Rondo (GLE)	1	0	17	3	5	.600	0	1	.000	2	3	.667	1	0	1	1	0	0	0	0	0	8	8.0	8
Goodwin	2	0	16	3	5	.600	0	0	---	0	0	---	0	0	0	2	0	0	1	2	0	6	3.0	4
Windler	3	0	33	1	3	.333	1	3	.333	4	4	1.000	2	5	7	0	3	0	3	0	0	7	2.3	5
Brown (TOT)	2	0	5	0	2	.000	0	0	---	0	0	---	1	0	1	0	0	0	0	1	0	0	0.0	0
Davis	2	0	6	0	0	---	0	0	---	0	0	---	0	1	1	0	0	0	0	0	0	0	0.0	0
Frazier (TOT)	1	1	18	0	2	.000	0	0	---	0	0	---	0	3	3	5	2	0	2	0	0	0	0.0	0
Pangos	2	0	6	0	1	.000	0	0	---	0	0	---	0	0	0	3	2	0	1	1	0	0	0.0	0
Valentine	1	0	5	0	0	---	0	0	---	0	0	---	0	0	0	0	0	0	0	0	0	0	0.0	0
CAVALIERS	4	-	960	154	325	.474	34	110	.309	62	82	.756	34	132	166	91	79	1	31	58	19	404	101.0	115
BULLS	4	-	960	157	333	.471	31	90	.344	63	79	.797	32	125	157	89	74	0	31	57	13	408	102.0	117

2022-23 SCHEDULE VS. BULLS

10/22/22	at Chicago	8:00 PM
12/31/22	at Chicago	7:00 PM
1/2/23	at Cleveland	7:00 PM
2/11/23	at Cleveland	8:00 PM

2021-22 RESULTS VS. BULLS

12/8/21	at Cleveland (W)	115-92
1/19/22	at Chicago (L)	104-117
3/12/22	at Chicago (L)	91-101
3/26/22	at Cleveland (L)	94-98

ALL-TIME RESULTS

70-71	0-4	96-97	1-3
71-72	0-4	97-98	2-2
72-73	1-3	98-99	3-0
73-74	0-4	99-00	3-1
74-75	2-2	00-01	3-1
75-76	4-0	01-02	3-1
76-77	1-3	02-03	1-3
77-78	1-3	03-04	2-2
78-79	3-1	04-05	2-2
79-80	0-2	05-06	4-0
80-81	1-5	06-07	2-2
81-82	1-5	07-08	1-3
82-83	1-5	08-09	3-1
83-84	4-2	09-10	2-2
84-85	4-2	10-11	0-4
85-86	3-3	11-12	0-3
86-87	1-5	12-13	1-3
87-88	3-3	13-14	1-3
88-89	6-0	14-15	3-1
89-90	0-5	15-16	1-3
90-91	0-5	16-17	0-4
91-92	2-3	17-18	4-0
92-93	3-2	18-19	1-3
93-94	3-1	19-20	1-3
94-95	3-2	20-21	2-1
95-96	0-4	21-22	1-3
All-Time Record: 94-132			

SERIES NOTES

Overall Record: 94-132	Home: 58-54	RMFH:30-23	Road: 36-78
Current Streak: Lost 3	Home Streak: Lost 1	Road Streak: Lost 3	
Last Win: 12/8/21	Last Home Win: 12/8/21	Last Road Win: 3/24/21	
Last Loss: 3/26/22	Last Home Loss: 3/26/22	Last Road Loss: 3/12/22	

SERIES HIGHLIGHTS

Cavaliers Individual Bests:		Bulls Individual Bests:	
Points: 41 - LeBron James 11/5/08 and 11/8/08		Points: 69 - Michael Jordan, 3/28/90 (OT)	
Rebs: 20 - J.J. Hickson, 1/22/11, Kevin Love, 10/30/19		Rebs: 35 - Charles Oakley, 4/22/88	
Assists: 18 - John Bagley, 12/30/85		Assists: 15 - Reggie Theus, 4/13/83, Rajon Rondo, 3/30/17	
Biggest Win: 30 points on 1/24/87 (114-84) and on 2/3/84 (106-76)			
Biggest Loss: 41 points on 12/22/70 (80-121)			

# DALLAS MAVERICKS

American Airlines Center  
2500 Victory Avenue  
Dallas, TX 75219  
Phone: (214) 747-6287  
www.mavs.com



Governor.....Mark Cuban  
President of Basketball Operations/General Manager.....Nico Harrison  
Head Coach.....Jason Kidd  
Assistant Coaches.....Sean Sweeney, Jared Dudley, Greg St. Jean, Kristi Toliver, Darrell Armstrong  
Head Athletic Trainer.....Dionne Calhoun  
Home Court.....American Airlines Center (19,200, 2001)

### 2021-2022 SEASON SERIES VS. DALLAS (1-1)

PLAYER	G	GS	-FIELD GOALS-			-3-POINT FG--			-FREE THROWS-			--REBOUNDS--			AST	PF	DQ	STL	TO	BLK	PTS	AVG	HI	
			FG	FGA	PCT	FG	FGA	PCT	FT	FTA	PCT	OFF	DEF	TOT										
Allen	1	1	34	12	17	.706	0	0	---	4	6	.667	3	11	14	3	1	0	0	2	1	28	28.0	28
LeVert (TOT)	3	3	102	26	52	.500	9	14	.643	11	13	.846	5	9	14	13	3	0	2	4	1	72	24.0	32
LeVert (CLE)	1	1	38	11	19	.579	3	4	.750	7	8	.875	2	4	6	4	1	0	0	2	0	32	32.0	32
Garland	2	2	70	17	30	.567	5	7	.714	4	5	.800	0	7	7	19	3	0	4	9	0	43	21.5	25
Markkanen	2	2	66	14	27	.519	6	15	.400	3	3	1.000	2	12	14	3	6	0	1	0	1	37	18.5	24
Brown (TOT)	1	1	21	5	5	1.000	0	0	---	2	4	.500	1	8	9	0	3	0	0	1	0	12	12.0	12
Brown (CLE)	1	1	21	5	5	1.000	0	0	---	2	4	.500	1	8	9	0	3	0	0	1	0	12	12.0	12
Mobley	1	1	35	5	10	.500	0	2	.000	2	3	.667	0	7	7	2	3	0	1	5	2	12	12.0	12
Stevens	2	0	33	7	10	.700	0	0	---	5	6	.833	2	3	5	0	7	0	0	3	0	19	9.5	16
Love	2	0	43	6	14	.429	4	9	.444	2	2	1.000	2	8	10	6	3	0	0	4	18	9.0	10	
Rubio	1	0	28	3	11	.273	1	1	1.000	0	0	---	0	7	7	6	3	0	1	2	0	7	7.0	7
Okoro	2	2	58	5	11	.455	1	4	.250	1	1	1.000	1	3	4	7	5	0	1	0	3	12	6.0	10
Goodwin	1	0	13	1	5	.200	1	2	.500	1	2	.500	0	0	0	0	1	0	0	1	0	4	4.0	4
Davis	1	0	4	1	1	1.000	0	0	---	0	0	---	0	1	1	0	1	0	0	0	1	2	2.0	2
Nembhard	1	0	2	0	1	.000	0	0	---	0	0	---	1	0	1	1	0	0	1	0	0	0	0.0	0
Pangos	1	0	5	0	0	---	0	0	---	0	0	---	0	0	0	1	0	0	0	1	0	0	0.0	0
Valentine	1	0	5	0	1	.000	0	0	---	0	0	---	0	0	0	0	0	0	0	0	0	0	0.0	0
Winderl	2	0	24	0	1	.000	0	0	---	0	0	---	0	2	2	1	0	0	1	1	0	0	0.0	0
CAVALIERS	2	-	480	87	163	.534	21	44	.477	31	40	.775	14	73	87	53	37	0	10	35	7	226	113.0	114
MAVERICKS	2	-	480	85	177	.480	28	81	.346	18	30	.600	16	55	71	48	32	0	14	22	13	216	108.0	120

#### 2022-23 SCHEDULE VS. MAVERICKS

12/14/22 at Dallas 9:00 PM  
12/17/22 at Cleveland 8:00 PM

#### 2021-22 RESULTS VS. MAVERICKS

11/29/21 at Dallas (W) 114-96  
3/30/22 at Cleveland (L) 112-120

#### SERIES NOTES

Overall Record: 41-40 Home: 23-18 RMFH: 13-14 Road: 18-22  
Current Streak: Lost 1 Home Streak: Lost 1 Road Streak: Won 1  
Last Win: 11/29/21 Last Home Win: 4/1/18 Last Road Win: 11/29/21  
Last Loss: 3/30/22 Last Home Loss: 3/30/22 Last Road Loss: 5/9/21

#### SERIES HIGHLIGHTS

##### Cavaliers Individual Bests:

Points: 46 - LeBron James, 3/29/06

Rebs: 22 - Cliff T. Robinson, 2/16/83

Assists: 19 - John Bagley, 3/16/85 (OT)

##### Mavericks Individual Bests:

Points: 39 - Michael Finley, 1/27/96 (OT)

Rebs: 20 - Dirk Nowitzki, 12/27/07

Assists: 17 - Harper, 2/19/90, Davis, 3/16/85 (OT)

Biggest Win: 38 points on 11/25/16 (128-90)

Biggest Loss: 42 points on 11/22/19 (101-143)

#### ALL-TIME RESULTS

80-81 2-0 01-02 0-2  
81-82 2-0 02-03 0-2  
82-83 2-0 03-04 0-2  
83-84 1-1 04-05 1-1  
84-85 1-1 05-06 1-1  
85-86 1-1 06-07 0-2  
86-87 0-2 07-08 1-1  
87-88 1-1 08-09 2-0  
88-89 2-0 09-10 1-1  
89-90 0-2 10-11 0-2  
90-91 2-0 11-12 1-0  
91-92 1-1 12-13 0-2  
92-93 2-0 13-14 0-2  
93-94 2-0 14-15 1-1  
94-95 0-2 15-16 2-0  
95-96 2-0 16-17 1-1  
96-97 2-0 17-18 2-0  
97-98 1-1 18-19 0-2  
98-99 0-0 19-20 0-2  
99-00 2-0 20-21 0-2  
00-01 1-1 21-22 1-1  
All-Time Record: 41-40

DENVER NUGGETS

Ball Arena  
1000 Chopper Circle  
Denver, CO 80204  
Phone: (303) 405-1100  
www.nuggets.com



Owner ..... E. Stanley Kroenke  
President of Basketball Operations ..... Tim Connelly  
General Manager ..... Calvin Booth  
Head Coach ..... Michael Malone  
Assistant Coaches ..... Popeye Jones, Ryan Saunders, Charles Klask, Ryan Bowen, David Adelman, John Beckett, Ognjen Stojakovic  
Head Athletic Trainer ..... Dan Shimensky  
Home Court ..... Ball Arena (19,520, 1999)

2021-2022 SEASON SERIES VS. DENVER (2-0)

PLAYER	G	GS	MIN	-FIELD GOALS-			-3-POINT FG-			-FREE THROWS-			-REBOUNDS-			AST	PF	DQ	STL	TO	BLK	PTS	AVG	HI
				FG	FGA	PCT	FG	FGA	PCT	FT	FTA	PCT	OFF	DEF	TOT									
Markkanen	2	2	70	15	30	.500	8	20	.400	5	6	.833	0	14	14	5	5	0	8	2	1	43	21.5	31
Allen	1	1	37	10	11	.909	0	0	---	1	3	.333	5	11	16	2	1	0	0	0	0	21	21.0	21
Mobley	2	2	65	15	30	.500	0	3	.000	7	9	.778	9	10	19	2	5	0	1	4	3	37	18.5	27
Garland	2	2	76	13	29	.448	3	7	.429	5	7	.714	2	5	7	21	3	0	2	5	0	34	17.0	25
Love	2	0	52	12	22	.545	5	13	.385	5	5	1.000	2	13	15	4	2	0	1	3	0	34	17.0	22
Sexton	1	1	25	4	11	.364	3	5	.600	3	4	.750	0	3	3	2	3	0	0	1	0	14	14.0	14
LeVert (TOT)	1	0	29	3	11	.273	2	3	.667	2	4	.500	2	2	4	4	4	0	1	1	0	10	10.0	10
LeVert (CLE)	1	0	29	3	11	.273	2	3	.667	2	4	.500	2	2	4	4	4	0	1	1	0	10	10.0	10
Rubio	1	0	25	2	10	.200	0	3	.000	3	4	.750	0	4	4	8	5	0	1	2	1	7	7.0	7
Okoro	2	1	66	4	13	.308	0	3	.000	0	0	---	4	3	7	4	3	0	3	2	3	8	4.0	4
Stevens	2	1	22	4	8	.500	0	0	---	0	0	---	1	0	1	3	0	0	2	1	0	8	4.0	8
Winder	2	0	7	0	2	.000	0	2	.000	2	2	1.000	0	0	0	0	0	0	0	0	1	2	1.0	2
Brown (TOT)	2	0	13	0	0	---	0	0	---	1	4	.250	1	4	5	0	1	0	0	0	0	1	0.5	1
Brown (CLE)	1	0	4	0	0	---	0	0	---	0	0	---	0	1	1	0	1	0	0	0	0	0	0.0	0
Goodwin	1	0	11	0	1	.000	0	1	.000	0	2	.000	1	0	1	1	1	0	0	2	0	0	0.0	0
Osmun	1	0	11	0	1	.000	0	1	.000	0	0	---	0	2	2	1	2	0	1	0	0	0	0.0	0
Pangos	1	0	2	0	1	.000	0	1	.000	0	0	---	0	0	0	0	0	0	0	1	0	0	0.0	0
Valentine	1	0	2	0	0	---	0	0	---	0	0	---	0	0	0	0	0	0	0	0	0	0	0.0	0
Wade	1	0	2	0	0	---	0	0	---	0	0	---	0	1	1	0	0	0	0	0	0	0	0.0	0
CAVALIERS	2	-	505	82	180	.456	21	62	.339	33	46	.717	26	69	95	57	35	0	19	27	9	218	109.0	119
NUGGETS	2	-	505	81	178	.455	19	71	.268	22	30	.733	24	74	98	56	46	1	16	41	6	203	101.5	116

2022-23 SCHEDULE VS. NUGGETS

1/6/23	at Denver	9:00 PM
2/23/23	at Cleveland	7:00 PM

2021-22 RESULTS VS. NUGGETS

10/25/21	at Denver (W)	99-87
3/18/22	at Cleveland (W)	119-116

SERIES NOTES

Overall Record: 43-51	Home: 28-18	RMFH: 14-11	Road: 15-33
Current Streak: Won 2	Home Streak: Won 1	Road Streak: Won 1	
Last Win: 3/18/22	Last Home Win: 3/18/22	Last Road Win: 10/25/21	
Last Loss: 2/19/21	Last Home Loss: 2/19/21	Last Road Loss: 2/10/21	

SERIES HIGHLIGHTS

Cavaliers Individual Bests:	Nuggets Individual Bests:
Points: 43 - LeBron James, 2/18/10	Points: 50 - Jamal Murray, 2/19/21
Rebs: 21 - Tristan Thompson, 12/4/13	Rebs: 20 - Fat Lever, 3/2/88
Assists: 15 - LeBron James, 2/18/10, 3/3/18	Assists: 17 - Michael Adams, 1/12/91
Biggest Win: 33 points on 3/21/16 (124-91)	
Biggest Loss: 38 points on 2/10/21 (95-133)	

ALL-TIME RESULTS

76-77	2-2	99-00	2-0
77-78	3-1	00-01	1-1
78-79	1-2	01-02	1-1
79-80	1-1	02-03	1-1
80-81	1-1	03-04	0-2
81-82	0-2	04-05	1-1
82-83	0-2	05-06	1-1
83-84	0-2	06-07	0-2
84-85	0-2	07-08	0-2
85-86	1-1	08-09	2-0
86-87	1-1	09-10	0-2
87-88	1-1	10-11	0-2
88-89	2-0	11-12	1-0
89-90	0-2	12-13	0-2
90-91	1-1	13-14	2-0
91-92	1-1	14-15	1-1
92-93	1-1	15-16	2-0
93-94	1-1	16-17	1-1
94-95	1-1	17-18	1-1
95-96	1-1	18-19	0-2
96-97	1-1	19-20	2-0
97-98	2-0	20-21	0-2
98-99	0-0	21-22	2-0
All-Time Record: 43-51			

DETROIT PISTONS

Henry Ford Detroit Pistons Performance Center  
6201 Second Avenue  
Detroit, MI 48202  
Phone: (313) 747-8667  
www.pistons.com



Owner.....Tom Gores  
General Manager.....Troy Weaver  
Head Coach.....Dwane Casey  
Assistant Coaches.....Rex Kalamian, Jerome Allen, Jim Moran, Bill Bayno, Tim Hardaway  
Head Athletic Trainer.....Jim Scholler  
Home Court.....Little Caesars Arena (20,491, 2017)

2021-2022 SEASON SERIES VS. DETROIT (2-2)

PLAYER	G	GS	MIN	-FIELD GOALS-			-3-POINT FG--			-FREE THROWS-			-REBOUNDS-			AST	PF	DQ	STL	TO	BLK	PTS	AVG	HI
				FG	FGA	PCT	FG	FGA	PCT	FT	FTA	PCT	OFF	DEF	TOT									
Garland	3	3	112	25	50	.500	10	25	.400	9	10	.900	0	7	7	28	6	0	4	8	0	69	23.0	24
LeVert (TOT)	3	2	92	23	46	.500	4	17	.235	8	10	.800	0	7	7	8	6	0	3	5	1	58	19.3	31
LeVert (CLE)	1	0	24	4	10	.400	1	4	.250	0	0	---	0	1	1	2	2	0	0	2	0	9	9.0	9
Markkanen	2	2	61	9	24	.375	3	11	.273	9	12	.750	2	8	10	3	6	0	0	1	1	30	15.0	22
Mobley	4	4	143	22	42	.524	2	4	.500	12	23	.522	4	31	35	11	7	0	3	11	12	58	14.5	18
Osman	4	0	85	20	39	.513	7	18	.389	8	11	.727	4	5	9	6	9	0	3	4	0	55	13.8	17
Allen	3	3	97	14	27	.519	0	1	.000	9	11	.818	7	18	25	4	6	0	1	5	6	37	12.3	15
Okoro	4	4	117	17	33	.515	5	15	.333	1	4	.250	5	13	18	7	7	0	4	4	0	40	10.0	11
Goodwin	2	0	31	7	14	.500	2	7	.286	2	2	1.000	1	5	6	5	3	0	1	1	0	18	9.0	15
Love	3	0	60	10	22	.455	4	13	.308	2	5	.400	3	19	22	4	7	0	1	4	1	26	8.7	14
Wade	3	2	79	8	16	.500	6	12	.500	2	2	1.000	1	8	9	4	5	0	1	1	1	24	8.0	14
Rondo (TOT)	3	1	50	6	17	.353	3	9	.333	0	2	.000	2	3	5	15	3	0	2	7	0	15	5.0	12
Rondo (CLE)	2	1	45	6	14	.429	3	9	.333	0	2	.000	0	3	3	14	3	0	2	7	0	15	7.5	12
Rubio	1	0	27	2	9	.222	1	5	.200	0	0	---	0	1	1	9	0	0	5	3	0	5	5.0	5
Stevens	4	1	32	6	9	.667	1	2	.500	3	5	.600	2	4	6	1	4	0	1	1	0	16	4.0	15
Windler	2	0	26	3	10	.300	2	6	.333	0	0	---	5	4	9	4	1	0	0	2	1	8	4.0	8
Pangos	1	0	4	1	1	1.000	1	1	1.000	0	0	---	1	0	1	0	1	0	0	0	0	3	3.0	3
Valentine	1	0	4	1	4	.250	1	3	.333	0	0	---	0	0	1	0	0	0	1	0	0	3	3.0	3
Fall	1	0	4	1	1	1.000	0	0	---	0	0	---	0	1	1	0	0	0	0	0	0	2	2.0	2
Brown (TOT)	2	0	10	0	5	.000	0	0	---	1	4	.250	5	2	7	1	0	0	1	0	2	1	0.5	1
Brown (CLE)	1	0	7	0	5	.000	0	0	---	1	4	.250	5	0	5	0	0	0	1	0	1	1	1.0	1
Davis	1	0	4	0	0	---	0	0	---	0	0	---	0	0	0	0	1	0	0	0	0	0	0.0	0
Frazier (TOT)	1	0	10	0	2	.000	0	1	.000	0	0	---	0	0	0	0	3	2	0	0	0	0	0.0	0
CAVALIERS	4	-	960	156	330	.473	49	136	.360	58	91	.637	41	128	169	100	68	0	28	62	23	419	104.8	113
PISTONS	4	-	960	147	341	.431	43	120	.358	71	85	.835	49	129	178	90	80	0	37	59	23	408	102.0	115

2022-23 SCHEDULE VS. PISTONS

11/4/22	at Detroit	7:00 PM
11/27/22	at Detroit	6:00 PM
2/8/23	at Cleveland	7:00 PM
3/4/23	at Cleveland	8:00 PM

2021-22 RESULTS VS. PISTONS

11/12/21	at Cleveland (W)	98-78
1/30/22	at Detroit (L)	105-115
2/24/22	at Detroit (L)	103-106
3/19/22	at Cleveland (W)	113-109

ALL-TIME RESULTS

70-71	2-2	96-97	2-2
71-72	1-3	97-98	3-1
72-73	1-3	98-99	1-2
73-74	2-2	99-00	2-2
74-75	2-2	00-01	2-2
75-76	2-2	01-02	1-3
76-77	1-3	02-03	0-4
77-78	2-2	03-04	2-2
78-79	1-3	04-05	2-2
79-80	6-0	05-06	1-3
80-81	3-3	06-07	1-3
81-82	1-5	07-08	1-3
82-83	1-5	08-09	3-1
83-84	1-5	09-10	4-0
84-85	1-4	10-11	2-2
85-86	1-5	11-12	2-2
86-87	1-5	12-13	0-4
87-88	1-5	13-14	3-1
88-89	3-3	14-15	3-1
89-90	1-4	15-16	1-3
90-91	2-3	16-17	2-2
91-92	3-1	17-18	1-3
92-93	3-2	18-19	3-1
93-94	3-2	19-20	2-2
94-95	2-2	20-21	2-1
95-96	2-2	21-22	2-2
All-Time Record: 97-132			

SERIES NOTES

Overall Record: 97-132	Home: 61-53	RMFH: 33-22	Road: 36-79
Current Streak: Won 1	Home Streak: Won 3	Road Streak: Lost 3	
Last Win: 3/19/22	Last Home Win: 3/19/22	Last Road Win: 12/26/20	
Last Loss: 2/24/22	Last Home Loss: 1/7/20	Last Road Loss: 2/24/22	

SERIES HIGHLIGHTS

Cavaliers Individual Bests:		Pistons Individual Bests:	
Points: 43 - LeBron James, 11/24/04		Points: 44 - Hamilton, 11/28/03, Tripucka, 1/14/84 (OT)	
Rebs: 21 - Chones, 4/9/77, Robinson, 1/31/84 (OT)		Rebs: 26 - Dennis Rodman, 2/6/92	
Assists: 18 - Lenny Wilkens, 3/28/73 (OT)		Assists: 18 - Isiah Thomas, 4/8/90	
Biggest Win: 32 points on 3/14/17 (128-96)			
Biggest Loss: 39 points on 4/17/12 (77-116)			

GOLDEN STATE WARRIORS

1 Warriors Way  
San Francisco, CA 94158  
Phone: (415) 388-0100  
PR Twitter: @WarriorsPR  
www.warriors.com



Co-Executive Chairman & CEO ..... Joe Lacob  
President of Basketball Operations/General Manager ..... Bob Myers  
Head Coach ..... Steve Kerr  
Assistant Coaches ..... Bruce Fraser, Ron Adams, Kenny Atkinson, Jama Mahlalela, Chris DeMarco, Dejan Milojevic  
Head Athletic Trainer ..... Drew Yoder  
Home Court ..... Chase Center (18,064, 2019)

2021-2022 SEASON SERIES VS. GOLDEN STATE (0-2)																								
PLAYER	G	GS	MIN	-FIELD GOALS-			-3-POINT FG-			-FREE THROWS-			-REBOUNDS-			AST	PF	DQ	STL	TO	BLK	PTS	AVG	HI
				FG	FGA	PCT	FG	FGA	PCT	FT	FTA	PCT	OFF	DEF	TOT									
Garland	2	2	71	13	34	.382	6	18	.333	2	3	.667	1	2	3	9	4	0	3	11	0	34	17.0	25
Stevens	1	1	34	8	11	.727	0	0	---	1	1	1.000	0	4	4	1	2	0	2	2	0	17	17.0	17
Wade	1	1	40	7	13	.538	3	6	.500	0	0	---	5	4	9	5	0	0	1	0	17	17.0	17	
Allen	1	1	30	5	7	.714	0	0	---	2	4	.500	2	5	7	1	0	0	0	2	2	12	12.0	12
Mobley	1	1	36	5	12	.417	0	1	.000	1	3	.333	2	4	6	2	3	0	2	5	1	11	11.0	11
Okoro	1	1	43	4	10	.400	0	4	.000	2	4	.500	4	3	7	3	2	0	2	0	0	10	10.0	10
Rubio	1	1	38	4	15	.267	1	5	.200	1	2	.500	0	0	0	5	1	0	2	5	0	10	10.0	10
Love	2	0	36	6	19	.316	4	14	.286	3	3	1.000	2	12	14	3	1	0	0	3	0	19	9.5	17
Markkanen	1	1	29	2	6	.333	1	3	.333	4	4	1.000	1	5	6	2	1	0	1	0	0	9	9.0	9
Rondo (TOT)	2	0	48	7	14	.500	4	6	.667	0	0	---	0	3	3	10	3	0	2	6	0	18	9.0	15
Rondo (CLE)	1	0	29	6	10	.600	3	3	1.000	0	0	---	0	3	3	5	1	0	0	3	0	15	15.0	15
Davis	1	1	28	3	3	1.000	0	0	---	1	2	.500	2	12	14	1	3	0	0	0	2	7	7.0	7
Osman	1	0	20	1	6	.167	0	2	.000	2	4	.500	1	1	2	3	0	0	2	0	0	4	4.0	4
Valentine	1	0	9	1	4	.250	0	2	.000	0	0	---	0	2	2	0	0	0	0	0	0	2	2.0	2
Winder	2	0	35	1	5	.200	1	5	.200	0	0	---	1	5	6	3	3	0	1	3	0	3	1.5	3
Pangos	1	0	1	0	0	---	0	0	---	1	2	.500	0	0	0	0	0	0	0	0	0	1	1.0	1
Fall	1	0	1	0	0	---	0	0	---	0	2	.000	0	0	0	0	0	0	0	0	0	0	0.0	0
Nembhard	1	0	1	0	0	---	0	0	---	0	0	---	0	1	1	0	0	0	0	0	0	0	0.0	0
CAVALIERS	2	-	480	66	155	.426	19	63	.302	20	34	.588	21	63	84	43	21	0	15	39	6	171	85.5	89
WARRIORS	2	-	480	80	180	.444	25	85	.294	15	18	.833	27	61	88	60	37	0	28	26	7	200	100.0	104

2022-23 SCHEDULE VS. WARRIORS		
11/11/22	at Golden State	10:00 PM
1/20/23	at Cleveland	7:30 PM

2021-22 RESULTS VS. WARRIORS		
11/18/21	at Cleveland (L)	89-104
1/9/22	at Golden State (L)	82-96

ALL-TIME RESULTS			
70-71	1-3	96-97	1-1
71-72	0-4	97-98	2-0
72-73	1-3	98-99	1-0
73-74	0-4	99-00	1-1
74-75	2-2	00-01	2-0
75-76	1-3	01-02	1-1
76-77	2-2	02-03	1-1
77-78	2-2	03-04	0-2
78-79	2-1	04-05	2-0
79-80	2-0	05-06	0-2
80-81	1-1	06-07	2-0
81-82	1-1	07-08	1-1
82-83	2-0	08-09	2-0
83-84	1-1	09-10	2-0
84-85	1-1	10-11	0-2
85-86	0-2	11-12	0-1
86-87	1-1	12-13	0-2
87-88	0-2	13-14	1-1
88-89	1-1	14-15	1-1
89-90	1-1	15-16	0-2
90-91	0-2	16-17	1-1
91-92	1-1	17-18	0-2
92-93	2-0	18-19	0-2
93-94	2-0	19-20	0-1
94-95	2-0	20-21	0-2
95-96	2-0	21-22	0-2
All-Time Record: 52-66			

SERIES NOTES			
Overall Record: 52-66	Home: 34-27	RMFH: 15-13	Road: 18-39
Current Streak: Lost 10	Home Streak: Lost 5	Road Streak: Lost 7	
Last Win: 12/25/16	Last Home Win: 12/25/16	Last Road Win: 3/14/14	
Last Loss: 1/9/22	Last Home Loss: 11/18/21	Last Road Loss: 1/9/22	
SERIES HIGHLIGHTS			
Cavaliers Individual Bests:		Warriors Individual Bests:	
Points: 42 - LeBron James, 2/26/15		Points: 48 - Ricky Barry, 10/19/74	
Rebs: 22 - Rick Roberson, 3/7/72		Rebs: 26 - George T. Johnson, 2/21/74	
Assists: 27 - Geoff Huston, 1/27/82		Assists: 18 - Tim Hardaway, 3/8/90	
Biggest Win: 33 points on 1/23/89 (142-109)			
Biggest Loss: 40 points on 3/8/90 (105-145)			

HOUSTON ROCKETS

Toyota Center  
1510 Polk Street  
Houston, TX 77002  
Phone: (713) 758-7200  
www.rockets.com



Owner..... Tilman J. Fertitta  
General Manager..... Rafael Stone  
Head Coach..... Stephen Silas  
Assistant Coaches..... John Lucas, Jeff Hornacek, Will Weaver, Rick Higgins, Mahmoud Abdelfattah, Mike Batiste, Lionel Hollins  
Head Athletic Trainer..... Jason Biles  
Home Court..... Toyota Center (18,055, 2003)

2021-2022 SEASON SERIES VS. HOUSTON (1-1)

PLAYER	G	GS	-FIELD GOALS-			-3-POINT FG-			-FREE THROWS-			-REBOUNDS-			AST	PF	DQ	STL	TO	BLK	PTS	AVG	HI	
			FG	FGA	PCT	FG	FGA	PCT	FT	FTA	PCT	OFF	DEF	TOT										
Mobley	1	1	36	12	20	.600	0	1	.000	5	9	.556	5	7	12	2	4	0	1	4	0	29	29.0	29
Garland	1	1	25	7	11	.636	3	6	.500	4	4	1.000	1	1	2	3	1	0	0	1	0	21	21.0	21
Love	2	0	44	12	26	.462	4	12	.333	8	9	.889	3	16	19	3	3	0	0	3	2	36	18.0	21
Okoro	2	2	54	12	16	.750	4	4	1.000	3	4	.750	1	4	5	1	6	0	2	1	1	31	15.5	20
Markkanen	1	1	19	5	10	.500	2	5	.400	0	0	---	0	2	2	1	1	0	0	1	0	12	12.0	12
Osman	2	1	53	8	20	.400	4	11	.364	1	7	.143	0	2	2	2	8	0	2	6	0	21	10.5	13
Wade	2	1	48	7	9	.778	4	6	.667	1	2	.500	0	11	11	2	3	0	1	1	1	19	9.5	16
Allen	2	2	41	8	15	.533	0	0	---	1	5	.200	8	7	15	6	0	0	5	3	17	8.5	11	
Goodwin	1	1	32	2	6	.333	2	3	.667	2	2	1.000	0	7	7	8	1	0	1	1	0	7	7.0	7
Rubio	1	0	21	2	6	.333	0	3	.000	3	3	1.000	0	2	2	12	1	0	4	2	0	7	7.0	7
Stevens	2	0	37	5	9	.556	1	3	.333	1	2	.500	2	5	7	1	4	0	0	1	1	12	6.0	7
Valentine	1	0	8	1	2	.500	1	2	.500	0	0	---	0	0	0	2	1	0	0	1	0	3	3.0	3
Windler	2	0	9	2	5	.400	1	4	.250	0	0	---	0	0	1	0	4	0	0	0	0	5	2.5	5
Davis	2	0	23	2	2	1.000	0	0	---	0	2	.000	1	2	3	0	7	0	0	2	2	4	2.0	4
Rondo (TOT)	1	0	15	0	2	.000	0	1	.000	2	2	1.000	0	4	4	5	2	0	1	3	0	2	2.0	2
Rondo (CLE)	1	0	15	0	2	.000	0	1	.000	2	2	1.000	0	4	4	5	2	0	1	3	0	2	2.0	2
Pangos	2	0	13	1	1	1.000	0	0	---	0	0	---	0	0	0	1	0	0	0	0	0	2	1.0	2
CAVALIERS	2	-	480	86	160	.538	25	61	.410	31	51	.608	21	71	92	49	52	0	12	36	9	228	114.0	124
ROCKETS	2	-	480	69	160	.431	19	69	.275	47	68	.691	18	60	78	45	44	0	24	29	4	204	102.0	115

2022-23 SCHEDULE VS. ROCKETS

1/26/23 at Houston 8:00 PM  
3/26/23 at Cleveland 6:00 PM

2021-22 RESULTS VS. ROCKETS

12/15/21 at Cleveland (W) 124-89  
2/2/22 at Houston 104-115

ALL-TIME RESULTS

70-71 0-4 96-97 0-2  
71-72 2-2 97-98 1-1  
72-73 4-3 98-99 0-1  
73-74 4-4 99-00 1-1  
74-75 4-4 00-01 0-2  
75-76 2-4 01-02 2-0  
76-77 1-3 02-03 1-1  
77-78 2-2 03-04 0-2  
78-79 2-2 04-05 0-2  
79-80 2-4 05-06 1-1  
80-81 0-2 06-07 1-1  
81-82 1-1 07-08 0-2  
82-83 2-0 08-09 1-1  
83-84 1-1 09-10 1-1  
84-85 0-2 10-11 0-2  
85-86 0-2 11-12 1-0  
86-87 0-2 12-13 0-2  
87-88 1-1 13-14 0-2  
88-89 1-1 14-15 0-2  
89-90 0-2 15-16 1-1  
90-91 0-2 16-17 1-1  
91-92 1-1 17-18 0-2  
92-93 1-1 18-19 1-1  
93-94 0-2 19-20 0-1  
94-95 0-2 20-21 2-0  
95-96 1-1 21-22 1-1  
All-Time Record: 48-88

SERIES NOTES

Overall Record: 48-88 Home: 33-35 RMFH: 12-15 Road: 15-53  
Current Streak: Lost 1 Home Streak: Won 2 Road Streak: Lost 1  
Last Win: 12/15/21 Last Home Win: 12/15/21 Last Road Win: 3/1/21  
Last Loss: 2/2/22 Last Home Loss: 12/11/19 Last Road Loss: 2/2/22

SERIES HIGHLIGHTS

Cavaliers Individual Bests: Rockets Individual Bests:  
Points: 46 - Mike Mitchell, 2/8/80 Points: 55 - James Harden, 12/11/19  
Rebs: 25 - Rick Roberson, 3/4/72 Rebs: 26 - Moses Malone, 12/29/77  
Assists: 15 - Lenny Wilkens, 1/13/73 Assists: 15 - Calvin Murphy, 2/8/74, James Harden 11/1/16  
Biggest Win: 35 points on 12/15/21 (124-89)  
Biggest Loss: 38 points on 3/22/13 (78-116)



# INDIANA PACERS

125 S. Pennsylvania Street  
Indianapolis, IN 46204  
Phone: (317) 917-2500  
www.Pacers.com



Chairman, CEO and NBA Governor.....Herbert Simon  
President of Basketball Operations.....Kevin Pritchard  
General Manager.....Chad Buchanan  
Head Coach.....Rick Carlisle  
Lead Assistant Coach.....Lloyd Pierce  
Assistant Coaches.....Calbert Cheaney, Ronald Nored, Mike Weiner, Jenny Boucek  
Senior Director of Medical Operations/Head Athletic Trainer.....Josh Corbell  
Home Court.....Gainbridge Fieldhouse (17,923, 1999)

## 2021-2022 SEASON SERIES VS. INDIANA (4-0)

PLAYER	G	GS	MIN	-FIELD GOALS-			-3-POINT FG-			-FREE THROWS-			--REBOUNDS--			AST	PF	DQ	STL	TO	BLK	PTS	AVG	HI
				FG	FGA	PCT	FG	FGA	PCT	FT	FTA	PCT	OFF	DEF	TOT									
Garland	1	1	37	14	26	.538	4	9	.444	9	9	1.000	2	3	5	13	2	0	2	4	0	41	41.0	41
LeVert (TOT)	1	1	36	10	19	.526	1	2	.500	1	2	.500	0	2	2	5	2	0	3	3	1	22	22.0	22
LeVert (CLE)	1	1	36	10	19	.526	1	2	.500	1	2	.500	0	2	2	5	2	0	3	3	1	22	22.0	22
Allen	3	3	97	19	36	.528	0	2	.000	17	23	.739	17	25	42	3	5	0	2	5	5	55	18.3	22
Markkanen	2	2	64	13	26	.500	3	11	.273	4	4	1.000	5	6	11	3	5	0	1	0	2	33	16.5	21
Mobley	4	4	129	25	46	.543	0	4	.000	13	18	.722	6	20	26	9	8	0	7	8	7	63	15.8	24
Love	4	0	102	20	47	.426	11	25	.440	11	13	.846	6	17	23	10	7	0	3	4	0	62	15.5	20
Osman	3	0	62	14	32	.438	5	18	.278	3	4	.750	1	3	4	9	5	0	3	3	0	36	12.0	22
Rondo (TOT)	3	0	76	11	20	.550	3	8	.375	7	9	.778	1	13	14	22	4	0	4	4	1	32	10.7	17
Rondo (CLE)	3	0	76	11	20	.550	3	8	.375	7	9	.778	1	13	14	22	4	0	4	4	1	32	10.7	17
Wade	4	3	91	13	25	.520	6	17	.353	4	5	.800	3	13	16	4	8	0	6	0	1	36	9.0	13
Stevens	4	0	74	12	27	.444	0	6	.000	6	10	.600	3	6	9	2	3	0	3	0	2	30	7.5	15
Okoro	4	4	107	8	22	.364	1	5	.200	8	8	1.000	3	3	6	5	9	0	4	2	3	25	6.3	11
Goodwin	2	1	42	3	14	.214	0	4	.000	1	4	.250	0	6	6	7	4	0	2	3	0	7	3.5	7
Pangos	2	1	28	2	7	.286	1	3	.333	2	2	1.000	0	3	3	4	1	0	0	1	0	7	3.5	7
Davis	2	0	12	1	1	1.000	0	0	---	2	2	1.000	1	2	3	0	2	0	0	0	0	4	2.0	4
Nembhard	1	0	2	0	0	---	0	0	---	0	0	---	0	0	0	0	0	0	0	0	1	0	0.0	0
Winder	1	0	2	0	0	---	0	0	---	0	0	---	0	0	0	0	0	0	0	0	0	0	0.0	0
CAVALIERS	4	-	960	165	348	.474	35	114	.307	88	113	.779	48	122	170	96	65	0	40	42	22	453	113.3	127
PACERS	4	-	960	159	346	.460	61	147	.415	47	62	.758	42	121	163	101	95	1	25	74	19	426	106.5	124

### 2022-23 SCHEDULE VS. PACERS

12/16/22	at Cleveland	7:30 PM
12/29/22	at Indiana	7:00 PM
2/5/23	at Indiana	5:00 PM
4/2/23	at Cleveland	8:00 PM

### 2021-22 RESULTS VS. INDIANA

1/2/22	at Cleveland (W)	108-104
2/6/22	at Cleveland (W)	98-85
2/11/22	at Indiana (W)	120-113
3/8/22	at Indiana (W)	127-124

### ALL-TIME RESULTS

76-77	2-1	93-94	2-3	10-11	0-4
77-78	2-1	94-95	2-3	11-12	1-3
78-79	1-3	95-96	2-2	12-13	0-4
79-80	2-4	96-97	3-1	13-14	1-3
80-81	2-4	97-98	2-2	14-15	2-2
81-82	1-5	98-99	0-3	15-16	3-1
82-83	5-1	99-00	0-4	16-17	3-1
83-84	2-4	00-01	1-3	17-18	1-3
84-85	4-2	01-02	2-2	18-19	1-3
85-86	3-2	02-03	0-4	19-20	1-2
86-87	3-3	03-04	1-3	20-21	0-3
87-88	4-2	04-05	1-3	21-22	4-0
88-89	5-1	05-06	3-1		
89-90	3-2	06-07	3-1		
90-91	1-4	07-08	4-0		
91-92	5-0	08-09	3-1		
92-93	4-0	09-10	3-1		

All-Time Record: 98-105

### SERIES NOTES

Overall Record: 98-105	Home: 63-41	RMFH: 30-27	Road: 35-64
Current Streak: Won 4	Home Streak: Won 2	Road Streak: Won 2	
Last Win: 3/8/22	Last Home Win: 2/6/22	Last Road Win: 3/8/22	
Last Loss: 5/10/21	Last Home Loss: 5/10/21	Last Road Loss: 12/31/20	

### SERIES HIGHLIGHTS

#### Cavaliers Individual Bests:

Points: 47 - LeBron James, 2/10/09

Rebs: 19 - Cliff T. Robinson, 12/3/82

Assists: 20 - Geoff Huston, 2/3/82

#### Pacers Individual Bests:

Points: 43 - Reggie Miller, 2/14/90 (OT), Paul George, 4/2/17 (2OT)

Rebs: 20 - 5 times

Assists: 20 - Jalen Rose, 4/18/01 (OT)

Biggest Win: 32 points on 3/22/94 (93-61) and 12/9/06 (107-75)

Biggest Loss: 48 points on 12/10/99 (88-136)

# LOS ANGELES CLIPPERS

Honey Training Center: Home of the LA Clippers  
6951 South Centinela Avenue  
Playa Vista, CA 90094  
Phone: (310) 862-6000  
www.clippers.com



Owner.....Steve Ballmer  
President, Basketball Operations.....Lawrence Frank  
General Manager.....Michael Winger  
Head Coach.....Tyronn Lue  
Associate Head Coach.....Daniel Craig  
Assistant Coaches.....Jeremy Castleberry, Larry Drew, Shaun Fein, Jay Larranaga, Brendon O'Connor, Brian Shaw  
Director of Medical Services/Head Athletic Trainer.....Jasen Powell  
Home Court.....STAPLES Center (19,060, 1999)

## 2021-2022 SEASON SERIES VS. LA CLIPPERS (2-0)

PLAYER	G	GS	MIN	FIELD GOALS-			3-POINT FG-			FREE THROWS-			REBOUNDS-			AST	PF	DQ	STL	TO	BLK	PTS	AVG	HI
				FG	FGA	PCT	FG	FGA	PCT	FT	FTA	PCT	OFF	DEF	TOT									
Sexton	1	1	38	12	20	.600	0	4	.000	2	3	.667	3	4	7	1	1	0	3	5	0	26	26.0	26
Mobley	2	2	75	16	32	.500	1	3	.333	9	12	.750	6	10	16	1	5	0	3	1	4	42	21.0	30
Garland	2	2	74	13	29	.448	6	12	.500	8	8	1.000	0	6	6	19	2	0	2	9	0	40	20.0	24
Okoro	1	1	39	4	6	.667	1	1	1.000	11	13	.846	1	4	5	5	4	0	1	1	1	20	20.0	20
LeVert (TOT)	3	2	96	20	40	.500	4	10	.400	10	12	.833	2	21	23	16	10	1	1	7	0	54	18.0	26
LeVert (CLE)	1	0	25	5	10	.500	1	2	.500	0	0	---	2	5	7	3	2	0	0	0	0	11	11.0	11
Rubio	1	0	28	6	13	.462	0	3	.000	3	3	1.000	0	3	3	3	3	0	0	4	0	15	15.0	15
Markkanen	2	2	75	7	16	.438	4	10	.400	6	7	.857	2	16	18	2	3	0	2	4	0	24	12.0	17
Love	2	0	41	6	20	.300	4	9	.444	7	9	.778	6	13	19	1	2	0	1	4	0	23	11.5	13
Allen	1	1	31	2	7	.286	0	1	.000	0	2	.000	1	7	8	0	2	0	1	1	1	4	4.0	4
Stevens	2	1	34	3	11	.273	1	3	.333	0	0	---	2	8	10	1	7	0	1	1	0	7	3.5	5
Davis	2	0	7	0	0	---	0	0	---	0	0	---	1	0	1	1	0	0	0	0	0	0	0.0	0
Goodwin	1	0	12	0	0	---	0	0	---	0	0	---	0	1	1	1	0	0	1	1	1	0	0.0	0
Osman	2	0	12	0	0	---	0	0	---	0	2	.000	0	0	0	1	0	0	0	0	0	0	0.0	0
Pangos	1	0	1	0	1	.000	0	0	---	0	0	---	0	0	0	0	0	0	0	0	0	0	0.0	0
Valentine	1	0	1	0	0	---	0	0	---	0	0	---	0	0	0	0	0	0	0	0	0	0	0.0	0
Windler	2	0	13	0	2	.000	0	2	.000	0	0	---	2	3	5	1	2	0	1	0	0	0	0.0	0
CAVALIERS	2	-	505	74	167	.443	18	50	.360	46	59	.780	26	80	106	40	33	0	16	33	7	212	106.0	120
CLIPPERS	2	-	505	74	185	.400	21	77	.273	21	30	.700	21	58	79	48	48	1	18	25	10	190	95.0	111

2022-23 SCHEDULE VS. CLIPPERS		
11/7/22	at Los Angeles	10:30 PM
1/29/23	at Cleveland	7:00 PM

2021-22 RESULTS VS. CLIPPERS		
10/27/21	at Los Angeles (W)	92-79
3/14/22	at Cleveland (W)	120-111

ALL-TIME RESULTS		
70-71	7-5	96-97 2-0
71-72	2-4	97-98 2-0
72-73	5-1	98-99 0-0
73-74	1-5	99-00 2-0
74-75	1-3	00-01 0-2
75-76	2-3	01-02 0-2
76-77	2-2	02-03 2-0
77-78	3-1	03-04 1-1
78-79	2-2	04-05 1-1
79-80	1-1	05-06 1-1
80-81	1-1	06-07 2-0
81-82	1-1	07-08 2-0
82-83	1-1	08-09 2-0
83-84	1-1	09-10 2-0
84-85	2-0	10-11 1-1
85-86	1-1	11-12 1-0
86-87	2-0	12-13 1-1
87-88	1-1	13-14 1-1
88-89	1-1	14-15 2-0
89-90	1-1	15-16 2-0
90-91	1-1	16-17 0-2
91-92	1-1	17-18 1-1
92-93	1-1	18-19 0-2
93-94	2-0	19-20 0-2
94-95	1-1	20-21 0-2
95-96	2-0	21-22 2-0
All-Time Record: 76-58		

SERIES NOTES			
Overall Record: 76-58	Home: 48-21	RMFH: 20-7	Road: 28-37
Current Streak: Won 2	Home Streak: Won 1	Road Streak: Won 1	
Last Win: 3/14/22	Last Home Win: 3/14/22	Last Road Win: 10/27/21	
Last Loss: 2/14/21	Last Home Loss: 2/3/21	Last Road Loss: 2/14/21	
SERIES HIGHLIGHTS			
Cavaliers Individual Bests:		Clippers Individual Bests:	
Points: 39 - LeBron James, 11/17/17 (OT)		Points: 50 - Bob McAdoo, 11/20/75 (OT)	
Rebs: 21 - Carlos Boozer, 12/3/03		Rebs: 26 - Swen Nater, 3/10/78	
Assists: 16 - Washington, 2/13/71, Johnson, 12/19/70		Assists: 18 - Gary Grant (2), 12/7/89, 3/10/89	
Biggest Win: 32 points on 1/19/71 (111-79)			
Biggest Loss: 41 points on 2/9/20 (92-133)			

Franchise formerly Buffalo Braves and San Diego Clippers

LOS ANGELES LAKERS

2275 E. Mariposa Ave.  
El Segundo, CA 90245  
Phone: (310) 426-6000  
www.lakers.com



Governor.....Jeanie Buss  
VP, Basketball Operations & General Manager.....Rob Pelinka  
Head Coach.....Darvin Ham  
Assistant Coaches.....Phil Handy, Chris Jent, Jordan Ott, Schuyler Rimmer  
Athletic Trainer.....Roger Sancho  
Home Court.....STAPLES Center (18,997, 1999)

2021-2022 SEASON SERIES VS. LA LAKERS (0-2)

PLAYER	G	GS	MIN	-FIELD GOALS-			-3-POINT FG--			-FREE THROWS-			--REBOUNDS--			AST	PF	DO	STL	TO	BLK	PTS	AVG	HI
				FG	FGA	PCT	FG	FGA	PCT	FT	FTA	PCT	OFF	DEF	TOT									
Gairland	2	2	73	16	37	.432	5	17	.294	10	11	.909	0	3	3	28	4	0	2	7	47	23.5	25	
Mobley	2	2	63	16	27	.593	1	3	.333	3	6	.500	3	8	11	5	4	0	2	3	1	36	18.0	23
Rubio	1	0	32	6	15	.400	3	8	.375	3	3	1.000	3	3	6	4	2	0	3	3	0	18	18.0	18
LeVert (TOT)	3	2	71	21	36	.583	4	10	.400	7	8	.875	3	12	15	7	13	0	1	6	1	53	17.7	30
LeVert (CLE)	1	0	16	4	7	.571	1	3	.333	4	4	1.000	1	3	4	2	5	0	0	2	0	13	13.0	13
Markkanen	2	2	69	13	26	.500	7	18	.389	2	2	1.000	1	11	12	2	5	0	0	0	0	35	17.5	18
Okoro	1	1	29	4	4	1.000	4	4	1.000	0	0	---	0	1	1	1	2	0	1	0	0	12	12.0	12
Stevens	2	1	55	9	19	.474	1	1	1.000	0	1	.000	7	3	10	1	5	0	1	3	1	19	9.5	16
Sexton	1	1	32	2	9	.222	0	2	.000	5	6	.833	1	2	3	3	3	0	2	3	0	9	9.0	9
Allen	1	1	31	2	3	.667	0	0	---	2	4	.500	6	3	9	3	1	0	1	2	1	6	6.0	6
Love	2	0	36	5	15	.333	2	10	.200	0	0	---	2	7	9	6	2	0	0	3	0	12	6.0	8
Osman	1	0	18	2	7	.286	1	6	.167	0	0	---	0	1	1	0	1	0	1	0	0	5	5.0	5
Goodwin	1	0	8	1	1	1.000	0	0	---	1	1	1.000	0	2	2	1	0	0	1	1	0	3	3.0	3
Valentine	1	0	2	1	2	.500	1	1	1.000	0	0	---	0	0	0	0	0	0	0	0	0	3	3.0	3
Brown (TOT)	2	0	8	1	1	1.000	0	0	---	1	3	.333	0	1	1	0	2	0	0	0	0	3	1.5	3
Brown (CLE)	1	0	5	1	1	1.000	0	0	---	1	3	.333	0	1	1	0	0	0	0	0	0	3	3.0	3
Davis	2	0	3	0	0	---	0	0	---	0	0	---	0	2	2	0	0	0	0	0	0	0	0.0	0
Nembhard	1	0	2	0	0	---	0	0	---	0	0	---	0	0	0	0	0	0	0	0	0	0	0.0	0
Wade	1	0	2	0	0	---	0	0	---	0	0	---	0	0	0	1	0	0	0	0	0	0	0.0	0
Windler	2	0	4	0	0	---	0	0	---	0	0	---	0	0	0	0	0	0	0	0	0	0	0.0	0
CAVALIERS	2	-	480	82	173	.474	26	73	.356	31	41	.756	24	50	74	57	32	0	13	27	3	221	110.5	120
LAKERS	2	-	480	99	178	.556	24	59	.407	22	26	.846	20	63	83	58	39	0	16	30	9	244	122.0	131

2022-23 SCHEDULE VS. LAKERS		
11/6/22	at Los Angeles	3:30 PM
12/6/22	at Cleveland	7:30 PM

2021-22 RESULTS VS. LAKERS		
10/29/21	at Los Angeles (L)	101-113
3/21/22	at Cleveland (L)	120-131

ALL-TIME RESULTS		
70-71	0-4	96-97 1-1
71-72	1-3	97-98 1-1
72-73	1-3	98-99 1-0
73-74	3-1	99-00 0-2
74-75	2-2	00-01 0-2
75-76	2-2	01-02 0-2
76-77	2-2	02-03 1-1
77-78	2-2	03-04 0-2
78-79	2-2	04-05 1-1
79-80	1-1	05-06 1-1
80-81	0-2	06-07 2-0
81-82	0-2	07-08 2-0
82-83	0-2	08-09 0-2
83-84	0-2	09-10 2-0
84-85	0-2	10-11 1-1
85-86	1-1	11-12 0-1
86-87	0-2	12-13 1-1
87-88	1-1	13-14 1-1
88-89	0-2	14-15 2-0
89-90	1-1	15-16 2-0
90-91	1-1	16-17 2-0
91-92	2-0	17-18 1-1
92-93	2-0	18-19 1-1
93-94	1-1	19-20 0-1
94-95	1-1	20-21 0-2
95-96	2-0	21-22 0-2
All-Time Record: 51-68		

SERIES NOTES			
Overall Record: 51-68	Home: 32-27	RMFH: 14-11	Road: 19-41
Current Streak: Lost 5	Home Streak: Lost 3	Road Streak: Lost 3	
Last Win: 1/13/19	Last Home Win: 12/14/17	Last Road Win: 1/13/19	
Last Loss: 3/21/22	Last Home Loss: 3/21/22	Last Road Loss: 10/29/21	
SERIES HIGHLIGHTS			
Cavaliers Individual Bests:		Lakers Individual Bests:	
Points: 46 - Kyrie Irving, 3/19/17		Points: 47 - Kobe Bryant, 1/30/01	
Rebs: 19 - Chones, 2/9/79, Brewer, 10/24/76		Rebs: 26 - Happy Hairston (2), 11/18/73, 10/15/72	
Assists: 18 - Fouts Walker, 1/29/80 (4 OT)		Assists: 22 - Magic Johnson, 11/17/83	
Biggest Win: 38 points on 11/30/94 (117-79)			
Biggest Loss: 55 points on 1/11/11 (112-57)			

MEMPHIS GRIZZLIES

191 Beale Street  
Memphis, TN 38103  
Phone: (901) 205-1234  
www.grizzlies.com



Chairman and Controlling Owner.....Robert J. Pera  
General Manager/Executive VP of Basketball Ops.....Zachary Z. Kleiman  
Head Coach.....Taylor Jenkins  
Assistant Coaches.....Blake Ahearn, Brad Jones, Darko Rajaković, David McClure, Scoonie Penn, Sonia Raman, Vitaly Potapenko  
Head Athletic Trainer.....Pete Elliott  
Home Court.....FedExForum (17,794, 2004)

2021-2022 SEASON SERIES VS. MEMPHIS (0-2)

PLAYER	G	GS	MIN	-FIELD GOALS-			-3-POINT FG-			-FREE THROWS-			--REBOUNDS--			AST	PF	DO	STL	TO	BLK	PTS	AVG	HI
				FG	FGA	PCT	FG	FGA	PCT	FT	FTA	PCT	OFF	DEF	TOT									
Allen	2	2	63	22	25	.880	0	0	—	3	4	.750	4	12	16	3	3	0	4	1	6	47	23.5	25
Garland	2	2	67	14	41	.341	6	20	.300	6	6	1.000	3	2	5	22	3	0	0	3	0	40	20.0	27
Mobley	2	2	77	13	25	.520	1	3	.333	7	9	.778	0	17	17	7	4	0	1	1	3	34	17.0	17
Sexton	1	1	29	7	13	.538	2	6	.333	1	3	.333	1	0	1	1	4	0	0	1	0	17	17.0	17
Osman	1	0	17	5	6	.833	3	3	1.000	2	3	.667	1	1	2	1	0	0	0	2	0	15	15.0	15
Rubio	1	0	25	4	10	.400	3	7	.429	1	1	1.000	0	4	4	10	3	0	1	2	0	12	12.0	12
Markkanen	2	2	68	9	25	.360	3	12	.250	2	2	1.000	3	13	16	7	3	0	1	2	1	23	11.5	13
Love	2	0	46	7	24	.292	4	13	.308	4	5	.800	4	8	12	6	1	0	0	3	0	22	11.0	18
Okoro	1	0	21	3	5	.600	0	1	.000	2	2	1.000	1	2	3	1	4	0	0	0	1	8	8.0	8
Windler	1	0	19	2	4	.500	2	3	.667	0	0	—	2	0	2	2	1	0	0	1	0	6	6.0	6
Goodwin	1	0	18	1	5	.200	0	3	.000	0	2	.000	1	3	4	3	3	0	1	2	0	2	2.0	2
Stevens	1	1	25	0	2	.000	0	1	.000	1	2	.500	1	1	2	3	2	0	0	2	0	1	1.0	1
Wade	1	0	5	0	0	—	0	0	—	0	0	—	0	1	1	0	0	0	0	1	0	0	0.0	0
CAVALIERS	2	-	480	87	185	.470	24	72	.333	29	39	.744	21	64	85	66	31	0	8	24	11	227	113.5	121
GRIZZLIES	2	-	480	95	190	.500	23	60	.383	29	34	.853	25	73	98	49	33	0	14	21	16	242	121.0	132

2022-23 SCHEDULE VS. GRIZZLIES		
1/18/23	at Memphis	8:00 PM
2/2/23	at Cleveland	7:30 PM

2021-22 RESULTS VS. MEMPHIS		
10/20/21	at Memphis (L)	121-132
1/4/22	vs. Memphis (L)	106-110

ALL-TIME RESULTS		
95-96	2-0	08-09 2-0
96-97	2-0	09-10 1-1
97-98	2-0	10-11 1-1
98-99	0-0	11-12 0-1
99-00	2-0	12-13 0-2
00-01	1-1	13-14 1-1
01-02	1-1	14-15 2-0
02-03	0-2	15-16 1-1
03-04	0-2	16-17 1-1
04-05	2-0	17-18 2-0
05-06	1-1	18-19 1-1
06-07	2-0	19-20 1-1
07-08	2-0	20-21 1-1
		21-22 0-2
All-Time Record: 31-20		

SERIES NOTES			
Overall Record: 31-20	Home: 19-6	RMFH: 19-6	Road: 12-14
Current Streak: Lost 3	Home Streak: Lost 2	Road Streak: Lost 1	
Last Win: 1/7/21	Last Home Win: 12/20/19	Last Road Win: 1/7/21	
Last Loss: 1/4/22	Last Home Loss: 1/4/22	Last Road Loss: 10/20/21	
SERIES HIGHLIGHTS			
Cavaliers Individual Bests:		Grizzlies Individual Bests:	
Points: 51 - LeBron James, 1/15/08		Points: 37 - Ja Morant, 10/20/21 and Pau Gasol, 11/29/03	
Rebs: 22 - Anderson Varejao, 11/26/12		Rebs: 18 - Jonas Valanciunas, 1/17/20	
Assists: 17 - Brevin Knight, 2/25/98		Assists: 16 - Williams, 3/19/03, Bibby, 1/13/01	
Biggest Win: 30 points on 10/28/15 (106-76)			
Biggest Loss: 27 points on 3/19/03 (101-128)			

Franchise formerly Vancouver Grizzlies; moved to Memphis in 2001

MIAMI HEAT

601 Biscayne Boulevard  
Miami, FL 33132  
Phone: (786) 777-HEAT  
PR Twitter: @MiamiHEAT\_SMR  
www.heat.com



Managing General Partner..... Micky Arison  
President..... Pat Riley  
Sr. Vice President, Basketball Operations/General Manager..... Andy Elisburg  
Head Coach..... Erik Spoelstra  
Assistant Coaches..... Chris Quinn, Malik Allen, Caron Butler  
Head Athletic Trainer/Facility Health & Hygiene Manager..... Jay Sabol  
Home Court..... FTX Arena (19,600, 2000)

2021-2022 SEASON SERIES VS. MIAMI (2-1)

PLAYER	G	GS	MIN	-FIELD GOALS-			-3-POINT FG--			-FREE THROWS-			--REBOUNDS--		AST	PF	DQ	STL	TO	BLK	PTS	AVG	HI		
				FG	FGA	PCT	FG	FGA	PCT	FT	FTA	PCT	OFF	DEF										TOT	
LeVert (TOT)	2	2	68	12	31	.387	4	10	.400	16	17	.941	2	4	8	6	0	0	2	2	0	44	22.0	27	
Garland	3	3	110	15	46	.326	8	21	.381	18	19	.947	1	8	9	22	7	0	4	15	0	56	18.7	24	
Love	3	0	66	16	24	.667	12	18	.667	12	12	1.000	2	21	23	6	5	0	3	6	1	56	18.7	23	
Allen	2	2	63	13	14	.929	0	0	---	10	10	1.000	7	12	19	4	2	0	0	6	6	36	18.0	19	
Okoro	3	3	101	15	33	.455	2	3	.667	13	15	.867	3	25	28	11	7	0	4	5	5	45	15.0	19	
Mobley	3	3	94	15	26	.577	5	10	.500	2	2	1.000	3	7	10	5	7	0	1	5	1	37	12.3	18	
Markkanen	3	3	90	13	33	.394	5	18	.278	2	3	.667	1	8	9	3	5	0	2	2	1	33	11.0	15	
Stevens	3	0	55	8	18	.444	3	6	.500	1	1	1.000	1	8	9	2	8	0	0	3	2	20	6.7	12	
Rubio	2	0	53	4	14	.286	1	7	.143	4	5	.800	1	7	8	13	4	0	3	4	0	13	6.5	7	
Wade	1	1	20	2	4	.500	0	1	.000	1	1	1.000	0	1	1	0	3	0	1	0	0	5	5.0	5	
Frazier (TOT)	1	1	16	1	2	.500	1	2	.500	1	2	.500	0	2	2	4	1	0	0	3	0	4	4.0	4	
Osman	2	0	22	3	11	.273	2	6	.333	0	0	---	0	3	3	3	2	0	0	0	0	8	4.0	8	
Rondo (TOT)	1	0	14	1	2	.500	1	1	1.000	0	0	---	0	1	1	4	0	0	0	1	0	3	3.0	3	
Rondo (CLE)	1	0	14	1	2	.500	1	1	1.000	0	0	---	0	1	1	4	0	0	0	1	0	3	3.0	3	
Valentine	1	0	4	1	1	1.000	1	1	1.000	0	0	---	0	1	1	0	1	0	0	1	0	3	3.0	3	
Brown (TOT)	2	0	4	2	2	1.000	0	0	---	0	0	---	0	0	0	0	1	0	0	0	0	4	2.0	2	
Brown (CLE)	1	0	2	1	1	1.000	0	0	---	0	0	---	0	0	0	0	1	0	0	0	0	2	2.0	2	
Goodwin	1	0	2	1	1	1.000	0	0	---	0	0	---	0	0	0	1	0	0	0	0	0	2	2.0	2	
Nemishard	1	0	2	0	0	---	0	0	---	2	2	1.000	1	0	1	0	0	0	0	0	0	2	2.0	2	
Davis	2	0	14	0	0	---	0	0	---	0	0	---	1	4	5	0	1	0	0	0	1	0	0	0	0
Pangos	1	0	4	0	0	---	0	0	---	0	0	---	0	0	0	1	0	0	1	1	0	0	0	0	
Windler	1	0	4	0	0	---	0	0	---	0	0	---	0	1	1	1	1	0	0	0	0	0	0	0	
CAVALIERS	3	-	720	108	228	.474	40	92	.435	65	70	.929	21	107	128	76	54	0	19	53	17	321	107.0	111	
HEAT	3	-	720	111	256	.434	36	112	.321	38	49	.776	28	81	109	75	58	1	21	38	14	296	98.7	117	

2022-23 SCHEDULE VS. HEAT

11/20/22	at Cleveland	7:00 PM
1/31/23	at Cleveland	7:00 PM
3/8/23	at Miami	7:30 PM
3/10/23	at Miami	8:00 PM

2021-22 RESULTS VS. HEAT

12/1/21	at Miami (W)	111-85
12/13/21	at Cleveland (W)	105-94
3/11/22	at Miami (L)	105-117

ALL-TIME RESULTS

88-89	2-0	05-06	2-2
89-90	4-0	06-07	1-3
90-91	3-1	07-08	0-3
91-92	3-1	08-09	3-1
92-93	2-2	09-10	3-0
93-94	1-3	10-11	1-3
94-95	1-3	11-12	0-3
95-96	1-3	12-13	0-4
96-97	0-4	13-14	0-3
97-98	1-3	14-15	2-2
98-99	0-3	15-16	1-2
99-00	0-3	16-17	1-3
00-01	2-2	17-18	0-1
01-02	3-1	18-19	2-4
02-03	1-2	19-20	1-3
03-04	2-2	20-21	0-3
04-05	0-3	21-22	2-1
All-Time Record: 48-74			

SERIES NOTES

Overall Record: 48-74	Home: 34-26	RMFH: 24-25	Road: 14-48
Current Streak: Lost 1	Home Streak: Won 1	Road Streak: Lost 1	
Last Win: 12/13/21	Last Home Win: 12/13/21	Last Road Win: 12/01/21	
Last Loss: 3/11/22	Last Home Loss: 5/1/21	Last Road Loss: 3/11/22	

SERIES HIGHLIGHTS

Cavaliers Individual Bests:		Heat Individual Bests:	
Points: 47 - LeBron James (2), 3/12/06, 4/1/06		Points: 44 - Dwyane Wade, 4/1/06	
Rebs: 17 - LeBron James, 3/6/17		Rebs: 24 - Rony Seikaly, 12/11/91	
Assists: 12 - 7 Times		Assists: 15 - Shaw, 3/19/94, Douglas, 3/30/90	
Biggest Win: 68 points on 12/17/91 (148-80) - biggest win in franchise history			
Biggest Loss: 28 points on 2/2/06 (73-101), 12/2/10 (90-118) and 3/4/17 (92-120)			

MILWAUKEE BUCKS

1111 N. Vel R Phillips Ave.  
Milwaukee, WI 53203  
Phone: (414) 227-0500  
www.bucks.com



Owners ..... Wes Edens, Marc Lasry, Jamie Dinan, Mike Fascitelli  
General Manager ..... Jon Horst  
Head Coach ..... Mike Budenholzer  
Associate Head Coach ..... Charles Lee  
Assistant Coaches ..... Chad Forcier, Patrick St. Andrews, Vin Baker, Mike Dunlap, Josh Oppenheimer  
Head Athletic Trainer ..... Scott Faust  
Home Court ..... Fiserv Forum (17,500, 2018)

2021-2022 SEASON SERIES VS. MILWAUKEE (3-1)

PLAYER	G	GS	MIN	-FIELD GOALS-			-3-POINT FG--			-FREE THROWS-			-REBOUNDS-			AST	PF	DQ	STL	TO	BLK	PTS	AVG	HI
				FG	FGA	PCT	FG	FGA	PCT	FT	FTA	PCT	OFF	DEF	TOT									
Love	4	0	84	28	53	.528	20	39	.513	11	13	.846	4	26	30	11	4	0	4	6	0	87	21.8	32
Osman	4	0	114	25	50	.500	14	35	.400	6	7	.857	4	8	12	12	8	0	7	4	1	70	17.5	23
Markkanen	3	3	84	18	40	.450	8	23	.348	7	8	.875	2	14	16	4	5	0	0	2	1	51	17.0	23
Allen	3	3	101	20	30	.667	0	0	---	9	9	1.000	8	16	24	3	9	0	2	2	3	49	16.3	25
Garland	4	4	116	24	44	.545	9	17	.529	5	6	.833	0	11	11	31	0	0	2	7	0	62	15.5	22
Mobley	3	3	88	16	35	.457	2	7	.286	12	17	.706	8	15	23	4	6	0	1	1	6	46	15.3	18
LeVert (TOT)	3	3	88	17	33	.515	6	15	.400	5	6	.833	0	2	2	11	9	0	3	6	0	45	15.0	23
LeVert (CLE)	1	1	29	2	7	.286	0	5	.000	2	2	1.000	0	0	0	6	3	0	2	1	0	6	6.0	6
Rubio	2	0	57	8	21	.381	3	10	.300	3	3	1.000	1	8	9	19	5	0	3	4	1	22	11.0	15
Wade	2	2	36	7	12	.583	5	8	.625	0	0	---	1	5	6	6	4	0	2	0	1	19	9.5	10
Frazier (TOT)	2	1	51	7	16	.438	4	8	.500	0	0	---	2	2	4	8	8	0	0	1	0	18	9.0	13
Frazier (CLE)	1	1	63	10	24	.417	3	6	.500	3	3	1.000	6	8	14	4	4	0	5	7	1	26	6.5	8
Rondo (TOT)	3	0	57	7	18	.389	5	12	.417	0	0	---	1	7	8	18	7	0	2	5	0	19	6.3	8
Rondo (CLE)	2	0	45	4	13	.308	3	9	.333	0	0	---	0	6	6	18	5	0	2	4	0	11	5.5	6
Brown (TOT)	2	0	18	5	6	.833	0	0	---	1	2	.500	1	6	7	0	3	0	1	0	1	11	5.5	8
Brown (CLE)	1	0	9	4	5	.800	0	0	---	0	0	---	1	1	2	0	3	0	0	0	0	8	8.0	8
Valentine	1	0	12	1	3	.333	1	2	.500	0	0	---	0	2	2	1	1	0	0	1	0	3	3.0	3
Okoro	3	3	65	3	13	.231	1	6	.167	0	0	---	2	5	7	5	8	0	3	0	1	7	2.3	4
Nembhard	2	0	7	1	2	.500	0	0	---	0	0	---	0	1	1	1	0	0	2	0	2	1	0	2
Windler	3	0	26	1	5	.200	0	3	.000	0	0	---	1	4	5	2	5	0	1	1	0	2	0.7	2
Davis	2	0	11	0	0	---	0	0	---	0	0	---	0	5	5	0	3	0	1	0	1	0	0.0	0
Goodwin	2	0	9	0	2	.000	0	0	---	0	0	---	0	0	0	1	2	0	0	2	0	0	0.0	0
Pangos	2	0	4	0	2	.000	0	1	.000	0	0	---	0	1	1	1	0	0	0	0	0	0	0.0	0
CAVALIERS	4	-	960	172	361	.476	69	171	.404	58	68	.853	38	136	174	129	75	0	35	50	15	471	11.8	133
BUCKS	4	-	960	151	343	.440	46	132	.348	68	85	.800	39	140	179	88	68	0	29	65	14	416	104.0	115

2022-23 SCHEDULE VS. BUCKS		
11/16/22	at Milwaukee	8:00 PM
11/25/22	at Milwaukee	8:00 PM
12/21/22	at Cleveland	7:00 PM
1/21/23	at Cleveland	7:30 PM

2021-22 RESULTS VS. BUCKS		
12/6/21	at Milwaukee (L)	104-112
12/18/21	at Milwaukee (W)	119-90
1/26/22	at Cleveland (W)	115-99
4/10/22	at Cleveland (W)	133-115

ALL-TIME RESULTS		
70-71	0-4	96-97 2-2
71-72	0-4	97-98 2-2
72-73	1-3	98-99 1-2
73-74	0-4	99-00 1-3
74-75	1-3	00-01 1-3
75-76	4-0	01-02 3-1
76-77	4-0	02-03 0-4
77-78	3-1	03-04 2-2
78-79	1-3	04-05 2-2
79-80	0-2	05-06 3-1
80-81	0-6	06-07 4-0
81-82	0-6	07-08 1-3
82-83	1-5	08-09 4-0
83-84	1-5	09-10 3-1
84-85	1-5	10-11 1-3
85-86	1-5	11-12 0-4
86-87	1-5	12-13 2-2
87-88	2-4	13-14 2-2
88-89	3-3	14-15 3-1
89-90	3-2	15-16 3-1
90-91	2-3	16-17 3-1
91-92	3-1	17-18 3-1
92-93	4-1	18-19 1-3
93-94	3-2	19-20 0-3
94-95	4-0	20-21 0-3
95-96	4-0	21-22 3-1
All-Time Record: 97-128		

SERIES NOTES			
Overall Record: 97-128	Home: 60-53	RMFH: 37-17	Road: 37-75
Current Streak: Won 3	Home Streak: Won 2	Road Streak: Won 1	
Last Win: 4/10/22	Last Home Win: 4/10/22	Last Road Win: 12/18/21	
Last Loss: 12/6/21	Last Home Loss: 2/6/21	Last Road Loss: 12/6/21	
SERIES HIGHLIGHTS			
Cavaliers Individual Bests:		Bucks Individual Bests:	
Points: 55 - LeBron James, 2/20/09		Points: 53 - K. Abdul-Jabbar (2), 2/9/72, 11/4/70	
Rebs: 24 - Andre Drummond, 1/9/21		Rebs: 22 - Swen Nater, 11/4/76	
Assists: 19 - Andre Miller, 2/13/02		Assists: 18 - Lester Conner, 2/23/91	
Biggest Win: 43 points on 1/24/76 (132-89)			
Biggest Loss: 45 points on 1/27/71 (73-118)			



MINNESOTA TIMBERWOLVES

600 Hennepin Avenue, Suite 300  
Minneapolis, MN 55403  
Phone: (612) 673-1600  
Fax: (612) 673-1699  
www.timberwolves.com



Owner..... Glen Taylor  
Executive Vice President of Basketball Operations..... Sachin Gupta  
Head Coach..... Chris Finch  
Assistant Coaches..... Micah Nori, Pablo Prigioni, Elston Turner, Kevin Hanson, Kevin Burleson, Jim Boylan  
Vice President of Player Health/Head Athletic Trainer..... Gregg Farnam  
Home Court..... Target Center (19,356, 1990)

2021-2022 SEASON SERIES VS. MINNESOTA (1-1)

PLAYER	G	GS	MIN	FIELD GOALS			3-POINT FG			FREE THROWS			REBOUNDS			AST	PF	DQ	STL	TO	BLK	PTS	AVG	HI
				FG	FGA	PCT	FG	FGA	PCT	FT	FTA	PCT	OFF	DEF	TOT									
Love	2	0	49	11	24	.458	8	17	.471	14	14	1.000	1	17	18	8	0	0	2	4	1	44	22.0	26
Allen	2	2	60	18	21	.857	0	0	---	6	7	.857	4	14	18	3	5	0	1	3	3	42	21.0	21
Goodwin	1	1	35	7	13	.538	2	4	.500	1	1	1.000	2	2	4	12	4	0	2	0	0	17	17.0	17
Osman	2	0	56	10	19	.526	6	12	.500	8	10	.800	1	1	2	9	7	0	4	4	0	34	17.0	21
Markkanen	2	2	57	9	15	.600	5	11	.455	6	8	.750	0	6	6	3	4	0	2	6	0	29	14.5	19
Mobley	2	2	58	10	18	.556	1	4	.250	5	6	.833	2	16	18	5	7	0	0	7	4	26	13.0	15
Garland	1	1	31	5	10	.500	2	5	.400	0	0	---	0	2	2	12	2	0	1	5	0	12	12.0	12
Okoro	2	2	59	8	15	.533	2	6	.333	4	5	.800	4	4	8	2	2	0	1	1	1	22	11.0	16
LeVert (TOT)	1	1	34	3	14	.214	1	7	.143	2	2	1.000	2	2	4	3	2	0	0	0	0	9	9.0	9
Rubio	1	0	23	2	9	.222	1	4	.250	1	2	.500	1	3	4	8	3	0	0	3	0	6	6.0	6
Pangos	1	0	5	2	4	.500	1	3	.333	0	0	---	0	1	1	0	1	0	0	0	0	5	5.0	5
Rondo (TOT)	2	0	47	4	11	.364	2	7	.286	0	0	---	2	11	13	16	3	0	2	8	0	10	5.0	7
Fall	1	0	5	1	3	.333	0	0	---	0	1	.000	0	0	0	0	1	0	0	0	1	2	2.0	2
Frazier (TOT)	1	0	4	1	1	1.000	0	0	---	0	0	---	0	0	0	1	1	0	0	1	0	2	2.0	2
Frazier (CLE)	1	0	4	1	1	1.000	0	0	---	0	0	---	0	0	0	1	1	0	0	1	0	2	2.0	2
Stevens	2	0	11	1	4	.250	0	1	.000	2	2	1.000	0	0	0	0	2	0	0	1	0	4	2.0	4
Valentine	1	0	5	0	0	---	0	0	---	0	0	---	0	1	1	0	0	0	0	0	0	0	0.0	0
Wade	2	0	20	0	3	.000	0	3	.000	0	0	---	1	2	3	0	1	0	0	0	0	0	0.0	0
CAVALIERS	2	-	480	85	159	.535	28	70	.400	47	56	.839	16	69	85	63	40	0	13	39	10	245	122.5	123
TIMBERWOLVES	2	-	480	83	178	.466	29	81	.358	38	47	.809	18	53	71	54	50	0	21	27	11	233	116.5	127

2022-23 SCHEDULE VS. T'WOLVES		
11/13/22	at Cleveland	6:00 PM
1/14/23	at Minnesota	8:00 PM

2021-22 RESULTS VS. T'WOLVES		
12/10/21	at Minnesota (W)	123-106
2/28/22	at Cleveland (L)	122-127

ALL-TIME RESULTS			
89-90	1-1	06-07	2-0
90-91	1-1	07-08	2-0
91-92	2-0	08-09	2-0
92-93	2-0	09-10	2-0
93-94	2-0	10-11	0-2
94-95	1-1	11-12	1-0
95-96	2-0	12-13	0-2
96-97	2-0	13-14	1-1
97-98	2-0	14-15	2-0
98-99	0-0	15-16	2-0
99-00	0-2	16-17	2-0
00-01	0-2	17-18	1-1
01-02	2-0	18-19	0-2
02-03	0-2	19-20	1-1
03-04	1-1	20-21	1-1
04-05	1-1	21-22	1-1
05-06	1-1		
All-Time Record: 39-24			

SERIES NOTES			
Overall Record: 39-24	Home: 21-11	RMFH: 16-10	Road: 19-13
Current Streak: Lost 1	Home Streak: Lost 1	Road Streak: Won 1	
Last Win: 12/10/21	Last Home Win: 2/1/21	Last Road Win: 12/10/21	
Last Loss: 2/28/22	Last Home Loss: 2/28/22	Last Road Loss: 1/31/21	
SERIES HIGHLIGHTS			
Cavaliers Individual Bests:		Timberwolves Individual Bests:	
Points: 45 - LeBron James, 11/21/07		Points: 41 - Andrew Wiggins 2/14/17	
Rebs: 22 - Andre Drummond, 1/31/21		Rebs: 19 - Kevin Love, 12/4/10	
Assists: 15 - LeBron James, 2/7/18 (OT)		Assists: 16 - Brandon, 3/21/00 (OT), Rubio, 2/14/17	
Biggest Win: 33 points on 11/22/94 (112-79), 2/22/94 (114-81) and 1/29/02 (114-81)			
Biggest Loss: 29 points on 11/13/13 (95-124)			

# NEW ORLEANS PELICANS

5800 Airline Drive  
Metairie, LA 70003  
Phone: (504) 593-4700  
www.pelicans.com



Governor..... Gayle Benson  
Executive Vice President of Basketball Operations..... David Griffin  
General Manager..... Trajan Langdon  
Head Coach..... Willie Green  
Assistant Coaches..... Jarron Collins, Casey Hill, Fred Vinson, Teresa Weatherspoon  
Head Athletic Trainer..... Tom Maystadt  
Home Court..... Smoothie King Center (16,867, 2002)

2021-2022 SEASON SERIES VS. NEW ORLEANS (1-1)																								
PLAYER	G	GS	MIN	-FIELD GOALS-			-3-POINT FG--			-FREE THROWS-			--REBOUNDS--			AST	PF	DQ	STL	TO	BLK	PTS	AVG	HI
				FG	FGA	PCT	FG	FGA	PCT	FT	FTA	PCT	OFF	DEF	TOT									
Rubio	1	0	37	10	25	.400	3	7	.429	4	4	1.000	2	11	13	9	1	0	2	1	2	27	27.0	27
Goodwin	1	0	27	8	11	.727	3	4	.750	2	2	1.000	0	1	1	1	5	0	1	3	0	21	21.0	21
Love	2	0	65	13	29	.448	10	20	.500	3	4	.750	3	12	15	6	1	0	1	1	2	39	19.5	24
Allen	1	1	34	7	12	.583	0	0	---	2	2	1.000	2	6	8	1	0	0	0	0	2	16	16.0	16
Markkanen	1	1	31	6	15	.400	0	4	.000	2	2	1.000	1	4	5	2	4	0	2	1	0	14	14.0	14
Mobley	2	2	53	10	19	.526	1	4	.250	5	6	.833	2	10	12	2	5	0	1	2	3	28	13.0	22
Stevens	1	0	23	5	6	.833	0	0	---	1	2	.500	0	4	4	2	2	0	3	1	2	11	11.0	11
Okoro	2	2	56	6	11	.545	2	3	.667	6	8	.750	4	1	5	4	7	0	1	4	0	20	10.0	14
Osman	1	1	38	3	16	.188	0	7	.000	1	1	1.000	0	2	2	12	4	0	0	1	0	7	7.0	7
Valentine	1	0	24	2	4	.500	2	4	.500	0	0	---	0	3	3	3	3	0	0	0	0	6	6.0	6
Rondo (TOT)	1	0	18	2	7	.286	1	3	.333	0	0	---	0	2	2	2	1	0	0	1	0	5	5.0	5
Rondo (CLE)	1	0	18	2	7	.286	1	3	.333	0	0	---	0	2	2	2	1	0	0	1	0	5	5.0	5
Anderson	1	0	14	0	2	.000	0	2	.000	2	2	1.000	0	1	1	2	1	0	0	0	0	2	2.0	2
Wade	2	2	53	1	12	.083	1	11	.091	0	0	---	3	4	7	5	4	0	1	1	1	3	1.5	3
Pangos	1	0	9	0	3	.000	0	3	.000	0	0	---	1	0	1	2	0	0	0	0	0	0	0.0	0
CAVALIERS	2	-	480	73	172	.424	23	72	.319	28	33	.848	18	61	79	53	38	0	12	18	12	197	98.5	104
HORNETS	2	-	480	69	165	.418	22	66	.333	38	47	.809	24	71	95	50	34	0	9	26	16	198	99.0	108

2022-23 SCHEDULE VS. PELICANS		
1/16/23	at Cleveland	3:00 PM
2/10/23	at New Orleans	10:00 PM

2021-22 RESULTS VS. PELICANS		
12/28/21	at New Orleans (L)	104-108
1/31/22	at Cleveland (W)	93-90

ALL-TIME RESULTS		
02-03	1-3	12-13 1-1
03-04	3-1	13-14 0-2
04-05	2-0	14-15 1-1
05-06	2-0	15-16 1-1
06-07	1-1	16-17 1-1
07-08	0-2	17-18 1-1
08-09	1-1	18-19 0-2
09-10	2-0	19-20 0-2
10-11	0-2	20-21 0-2
11-12	0-1	21-22 1-1
All-Time Record: 18-25		

SERIES NOTES			
Overall Record: 18-25	Home: 14-8	RMFH: 14-8	Road: 4-17
Current Streak: Won 1	Home Streak: Won 1	Road Streak: Lost 11	
Last Win: 1/31/22	Last Home Win: 1/31/22	Last Road Win: 3/24/10	
Last Loss: 12/28/21	Last Home Loss: 4/11/21	Last Road Loss: 12/28/21	
SERIES HIGHLIGHTS			
Cavaliers Individual Bests:		Pelicans Individual Bests:	
Points: 49 - Kyrie Irving, 1/23/17		Points: 38 - Anthony Davis, 1/9/19, Zion Williamson, 4/11/21	
Rebs: 18 - Drew Gooden, 12/26/04		Rebs: 17- Gustavo Ayon , 2/22/12, Steven Adams, 3/12/21	
Assists: 14 - LeBron James, 12/26/04		Assists: 20 - Chris Paul, 3/26/08	
Biggest Win: 15 points on 2/6/16 (99-84)			
Biggest Loss: 38 points on 1/5/19 (98-133)			

Franchise formerly Charlotte Hornets; moved to New Orleans in 2002; split time between New Orleans and Oklahoma City in 2005-06 and 2006-07; changed team name from Hornets to Pelicans prior to the start of the 2013-14 season and returned all historical date prior to the 2002-03 season to the Charlotte Bobcats/Hornets

NEW YORK KNICKS

Madison Square Garden  
Two Pennsylvania Plaza  
New York, NY 10121  
Phone: (212) 465-6471



Executive Chairman, The Madison Square Garden Company ..... James L. Dolan  
President ..... Leon Rose  
General Manager ..... Scott Perry  
Head Coach ..... Tom Thibodeau  
Associate Head Coach ..... Johnnie Bryant  
Assistant Coaches ..... Darren Erman, Andy Greer, Dice Yoshimoto  
Head Athletic Trainer ..... Roger Hinds  
Home Court ..... Madison Square Garden (19,812, 1968)

2021-2022 SEASON SERIES VS. NEW YORK (3-0)

PLAYER	G	GS	MIN	-FIELD GOALS-			-3-POINT FG--			-FREE THROWS-			-REBOUNDS-			AST	PF	DQ	STL	TO	BLK	PTS	AVG	HI
				FG	FGA	PCT	FG	FGA	PCT	FT	FTA	PCT	OFF	DEF	TOT									
Rubio	1	0	31	13	19	.684	8	9	.889	3	3	1.000	0	3	3	10	1	0	1	4	0	37	37.0	37
Mobley	2	2	74	17	27	.630	2	5	.400	5	9	.556	8	13	21	10	1	0	1	5	1	41	20.5	26
Allen	1	1	34	8	15	.533	0	0	---	2	4	.500	6	11	17	4	3	0	2	3	0	18	18.0	18
LeVert (TOT)	4	4	126	27	60	.450	5	17	.294	13	15	.867	1	13	14	20	10	0	7	7	3	72	18.0	21
LeVert (CLE)	1	1	36	8	16	.500	3	7	.429	0	0	---	1	5	6	6	3	0	2	2	0	19	19.0	19
Garland	3	3	110	20	52	.385	10	20	.500	3	4	.750	0	5	5	30	5	0	3	13	0	53	17.7	24
Love	2	0	51	12	22	.545	9	19	.474	2	2	1.000	0	16	16	4	7	0	2	3	1	35	17.5	20
Okoro	2	2	63	13	21	.619	1	4	.250	3	5	.600	5	3	8	4	3	0	0	1	1	30	15.0	16
Markkanen	1	1	24	2	3	.667	1	2	.500	5	6	.833	0	9	9	1	4	0	0	0	0	10	10.0	10
Wade	2	2	62	6	14	.429	6	12	.500	1	2	.500	0	8	8	0	6	0	6	0	0	19	9.5	13
Brown (TOT)	2	1	33	7	12	.583	0	0	---	2	2	1.000	4	11	15	0	3	0	0	0	1	16	8.0	16
Brown (CLE)	1	1	30	7	10	.700	0	0	---	2	2	1.000	3	10	13	0	3	0	0	0	1	16	16.0	16
Rondo (TOT)	1	0	18	3	4	.750	2	3	.667	0	0	---	0	4	4	3	2	0	1	2	0	8	8.0	8
Rondo (CLE)	1	0	18	3	4	.750	2	3	.667	0	0	---	0	4	4	3	2	0	1	2	0	8	8.0	8
Sexton	1	1	13	4	8	.500	0	3	.000	0	0	---	0	1	1	4	1	0	0	0	0	8	8.0	8
Stevens	3	0	53	7	12	.583	0	1	.000	3	5	.600	4	6	10	0	3	0	2	1	0	17	5.7	8
Osman	3	0	60	2	16	.125	2	14	.143	6	7	.857	1	8	9	7	7	0	0	4	2	12	4.0	10
Windler	3	0	28	4	8	.500	4	6	.667	0	1	.000	0	6	6	1	6	0	3	0	3	11	3.7	9
Goodwin	1	0	10	1	2	.500	0	0	---	0	0	---	0	0	0	0	0	0	1	1	0	2	2.0	2
Valentine	1	0	1	1	1	1.000	0	0	---	0	0	---	0	0	0	0	0	0	0	0	0	2	2.0	2
Davis	2	1	20	0	2	.000	0	0	---	2	2	1.000	2	4	6	2	5	0	0	0	0	2	1.0	2
Fall	0	0	1	0	0	---	0	0	---	0	0	---	0	0	0	0	0	0	0	0	0	0.0	0	
CAVALIERS	3	-	720	128	252	.508	47	105	.448	37	52	.712	30	112	142	86	60	0	21	49	6	340	113.3	126
KNICKERBOCKERS	3	-	720	105	246	.427	34	99	.343	59	79	.747	24	88	112	61	52	1	26	34	14	303	101.0	109

2022-23 SCHEDULE VS. KNICKS

10/30/22	at Cleveland	6:00 PM
12/4/22	at New York	6:00 PM
1/24/23	at New York	7:30 PM
3/31/23	at Cleveland	7:30 PM

2021-22 RESULTS VS. KNICKS

11/7/21	at New York (W)	126-109
1/24/22	at Cleveland (W)	95-93
4/2/22	at New York (W)	119-101

ALL-TIME RESULTS

70-71	0-4	96-97	1-3
71-72	1-5	97-98	1-2
72-73	0-6	98-99	1-2
73-74	1-5	99-00	3-1
74-75	1-3	00-01	2-2
75-76	3-2	01-02	2-2
76-77	2-2	02-03	1-2
77-78	3-1	03-04	4-0
78-79	2-2	04-05	1-3
79-80	3-3	05-06	1-2
80-81	0-5	06-07	2-2
81-82	0-6	07-08	2-1
82-83	1-5	08-09	4-0
83-84	1-5	09-10	3-0
84-85	3-3	10-11	3-1
85-86	4-1	11-12	2-2
86-87	4-1	12-13	0-3
87-88	2-4	13-14	2-2
88-89	2-2	14-15	2-1
89-90	2-2	15-16	4-0
90-91	3-1	16-17	4-0
91-92	4-0	17-18	2-2
92-93	1-3	18-19	3-0
93-94	0-4	19-20	1-3
94-95	2-2	20-21	1-2
95-96	3-1	21-22	3-0
All-Time Record: 103-116			

SERIES NOTES

Overall Record: 103-116	Home: 63-47	RMFH: 32-19	Road: 40-69
Current Streak: Won 3	Home Streak: Won 2	Road Streak: Won 2	
Last Win: 4/2/22	Last Home Win: 1/24/22	Last Road Win: 4/2/22	
Last Loss: 1/29/21	Last Home Loss: 12/29/20	Last Road Loss: 1/29/21	

SERIES HIGHLIGHTS

Cavaliers Individual Bests:		Kniks Individual Bests:	
Points: 52- LeBron James, 2/4/09		Points: 44 - Patrick Ewing, 11/7/93 (OT)	
Rebs: 23 - Andre Drummond, 1/15/21		Rebs: 22 - 3 Times	
Assists: 18 - Mark Price, 2/15/89		Assists: 19 - Michael Ray Richardson, 3/21/81	
Biggest Win: 36 points on 12/3/08 (118-82)			
Biggest Loss: 35 points on 3/20/01 (75-110)			

# OKLAHOMA CITY THUNDER

208 Thunder Dr.  
Oklahoma City, OK 73102  
Phone: 405-208-4800  
www.okcthunder.com



Chairman ..... Clay Bennett  
Executive Vice President/General Manager ..... Sam Presti  
Head Coach ..... Mark Daigneault  
Assistant Coaches ..... Dave Bliss, Mike Wilks, David Akinyoye, Kameron Woods  
Vice President of Human & Player Performance ..... Donnie Strack  
Home Court ..... Paycom Center (18,203, 2008)

## 2021-2022 SEASON SERIES VS. OKLAHOMA CITY (2-0)

PLAYER	G	GS	MIN	-FIELD GOALS-			-3-POINT FG--			-FREE THROWS-			--REBOUNDS--		AST	PF	DQ	STL	TO	BLK	PTS	AVG	HI	
				FG	FGA	PCT	FG	FGA	PCT	FT	FTA	PCT	OFF	DEF										TOT
Garland	2	2	73	20	40	.500	2	11	.182	8	8	1.000	2	4	6	29	7	0	2	10	0	50	25.0	27
Mobley	2	2	72	14	26	.538	1	2	.500	6	11	.545	6	16	22	3	3	0	0	6	3	35	17.5	20
Allen	2	2	68	11	18	.611	0	0	---	5	14	.357	12	14	26	4	2	0	0	3	2	27	13.5	14
Markkanen	2	2	45	7	14	.500	5	10	.500	2	2	1.000	0	7	7	1	3	0	4	0	1	21	10.5	12
Love	2	0	44	6	15	.400	3	11	.273	7	11	.636	0	8	8	3	1	0	2	0	0	19	9.5	13
Okoro	2	1	60	4	11	.364	0	6	.000	7	8	.875	1	4	5	2	8	0	3	5	2	15	7.5	8
Osman	2	0	32	4	11	.364	1	7	.143	3	5	.600	0	1	1	1	3	0	0	0	0	12	6.0	10
Stevens	2	1	32	5	10	.500	1	4	.250	0	0	----	0	2	2	0	4	0	2	1	1	11	5.5	6
Rondo (TOT)	2	0	31	3	11	.273	1	3	.333	0	0	----	1	2	3	10	3	0	2	4	0	7	3.5	7
Wade	1	0	13	1	3	.333	0	2	.000	1	5	.200	1	2	3	0	1	0	0	0	1	3	3.0	3
Windler	2	0	20	2	6	.333	2	6	.333	0	0	----	0	4	4	2	1	0	0	1	0	6	3.0	6
Goodwin	2	0	21	1	9	.111	0	3	.000	0	0	----	4	3	7	5	0	0	2	0	0	2	1.0	2
CAVALIERS	2	-	480	75	163	.460	15	62	.242	36	60	.600	26	65	91	50	33	0	11	32	10	201	100.5	107
THUNDER	2	-	480	69	168	.411	22	68	.324	29	38	.763	25	67	92	33	49	1	18	31	8	189	94.5	102

### 2022-23 SCHEDULE VS. THUNDER

12/10/22 at Cleveland 7:30 PM  
1/27/23 at Oklahoma City 8:00 PM

### 2021-22 RESULTS VS. THUNDER

1/15/22 at Oklahoma City (W) 107-102  
1/22/22 at Cleveland (W) 94-87

### SERIES NOTES

Overall Record: 51-68 Home: 33-26 RMFH: 11-15 Road: 18-42  
Current Streak: Won 3 Home Streak: Won 1 Road Streak: Won 2  
Last Win: 1/22/22 Last Home Win: 1/22/22 Last Road Win: 1/15/22  
Last Loss: 2/21/21 Last Home Loss: 2/21/21 Last Road Loss: 2/5/20

### SERIES HIGHLIGHTS

Cavaliers Individual Bests: Thunder Individual Bests:  
Points: 44 - LeBron James, 12/13/09 Points: 48 - Spencer Haywood, 1/7/72  
Rebs: 20 - Carlos Boozer, 1/20/04 Rebs: 24 - Pete Cross, 11/13/70  
Assists: 20 - Lenny Wilkens, 11/27/73 Assists: 20 - Russell Westbrook, 1/20/18  
Biggest Win: 35 points on 11/26/08 (117-82)  
Biggest Loss: 35 points on 11/3/80 (83-118)

Franchise formerly Seattle Sonics; moved to Oklahoma City in 2008

### ALL-TIME RESULTS

70-71 0-4 96-97 0-2  
71-72 0-4 97-98 0-2  
72-73 3-1 98-99 0-0  
73-74 2-2 99-00 0-2  
74-75 2-2 00-01 0-2  
75-76 3-1 01-02 0-2  
76-77 3-1 02-03 1-1  
77-78 3-1 03-04 2-0  
78-79 2-2 04-05 0-2  
79-80 0-2 05-06 1-1  
80-81 0-2 06-07 1-1  
81-82 0-2 07-08 1-1  
82-83 1-1 08-09 2-0  
83-84 1-1 09-10 2-0  
84-85 1-1 10-11 0-2  
85-86 1-1 11-12 1-0  
86-87 1-1 12-13 1-1  
87-88 1-1 13-14 1-1  
88-89 1-1 14-15 1-1  
89-90 1-1 15-16 2-0  
90-91 1-1 16-17 1-1  
91-92 1-1 17-18 1-1  
92-93 1-1 18-19 0-2  
93-94 1-1 19-20 0-2  
94-95 0-2 20-21 1-1  
95-96 0-2 21-22 2-0  
All-Time Record: 51-68

# ORLANDO MAGIC

400 West Church Street, Suite 250  
Orlando, FL 32801  
Phone: (407) 916-2400  
www.orlandomagic.com



Chairman/Governor ..... Dan DeVos  
President of Basketball Operations ..... Jeff Weltman  
General Manager ..... John Hammond  
Head Coach ..... Jamahl Mosley  
Assistant Coaches.....Nate Tibbetts, Jesse Memmys, Dale Osbourne, Bret Brielmaier, Lionel Chalmers, Bruce Kreutzer, Dylan Murphy  
Head Athletic Trainer ..... Ernest Eugene  
Home Court ..... Amway Center (18,846, 2010)

## 2021-2022 SEASON SERIES VS. ORLANDO (2-1)

PLAYER	G	GS	MIN	-FIELD GOALS-			-3-POINT FG--			-FREE THROWS-			--REBOUNDS--			AST	PF	DQ	STL	TO	BLK	PTS	AVG	HI
				FG	FGA	PCT	FG	FGA	PCT	FT	FTA	PCT	OFF	DEF	TOT									
Garland	3	3	117	29	62	.468	10	23	.435	10	13	.769	2	11	13	33	2	0	6	8	2	78	26.0	27
Markkanen	3	3	96	21	44	.477	13	29	.448	10	10	1.000	2	10	12	1	6	0	3	2	65	21.7	25	
Allen	1	1	36	8	9	.889	0	0	---	3	4	.750	4	7	11	3	3	0	0	1	2	19	19.0	19
LeVert (TOT)	3	3	99	18	47	.383	1	11	.091	8	12	.667	2	14	16	15	5	0	3	7	2	45	15.0	26
LeVert (CLE)	2	2	64	8	23	.348	0	5	.000	3	4	.750	2	9	11	10	3	0	1	5	1	19	9.5	11
Love	3	0	77	15	34	.441	8	24	.333	3	3	1.000	3	24	27	7	3	0	0	6	1	41	13.7	19
Osman	2	0	37	7	18	.389	5	11	.455	2	2	1.000	0	7	7	2	1	0	1	1	1	21	10.5	11
Mobley	2	2	46	8	15	.533	2	4	.500	1	4	.250	3	9	12	4	2	0	0	2	4	19	9.5	13
Okoro	3	3	92	9	19	.474	2	6	.333	3	5	.600	3	8	11	3	6	0	3	2	23	7.7	11	
Brown (TOT)	2	1	34	6	9	.667	0	0	---	2	4	.500	5	10	15	0	4	0	1	2	3	14	7.0	10
Brown (CLE)	2	1	34	6	9	.667	0	0	---	2	4	.500	5	10	15	0	4	0	1	2	3	14	7.0	10
Rubio	1	0	27	1	6	.167	1	5	.200	2	2	1.000	0	4	4	8	4	0	1	3	0	5	5.0	5
Winder	1	0	16	1	4	.250	0	2	.000	3	4	.750	0	9	9	2	1	0	2	0	0	5	5.0	5
Stevens	3	0	53	5	11	.455	0	3	.000	2	2	1.000	1	5	6	1	5	0	1	0	1	12	4.0	6
Goodwin	1	0	9	1	2	.500	1	2	.500	0	0	---	0	0	0	1	1	0	0	1	0	3	3.0	3
Rondo (TOT)	1	0	14	1	3	.333	1	2	.500	0	0	---	0	1	1	4	1	0	1	2	0	3	3.0	3
Rondo (CLE)	1	0	14	1	3	.333	1	2	.500	0	0	---	0	1	1	4	1	0	1	2	0	3	3.0	3
CAVALIERS	3	-	720	120	259	.463	43	116	.371	44	57	.772	25	114	139	79	42	0	20	40	17	327	109.0	115
MAGIC	3	-	720	124	268	.463	34	104	.327	31	51	.608	24	107	131	83	59	1	26	33	14	313	104.3	120

### 2022-23 SCHEDULE VS. MAGIC

10/26/22	at Cleveland	7:00 PM
12/2/22	at Cleveland	7:30 PM
4/4/23	at Orlando	7:00 PM
4/6/23	at Orlando	7:00 PM

### 2021-22 RESULTS VS. MAGIC

11/27/21	at Cleveland (W)	105-92
3/28/22	at Cleveland (W)	107-101
4/5/22	at Orlando (L)	115-120

### ALL-TIME RESULTS

89-90	4-1	06-07	1-2
90-91	2-0	07-08	1-3
91-92	3-1	08-09	1-2
92-93	2-2	09-10	2-2
93-94	2-2	10-11	0-4
94-95	1-3	11-12	0-3
95-96	1-2	12-13	3-1
96-97	2-2	13-14	4-0
97-98	2-2	14-15	3-0
98-99	1-2	15-16	4-0
99-00	2-1	16-17	3-0
00-01	1-3	17-18	2-2
01-02	1-3	18-19	1-2
02-03	0-4	19-20	0-3
03-04	2-2	20-21	0-3
04-05	3-1	21-22	2-1
05-06	3-1		
All-Time Record: 59-59			

### SERIES NOTES

Overall Record: 59-59	Home: 36-22	RMFH: 29-20	Road: 23-37
Current Streak: Lost 1	Home Streak: Won 2	Road Streak: Lost 7	
Last Win: 3/28/22	Last Home Win: 3/28/22	Last Road Win: 1/6/18	
Last Loss: 4/5/22	Last Home Loss: 4/28/21	Last Road Loss: 4/5/22	

### SERIES HIGHLIGHTS

Cavaliers Individual Bests:		Magic Individual Bests:	
Points: 43 - LeBron James, 3/17/09		Points: 45 - Victor Oladipo, 3/18/16	
Rebs: 25 - Anderson Varejao, 1/2/14		Rebs: 21 - Nikola Vucevic, 4/7/13	
Assists: 17 - Mark Price, 4/16/93		Assists: 21 - Scott Skiles, 4/16/93	
Biggest Win: 35 points on 12/11/15 (111-76)			
Biggest Loss: 30 points on 11/3/01 (69-99)			

PHILADELPHIA 76ERS

Philadelphia 76ers Training Complex  
3 Banner Way  
Camden, NJ 08103  
P: (215) 339-7600  
www.sixers.com



Managing Partner..... Josh Harris  
President, Basketball Operations..... Daryl Morey  
General Manager..... Elton Brand  
Head Coach..... Doc Rivers  
Assistant Coaches..... Dan Burke, David Joerger, Eric Hughes, Sam Cassell, Jamie Young, Brian Adams  
Head Athletic Trainer..... Kevin Johnson  
Home Court..... Wells Fargo Center (20,007, 1996)

2021-2022 SEASON SERIES VS. PHILADELPHIA (0-4)																			
PLAYER	G	S	MIN	FIELD GOALS			3-POINT			FREE THROWS			REBOUNDS			AST	PF	DQ	STL
				FG	FGA	PCT	FG	FGA	PCT	FT	FTA	PCT	OFF	DEF	TOT				
Gariand	4	4	153	33	78	.423	11	23	.478	21	22	.955	5	12	17	31	6	0	7
Allen	2	2	69	14	20	.700	0	0	---	5	6	.833	3	9	12	1	5	0	1
LeVert (TOT)	4	2	119	23	55	.418	4	13	.308	6	8	.750	1	8	9	23	5	0	3
LeVert (CLE)	3	1	94	18	45	.400	3	11	.273	5	6	.833	1	6	7	20	3	0	3
Okoro	4	4	134	13	20	.650	3	7	.429	18	23	.783	3	11	14	6	10	0	1
Markkanen	3	3	89	12	28	.429	6	14	.429	5	6	.833	3	15	18	4	12	1	3
Osman	3	0	64	11	24	.458	6	16	.375	7	8	.875	0	5	5	7	4	0	2
Mobley	3	3	95	12	20	.600	0	3	.000	7	8	.875	4	17	21	6	11	0	1
Wade	1	1	25	4	7	.571	2	5	.400	0	0	---	0	4	4	2	5	0	0
Love	4	0	82	12	33	.364	8	25	.320	3	4	.750	4	20	24	7	8	0	1
Brown (TOT)	2	1	31	7	14	.500	0	0	---	3	6	.500	4	10	14	0	7	0	2
Brown (CLE)	2	1	31	7	14	.500	0	0	---	3	6	.500	4	10	14	0	7	0	2
Stevens	4	1	67	13	21	.619	0	4	.000	7	8	.875	1	9	10	6	8	0	2
Rondo (TOT)	1	0	14	2	3	.667	2	3	.667	0	0	---	0	1	1	2	2	0	0
Rondo (CLE)	1	0	14	2	3	.667	2	3	.667	0	0	---	0	1	1	2	2	0	0
Goodwin	3	0	22	3	3	1.000	1	1	1.000	3	5	.600	1	4	5	4	1	0	1
Davis	2	0	9	0	0	---	0	0	---	0	0	---	0	1	1	3	1	0	0
Frazier (TOT)	1	0	17	0	1	.000	0	1	.000	0	0	---	0	0	0	0	3	0	0
Winderl	1	0	11	0	1	.000	0	1	.000	0	0	---	1	1	2	1	0	0	0
CAVALIERS	4	-	960	154	317	.486	42	113	.372	84	102	.824	30	125	155	100	83	1	27
76ERS	4	-	960	153	313	.489	47	118	.398	105	123	.854	30	129	159	94	89	1	34

2022-23 SCHEDULE VS. 76ERS		
11/30/22	at Cleveland	7:00 PM
2/15/23	at Philadelphia	7:00 PM
3/15/23	at Cleveland	7:30 PM

2021-22 RESULTS VS. 76ERS		
2/12/22	at Philadelphia (L)	93-103
3/4/22	at Philadelphia (L)	119-125
3/16/22	at Cleveland (L)	114-118
4/3/22	at Cleveland (L)	108-112

ALL-TIME RESULTS			
70-71	1-3	96-97	3-0
71-72	2-4	97-98	3-1
72-73	6-0	98-99	1-2
73-74	5-1	99-00	0-4
74-75	3-1	00-01	0-4
75-76	3-2	01-02	0-3
76-77	1-3	02-03	0-4
77-78	1-3	03-04	3-1
78-79	2-2	04-05	0-3
79-80	1-5	05-06	2-2
80-81	0-6	06-07	3-1
81-82	0-5	07-08	2-1
82-83	0-5	08-09	3-1
83-84	2-4	09-10	3-0
84-85	4-2	10-11	2-2
85-86	0-6	11-12	0-3
86-87	2-4	12-13	1-3
87-88	3-2	13-14	3-1
88-89	3-2	14-15	2-1
89-90	2-2	15-16	4-0
90-91	2-2	16-17	3-0
91-92	4-0	17-18	2-2
92-93	4-0	18-19	1-2
93-94	4-0	19-20	1-3
94-95	3-1	20-21	2-1
95-96	4-0	21-22	0-4
All-Time Record: 106-114			

SERIES NOTES			
Overall Record: 106-114	Home: 61-48	RMFH: 26-24	Road: 45-66
Current Streak: Lost 5	Home Streak: Lost 3	Road Streak: Lost 2	
Last Win: 2/27/21	Last Home Win: 12/27/20	Last Road Win: 2/27/21	
Last Loss: 4/3/22	Last Home Loss: 4/3/22	Last Road Loss: 13/4/22	
SERIES HIGHLIGHTS			
Cavaliers Individual Bests:		76ers Individual Bests:	
Points: 44 - LeBron James, 4/6/18		Points: 54 - Allen Iverson, 1/6/01	
Rebs: 23 - Rick Roberson, 1/12/73 (2 OT)		Rebs: 25 - Caldwell Jones, 2/11/81 (OT)	
Assists: 22 - Andre Miller, 12/15/01		Assists: 16 - Cheeks, 1/9/88, Iverson, 4/8/05	
Biggest Win: 43 points on 1/15/94 (110-67)			
Biggest Loss: 54 points on 11/2/70 (87-141)			

PHOENIX SUNS

201 E. Jefferson Street  
Phoenix, AZ 85004  
Phone: (602) 379-7900  
Fax: (602) 379-7867  
www.suns.com



Managing Partner..... Robert Sarver  
General Manager..... James Jones  
Head Coach..... Monty Williams  
Associate Head Coach..... Kevin Young  
Assistant Coaches..... Mark Bryant, Randy Ayers, Bryan Gates, Michael Ruffin, Jarrett Jack, Steve Scalzi  
Director, Medical Services/Head Athletic Trainer..... David Crewe  
Home Court..... Footprint Center (18,055, 1992)

2021-2022 SEASON SERIES VS. PHOENIX (0-2)

PLAYER	G	GS	MIN	FIELD GOALS			3-POINT			FREE THROWS			REBOUNDS			AST	PF	DQ	STL	TO	BLK	PTS	AVG	HI
				FG	FGA	PCT	FG	FGA	PCT	FT	FTA	PCT	OFF	DEF	TOT									
Osman	2	0	59	16	30	.533	11	19	.579	0	0	---	1	6	7	4	6	0	3	4	0	43	21.5	23
Garland	2	2	62	13	30	.433	1	11	.091	3	5	.600	1	5	6	12	7	1	3	8	1	30	15.0	19
Allen	2	2	61	11	13	.846	0	0	---	7	9	.778	7	12	19	2	2	0	1	3	0	29	14.5	25
Love	2	0	42	9	21	.429	4	11	.364	3	3	1.000	3	17	20	3	6	0	0	2	0	25	12.5	14
Markkanen	2	2	61	8	18	.444	4	11	.364	5	5	1.000	2	10	12	2	4	0	2	1	2	25	12.5	14
Rubio	2	0	54	8	35	.229	4	14	.286	3	6	.500	0	8	8	8	4	0	2	4	0	23	11.5	15
Sexton	1	1	19	4	7	.571	0	2	.000	2	3	.667	0	1	1	0	2	0	0	6	0	10	10.0	10
Winder	1	0	16	4	8	.500	0	3	.000	0	0	---	2	2	4	1	1	0	1	0	0	8	8.0	8
Okoro	1	1	34	2	8	.250	1	4	.250	0	1	.000	2	1	3	4	2	0	1	0	0	5	5.0	5
Wade	2	1	35	2	7	.286	1	6	.167	0	0	---	4	2	6	1	6	0	0	0	0	5	2.5	5
Mobley	1	1	21	1	6	.167	0	1	.000	0	0	---	1	3	4	4	1	0	0	0	0	2	2.0	2
Stevens	1	0	6	1	2	.500	0	0	---	0	0	---	0	0	0	1	0	0	1	2	0	2	2.0	2
Valentine	2	0	11	0	3	.000	0	1	.000	0	0	---	0	1	1	1	3	0	2	0	0	0	0.0	0
CAVALIERS	2	-	480	79	188	.420	26	83	.313	23	32	.719	23	68	91	43	44	1	15	29	3	207	103.5	115
SUNS	2	-	480	84	170	.494	14	48	.292	39	55	.709	17	81	98	53	37	0	16	30	5	221	110.5	120

2022-23 SCHEDULE VS. SUNS

1/4/23	at Cleveland	7:00 PM
1/8/23	at Phoenix	8:00 PM

2021-22 RESULTS VS. SUNS

10/30/31	at Phoenix (L)	92-101
11/24/21	at Cleveland (L)	115-120

ALL-TIME RESULTS

70-71	0-4	96-97	1-1
71-72	0-4	97-98	2-0
72-73	1-3	98-99	1-0
73-74	1-3	99-00	0-2
74-75	2-2	00-01	0-2
75-76	3-1	01-02	1-1
76-77	2-1	02-03	0-2
77-78	1-2	03-04	0-2
78-79	0-4	04-05	1-1
79-80	1-1	05-06	1-1
80-81	1-1	06-07	0-2
81-82	0-2	07-08	0-2
82-83	0-2	08-09	2-0
83-84	1-1	09-10	2-0
84-85	1-1	10-11	0-2
85-86	2-0	11-12	1-1
86-87	1-1	12-13	0-2
87-88	1-1	13-14	1-1
88-89	2-0	14-15	1-1
89-90	1-1	15-16	2-0
90-91	0-2	16-17	2-0
91-92	1-1	17-18	2-0
92-93	2-0	18-19	1-1
93-94	0-2	19-20	0-0
94-95	1-1	20-21	0-2
95-96	2-0	21-22	0-2
All-Time Record: 48-69			

SERIES NOTES

Overall Record: 48-69	Home: 32-26	RMFH: 12-14	Road: 16-43
Current Streak: Lost 5	Home Streak: Lost 2	Road Streak: Lost 3	
Last Win: 2/21/19	Last Home Win: 2/21/19	Last Road Win: 3/13/18	
Last Loss: 11/24/21	Last Home Loss: 11/24/21	Last Road Loss: 10/30/21	

SERIES HIGHLIGHTS

Cavaliers Individual Bests:		Suns Individual Bests:	
Points: 46 - LeBron James, 1/14/06		Points: 39 - Paul Westphal, 3/19/78	
Rebs: 22 - Zydrunas Ilgauskas, 11/1/02		Rebs: 22 - Lamar Green, 11/5/71	
Assists: 17 - Andre Miller, 3/25/02		Assists: 21 - Steve Nash, 1/11/07	
Biggest Win: 25 points on 3/23/18 (120-95)			
Biggest Loss: 35 points on 2/11/79 (101-136)			



# PORTLAND TRAIL BLAZERS

One Center Court, Suite 200  
Portland, OR 97227  
Phone: (503) 234-9291  
www.trailblazers.com



Chair..... Jody Allen  
President of Basketball Operations..... Neil Olshey  
Head Coach..... Chauncey Billups  
Assistant Coaches..... Scott Brooks, Roy Rogers, Steve Hetzel, Rodney Billups, Matt Brase  
Head Athletic Trainer..... Geoff Clark  
Home Court..... Moda Center (19,441, 1995)

## 2021-2022 SEASON SERIES VS. PORTLAND (2-0)

PLAYER	G	GS	MIN	FIELD GOALS			3-POINT FG			FREE THROWS			REBOUNDS			AST	PF	DO	STL	TO	BLK	PTS	AVG	HI
				FG	FGA	PCT	FG	FGA	PCT	FT	FTA	PCT	OFF	DEF	TOT									
Garland	2	2	75	16	28	.615	10	14	.714	3	3	1.000	0	3	3	16	3	0	2	6	0	45	22.5	26
Sexton	1	1	33	8	13	.615	2	4	.500	3	3	1.000	0	3	3	2	1	0	0	5	0	21	21.0	21
Allen	2	2	73	14	21	.667	0	1	.000	9	13	.692	7	23	30	5	6	0	3	4	1	37	18.5	24
Markkanen	1	1	33	4	9	.444	2	6	.333	5	6	.833	0	1	1	5	2	0	1	0	1	15	15.0	15
Mobley	2	2	74	12	25	.480	0	1	.000	5	10	.500	5	14	19	3	2	0	1	5	3	29	14.5	18
Osman	2	0	47	9	16	.563	8	14	.571	0	0	---	0	6	6	1	2	0	1	1	0	26	13.0	14
Windler	2	0	30	6	7	.857	5	5	1.000	2	2	1.000	0	3	3	4	2	0	1	1	0	19	9.5	13
Love	1	0	27	3	9	.333	2	6	.333	0	2	.000	1	6	7	2	1	0	0	1	0	8	8.0	8
Wade	1	1	23	3	7	.429	1	4	.250	0	0	---	0	3	3	2	5	0	0	0	0	7	7.0	7
Rondo (TOT)	2	0	29	3	15	.200	2	10	.200	5	6	.833	0	8	8	5	4	0	2	2	0	13	6.5	11
Rondo (CLE)	1	0	17	2	9	.222	2	8	.250	5	6	.833	0	5	5	3	3	0	1	1	0	11	11.0	11
Stevens	1	1	17	1	5	.200	0	2	.000	1	2	.500	0	3	3	1	1	0	0	0	0	3	3.0	3
Rubio	1	0	31	0	7	.000	0	4	.000	0	0	---	0	3	3	7	1	0	1	1	0	0	0.0	0
CAVALIERS	2	-	480	78	154	.506	32	69	.464	33	47	.702	13	73	86	51	29	0	11	28	5	221	110.5	114
TRAIL BLAZERS	2	-	480	77	182	.423	29	72	.403	22	36	.611	26	64	90	46	38	0	20	21	11	205	102.5	104

### 2022-23 SCHEDULE VS. BLAZERS

11/23/22 at Cleveland 7:00 PM  
1/12/23 at Portland 10:00 PM

### 2021-22 RESULTS VS. BLAZERS

11/3/21 at Cleveland (W) 107-104  
1/7/22 at Portland (W) 114-101

### SERIES NOTES

Overall Record: 56-72 Home: 37-27 RMFH: 17-9 Road: 19-45  
Current Streak: Won 2 Home Streak: Won 1 Road Streak: Won 1  
Last Win: 1/7/22 Last Home Win: 11/3/21 Last Road Win: 1/7/22  
Last Loss: 5/5/21 Last Home Loss: 5/5/21 Last Road Loss: 2/12/21

### SERIES HIGHLIGHTS

#### Cavaliers Individual Bests:

Points: 55 - Kyrie Irving, 1/28/15

Rebs: 23 - Robinson, 2/27/83, Roberson, 11/7/71

Assists: 20 - Bobby Washington, 11/7/71

#### Blazers Individual Bests:

Points: 40 - Johnson, 11/26/86, Lillard, 11/23/16

Rebs: 24 - Bill Walton, 10/18/74 (4 OT)

Assists: 17 - Rick Adelman, 11/19/71

Biggest Win: 37 points on 2/24/89 (128-91)

Biggest Loss: 50 points on 11/21/82 (79-129)

### ALL-TIME RESULTS

70-71 2-10 96-97 1-1  
71-72 4-2 97-98 1-1  
72-73 1-3 98-99 0-0  
73-74 4-0 99-00 1-1  
74-75 2-2 00-01 1-1  
75-76 4-0 01-02 0-2  
76-77 2-2 02-03 0-2  
77-78 0-4 03-04 1-1  
78-79 0-4 04-05 2-0  
79-80 0-2 05-06 1-1  
80-81 1-1 06-07 1-1  
81-82 1-1 07-08 2-0  
82-83 1-1 08-09 2-0  
83-84 1-1 09-10 2-0  
84-85 1-1 10-11 0-2  
85-86 0-2 11-12 0-1  
86-87 1-1 12-13 1-1  
87-88 1-1 13-14 0-2  
88-89 2-0 14-15 1-1  
89-90 1-1 15-16 1-1  
90-91 0-2 16-17 1-1  
91-92 0-2 17-18 1-1  
92-93 0-2 18-19 0-2  
93-94 2-0 19-20 1-0  
94-95 1-1 20-21 0-2  
95-96 1-1 21-22 2-0  
All-Time Record: 56-72

SACRAMENTO KINGS

500 David J. Stern Walk  
Sacramento, CA 95814  
Phone: (916) 928-0000  
www.kings.com



Owner and Chairman ..... Vivek Ranadivé  
General Manager ..... Monte McNair  
Head Coach ..... Mike Brown  
Associate Head Coach ..... Jordi Fernandez  
Assistant Coaches ..... Doug Christie, Jay Triano, Luke Loucks, Leandro Barbosa  
Head Athletic Trainer ..... Joe Resendez  
Home Court ..... Golden 1 Center (17,583, 2016)

2021-2022 SEASON SERIES VS. SACRAMENTO (2-0)

PLAYER	G	GS	MIN	-FIELD GOALS-			-3-POINT FG-			-FREE THROWS-			--REBOUNDS--		AST	PF	DQ	STL	TO	BLK	PTS	AVG	HI	
				FG	FGA	PCT	FG	FGA	PCT	FT	FTA	PCT	OFF	DEF										TOT
Okoro	1	1	30	7	9	.778	2	3	.667	4	4	1.000	1	3	4	3	1	0	2	2	0	20	20.0	20
Allen	2	2	69	13	22	.591	0	2	.000	11	12	.917	8	20	28	2	2	0	3	0	5	37	18.5	19
Osman	2	0	58	11	25	.440	6	16	.375	5	7	.714	1	4	5	3	5	0	1	1	1	33	16.5	18
Mobley	2	2	80	15	28	.536	0	1	.000	2	3	.667	4	18	22	7	5	0	1	3	3	32	16.0	17
Rubio	1	0	26	4	9	.444	2	3	.667	5	6	.833	0	2	2	3	5	0	3	4	0	15	15.0	15
Love	2	0	34	9	20	.450	5	13	.385	6	7	.857	0	7	7	3	3	0	0	3	2	29	14.5	18
Garland	2	2	71	12	30	.400	2	12	.167	2	2	1.000	1	10	11	24	5	0	4	9	1	28	14.0	16
Markkanen	2	2	59	7	22	.318	3	11	.273	1	2	.500	1	6	7	3	8	1	2	2	1	18	9.0	15
Stevens	1	1	20	4	5	.800	1	1	1.000	0	0	---	2	1	3	2	3	0	1	2	1	9	9.0	9
Rondo (TOT)	2	0	29	4	8	.500	1	4	.250	0	0	---	2	8	10	7	3	0	2	4	0	9	4.5	5
Rondo (CLE)	1	0	20	2	5	.400	1	3	.333	0	0	---	1	3	4	6	2	0	2	3	0	5	5.0	5
Wade	2	0	8	0	0	---	0	0	---	0	0	---	2	0	2	0	2	0	0	1	0	0	0.0	0
Windler	1	0	4	0	0	---	0	0	---	0	0	---	0	0	0	0	1	0	0	0	0	0	0.0	0
CAVALIERS	2	-	480	84	175	.480	22	65	.338	36	43	.837	21	74	95	56	42	1	19	31	14	226	113.0	117
KINGS	2	-	480	80	184	.435	21	58	.362	30	44	.682	26	65	91	39	37	0	18	29	9	211	105.5	108

2022-23 SCHEDULE VS. KINGS		
11/9/22	at Sacramento	10:00 PM
12/9/22	at Cleveland	7:30 PM

2021-22 RESULTS VS. KINGS		
12/11/21	at Cleveland (W)	117-103
1/10/22	at Sacramento (W)	109-108

ALL-TIME RESULTS		
70-71	1-5	96-97 2-0
71-72	2-6	97-98 2-0
72-73	2-2	98-99 0-0
73-74	0-4	99-00 0-2
74-75	2-2	00-01 1-1
75-76	1-3	01-02 0-2
76-77	3-1	02-03 0-2
77-78	2-2	03-04 0-2
78-79	1-3	04-05 0-2
79-80	2-0	05-06 1-1
80-81	0-2	06-07 2-0
81-82	1-1	07-08 2-0
82-83	1-1	08-09 2-0
83-84	0-2	09-10 2-0
84-85	2-0	10-11 1-1
85-86	2-0	11-12 1-0
86-87	1-1	12-13 0-2
87-88	2-0	13-14 1-1
88-89	2-0	14-15 1-1
89-90	2-0	15-16 2-0
90-91	1-1	16-17 1-1
91-92	2-0	17-18 1-1
92-93	1-1	18-19 0-2
93-94	2-0	19-20 0-0
94-95	1-1	20-21 0-2
95-96	1-1	21-22 2-0
All-Time Record: 61-62		

SERIES NOTES			
Overall Record: 61-62	Home: 39-24	RMFH: 15-11	Road: 22-38
Current Streak: Won 2	Home Streak: Won 1	Road Streak: Won 1	
Last Win: 1/10/22	Last Home Win: 12/11/22	Last Road Win: 1/10/22	
Last Loss: 3/27/21	Last Home Loss: 3/22/21	Last Road Loss: 3/27/21	
SERIES HIGHLIGHTS			
Cavaliers Individual Bests:		Kings Individual Bests:	
Points: 51 - LeBron James, 3/13/09		Points: 45 - Nate Archibald, 3/26/72	
Rebs: 24 - Brad Daugherty, 3/8/91		Rebs: 24 - Sam Lacey, 2/19/72	
Assists: 17 - Miller, 11/6/01, Bagley, 2/2/85		Assists: 18 - 3 Times	
Biggest Win: 33 points on 12/5/74 (124-91)			
Biggest Loss: 44 points on 1/12/14 (80-124)			

SAN ANTONIO SPURS

One AT&T Center  
San Antonio, TX 78219  
Phone: (210) 444-5500  
www.spurs.com



Managing Partner.....Peter J. Holt  
President & CEO.....RC Buford  
President of Basketball Operations/Head Coach.....Gregg Popovich  
Assistant Coaches.....Mitch Johnson, Brett Brown, Matt Nielsen, Darius Songaila  
Head Athletic Trainer.....Will Sevensen  
Home Court.....AT&T Center (18,354, 2002)

2021-2022 SEASON SERIES VS. SAN ANTONIO (2-2)

PLAYER	G	GS	MIN	-FIELD GOALS-			-3-POINT FG--			-FREE THROWS-			--REBOUNDS--			AST	PF	DQ	STL	TO	BLK	PTS	AVG	HI
				FG	FGA	PCT	FG	FGA	PCT	FT	FTA	PCT	OFF	DEF	TOT									
Gairland	2	2	68	23	40	.575	7	11	.636	6	8	1.000	0	9	9	14	3	0	2	7	1	59	29.5	32
Mobley	2	2	72	13	30	.433	0	2	.000	7	10	.700	6	12	18	5	2	0	2	4	2	33	16.5	18
Allen	2	2	63	14	22	.636	0	0	---	4	6	.667	7	23	30	3	2	0	2	3	1	32	16.0	17
LeVert (TOT)	2	1	52	10	30	.333	4	10	.400	3	4	.750	0	3	3	9	3	0	1	3	0	27	13.5	16
LeVert (CLE)	1	0	28	4	11	.364	1	3	.333	2	2	1.000	0	1	1	2	2	0	1	0	0	11	11.0	11
Osman	2	0	43	7	16	.438	4	8	.500	4	9	.444	2	1	3	2	2	0	1	2	0	22	11.0	14
Okoro	2	1	44	6	12	.500	2	4	.500	6	8	.750	1	4	5	2	2	0	2	2	0	20	10.0	14
Markkanen	1	1	34	4	5	.800	0	1	.000	0	0	---	1	5	6	0	2	0	1	1	1	8	8.0	8
Love	2	0	41	6	20	.300	1	7	.143	1	4	.250	3	11	14	2	4	0	0	2	0	14	7.0	7
Stevens	2	1	33	4	10	.400	0	0	---	0	1	.000	2	4	6	2	1	0	1	0	0	8	4.0	8
Goodwin	2	0	12	3	6	.500	1	1	1.000	0	0	---	0	1	1	5	1	0	0	0	0	7	3.5	7
Rondo (TOT)	4	0	73	5	15	.333	1	6	.167	2	2	1.000	0	9	9	17	5	0	2	4	1	13	3.3	8
Rondo (CLE)	1	0	22	1	3	.333	1	2	.500	2	2	1.000	0	3	3	4	3	0	1	1	0	5	5.0	5
Davis	1	0	2	0	0	---	0	0	---	0	0	---	0	0	0	0	0	0	0	0	0	0	0.0	0
Pangos	1	0	2	0	0	---	0	0	---	0	0	---	0	0	0	0	0	0	0	0	0	0	0.0	0
Wade	1	1	16	0	2	.000	0	2	.000	0	0	---	0	1	1	1	1	0	0	0	0	0	0.0	0
Windler	1	0	2	0	0	---	0	0	---	0	0	---	0	0	0	0	0	0	1	0	0	0	0.0	0
CAVALIERS	2	-	480	85	177	.480	17	41	.415	32	48	.667	22	75	97	42	25	0	15	24	5	219	109.5	114
SPURS	2	-	480	80	191	.419	23	67	.343	18	24	.750	25	68	93	46	41	0	14	28	9	201	100.5	109

2022-23 SCHEDULE VS. SPURS

12/12/22	at San Antonio	8:30 PM
2/13/23	at Cleveland	7:00 PM

2021-22 RESULTS VS. SPURS

1/14/22	at San Antonio (W)	114-109
2/9/22	at Cleveland (W)	105-92

ALL-TIME RESULTS

76-77	2-2	99-00	1-1
77-78	0-4	00-01	0-2
78-79	0-4	01-02	1-1
79-80	4-2	02-03	0-2
80-81	1-1	03-04	1-1
81-82	0-2	04-05	0-2
82-83	0-2	05-06	1-1
83-84	1-1	06-07	2-0
84-85	1-1	07-08	1-1
85-86	1-1	08-09	2-0
86-87	1-1	09-10	1-1
87-88	2-0	10-11	0-2
88-89	2-0	11-12	0-2
89-90	1-1	12-13	0-2
90-91	0-2	13-14	0-2
91-92	1-1	14-15	1-1
92-93	1-1	15-16	1-1
93-94	0-2	16-17	0-2
94-95	0-2	17-18	0-2
95-96	0-2	18-19	0-2
96-97	0-2	19-20	2-0
97-98	0-2	20-21	1-1
98-99	1-0	21-22	2-0
All-Time Record: 36-65			

SERIES NOTES

Overall Record: 36-65	Home: 26-25	RMFH: 11-17	Road: 10-40
Current Streak: Won 3	Home Streak: Won 1	Road Streak: Won 3	
Last Win: 2/9/22	Last Home Win: 2/9/22	Last Road Win: 1/14/22	
Last Loss: 3/19/21	Last Home Loss: 3/19/21	Last Road Loss: 3/28/19	

SERIES HIGHLIGHTS

Cavaliers Individual Bests:		Spurs Individual Bests:	
Points: 57 - Kyrie Irving, 3/12/15 (OT)		Points: 47 - George Garvin, 10/18/79	
Rebs: 22 - Bill Laimbeer, 2/19/81		Rebs: 21 - Dennis Rodman, 2/28/95, Keldon Johnson, 3/19/21	
Assists: 18 - Mark Price, 3/23/93		Assists: 17 - Johnny Moore, 11/10/84	
Biggest Win: 37 points on 3/23/93 (127-90)			
Biggest Loss: 35 points on 4/3/12 (90-125)			

TORONTO RAPTORS

Toronto Raptors Training Centre  
30 British Columbia Road  
Toronto, Ontario, Canada  
M6K 3C3  
Phone: (416) 815-2801  
Arena: (416) 815-5600  
www.raptors.com



Chairman of the Board/ NBA Board of Governors ..... Lawrence M. Tanenbaum, O.C.  
Vice-Chairman and President ..... Masai Ujiri  
General Manager ..... Bobby Webster  
Head Coach ..... Nick Nurse  
Assistant Coaches ..... Nate Bjorkgren, Adrian Griffin, Nathaniel Mitchell, Earl Watson, Sergio Scariolo, Fab Flournoy, Trevor Gleeson, Jon Goodwillie  
Head Athletic Trainer ..... Scott McCullough  
Home Court ..... Scotiabank Arena (19,800, 1995)

2021-2022 SEASON SERIES VS. TORONTO (3-1)

PLAYER	G	GS	MIN	FIELD GOALS			3-POINT FG			FREE THROWS			REBOUNDS			AST	PF	DQ	STL	TO	BLK	PTS	AVG	HI
				FG	FGA	PCT	FG	FGA	PCT	FT	FTA	PCT	OFF	DEF	TOT									
Markkanen	3	3	96	23	41	.561	6	21	.286	10	11	.909	3	21	24	2	4	0	1	4	2	62	20.7	22
Garland	4	4	138	29	59	.492	7	23	.304	13	13	1.000	3	8	11	36	4	0	5	19	0	78	19.5	22
Valentine	1	0	26	6	11	.545	5	9	.556	0	0	---	1	8	9	2	1	0	2	0	0	17	17.0	17
Love	3	2	81	16	28	.571	11	19	.579	6	6	1.000	4	24	28	7	4	0	3	3	0	49	16.3	22
Mobley	3	3	114	21	36	.583	1	4	.250	6	12	.500	8	22	30	7	8	0	0	7	7	49	16.3	20
LeVert (TOT)	3	2	73	18	34	.529	7	12	.583	2	4	.500	0	7	7	6	3	0	2	6	0	45	15.0	19
LeVert (CLE)	1	0	24	4	9	.444	3	4	.750	0	0	---	0	1	1	1	0	0	0	2	0	11	11.0	11
Rubio	2	1	46	10	21	.476	3	7	.429	4	4	1.000	2	5	7	10	7	0	3	5	0	27	13.5	16
Osman	3	0	69	13	33	.394	8	22	.364	4	6	.667	1	3	4	6	7	0	2	4	1	38	12.7	17
Allen	2	2	49	8	10	.800	1	1	1.000	5	6	.833	5	12	17	0	0	0	1	3	3	22	11.0	16
Sexton	1	1	32	4	18	.222	1	5	.200	0	0	---	3	2	5	2	2	0	1	2	0	9	9.0	9
Stevens	2	0	33	6	14	.429	2	4	.500	4	6	.667	2	5	7	2	4	0	1	3	0	18	9.0	16
Wade	3	2	71	12	23	.522	2	9	.222	1	1	1.000	4	6	10	4	9	0	2	1	0	27	9.0	17
Anderson	1	0	31	3	5	.600	1	3	.333	0	0	---	0	5	5	4	3	0	1	2	0	7	7.0	7
Pangos	1	0	16	2	6	.333	2	6	.333	0	0	---	0	0	0	6	1	0	1	0	0	6	6.0	6
Scott	1	0	9	3	6	.500	0	1	.000	0	0	---	1	1	2	0	0	0	1	0	1	6	6.0	6
Kornet	1	0	13	1	5	.200	0	1	.000	2	3	.667	2	1	3	0	1	0	0	0	1	4	4.0	4
Okoro	2	2	49	3	14	.214	2	6	.333	0	0	---	2	3	5	5	5	0	0	2	1	8	4.0	6
Fall	1	0	11	1	2	.500	0	0	---	1	2	.500	3	4	7	2	1	0	0	1	2	3	3.0	3
Goodwin	2	0	16	2	4	.500	0	1	.000	2	2	1.000	1	2	3	5	1	0	1	1	0	6	3.0	6
Nembhard	2	0	14	2	5	.400	0	0	---	0	0	---	0	1	1	6	1	0	0	0	0	4	2.0	4
Davis	2	0	8	1	1	1.000	0	0	---	1	4	.250	3	2	5	0	0	0	0	0	0	3	1.5	3
Brown (TOT)	1	0	2	0	0	---	0	0	---	0	0	---	0	1	1	0	0	0	0	0	0	0	0.0	0
Brown (CLE)	1	0	2	0	0	---	0	0	---	0	0	---	0	1	1	0	0	0	0	0	0	0	0.0	0
Windler	2	0	13	0	2	.000	0	2	.000	0	0	---	0	0	0	2	1	0	0	0	0	0	0.0	0
CAVALIERS	4	-	960	170	353	.482	55	148	.372	59	76	.776	48	137	185	109	66	0	25	65	18	454	113.5	144
RAPTORS	4	-	960	158	371	.426	43	124	.347	54	77	.701	57	116	173	87	74	0	43	47	19	413	103.3	117

2022-23 SCHEDULE VS. RAPTORS		
10/19/22	at Toronto	7:30 PM
11/28/22	at Toronto	7:30 PM
12/23/22	at Cleveland	7:30 PM
2/26/23	at Cleveland	6:00 PM

2021-22 RESULTS VS. RAPTORS		
11/5/21	at Toronto (W)	102-101
12/26/21	at Cleveland (W)	144-99
3/6/22	at Cleveland (W)	104-96
3/24/22	at Toronto (L)	104-117

ALL-TIME RESULTS		
95-96	3-1	09-10 3-1
96-97	3-1	10-11 1-2
97-98	3-1	11-12 1-3
98-99	2-2	12-13 2-2
99-00	0-4	13-14 1-2
00-01	0-4	14-15 3-1
01-02	1-3	15-16 1-2
02-03	3-1	16-17 3-1
03-04	1-3	17-18 2-1
04-05	3-1	18-19 1-3
05-06	3-0	19-20 0-3
06-07	3-1	20-21 1-2
07-08	3-1	21-22 3-1
08-09	3-0	
All-Time Record: 53-47		

SERIES NOTES			
Overall Record: 53-47	Home: 30-20	RMFH: 30-20	Road: 23-27
Current Streak: Lost 1	Home Streak: Won 2	Road Streak: Lost 1	
Last Win: 3/6/22	Last Home Win: 3/6/22	Last Road Win: 11/5/21	
Last Loss: 3/24/22	Last Home Loss: 4/10/21	Last Road Loss: 3/24/22	
SERIES HIGHLIGHTS			
Cavaliers Individual Bests:		Raptors Individual Bests:	
Points: 56 - LeBron James, 3/20/05		Points: 44 - Gary Trent Jr., 4/10/21	
Rebs: 19 - Tristan Thompson, 12/1/18		Rebs: 18 - Williams, 1/3/03, Valanciunas, 1/11/18	
Assists: 17 - Miller, 2/12/02, Knight, 3/4/98		Assists: 17 - Jose Calderon, 1/5/11	
Biggest Win: 45 points on 12/26/21 (144-99)			
Biggest Loss: 34 points on 1/11/18 (99-133)			

UTAH JAZZ

Zions Bank Basketball Campus  
1420 S 500 W  
Salt Lake City, UT 84115  
Phone: (801) 325-2500  
www.utahjazz.com



Owner..... Ryan Smith  
General Manager..... Justin Zanik  
Head Coach..... Will Hardy  
Assistant Coaches..... Alex Jensen, Bryan Bailey, Lamar Skeeter, Sean Sheldon  
Director of Medical Training/Head Athletic Trainer..... Eric Waters  
Home Court..... Vivint Arena (18,306, 1991)

2021-2022 SEASON SERIES VS. UTAH (1-1)

PLAYER	G	GS	MIN	-FIELD GOALS-			-3-POINT FG-			-FREE THROWS-			-REBOUNDS-			AST	PF	DQ	STL	TO	BLK	PTS	AVG	HI
				FG	FGA	PCT	FG	FGA	PCT	FT	FTA	PCT	OFF	DEF	TOT									
Garland	2	2	69	14	30	.467	6	16	.375	8	8	1.000	2	12	14	19	5	0	5	6	1	42	21.0	31
Rubio	1	0	31	6	11	.545	2	6	.333	1	2	.500	0	4	4	2	1	0	1	1	1	15	15.0	15
Allen	2	2	63	12	19	.632	0	0	---	5	5	1.000	4	13	17	4	2	0	2	6	3	29	14.5	17
Markkanen	2	2	70	12	21	.571	5	10	.500	0	1	.000	5	6	11	1	3	0	0	0	1	29	14.5	20
Mobley	2	2	73	13	24	.542	1	2	.500	7	14	.500	7	14	21	10	2	0	1	4	2	29	14.5	15
Stevens	2	1	35	11	17	.647	1	3	.333	2	2	1.000	1	7	8	2	3	0	2	1	0	25	12.5	23
Love	2	0	40	6	16	.375	3	9	.333	4	4	1.000	1	8	9	2	0	0	4	0	0	19	9.5	16
Osman	2	0	51	7	19	.368	3	12	.250	2	4	.500	0	6	6	4	5	0	4	3	0	19	9.5	11
Okoro	1	1	26	2	9	.222	2	7	.286	0	0	---	2	1	3	3	2	0	2	1	0	6	6.0	6
Goodwin	1	0	14	1	3	.333	1	1	1.000	0	0	---	0	1	1	1	2	0	1	0	0	3	3.0	3
Winder	1	0	2	1	2	.500	1	2	.500	0	0	---	0	0	0	0	0	0	0	0	3	3.0	3	
Nembhard	1	0	2	0	0	---	0	0	---	0	0	---	0	0	0	0	0	0	0	0	0	0.0	0	0
Pangos	1	0	2	0	0	---	0	0	---	0	0	---	0	1	1	0	0	0	0	0	0	0.0	0	0
Wade	1	0	3	0	1	.000	0	0	---	0	0	---	0	0	0	0	0	0	0	0	0	0.0	0	0
CAVALIERS	2	-	480	85	172	.494	25	68	.368	24	30	.800	22	73	95	48	25	0	18	29	8	219	109.5	111
JAZZ	2	-	480	74	175	.423	36	95	.379	16	21	.762	18	60	78	35	30	0	15	24	7	200	100.0	109

2022-23 SCHEDULE VS. JAZZ			
12/19/22	at Cleveland	7:00 PM	
1/20/23	at Utah	9:00 PM	

2021-22 RESULTS VS. JAZZ			
12/5/21	at Cleveland (L)	108-109	
1/12/22	at Utah (W)	111-91	

ALL-TIME RESULTS			
74-75	6-1	98-99	0-1
75-76	4-3	99-00	0-2
76-77	2-2	00-01	1-1
77-78	2-2	01-02	0-2
78-79	2-2	02-03	1-1
79-80	1-1	03-04	1-1
80-81	1-1	04-05	2-0
81-82	2-0	05-06	2-0
82-83	0-2	06-07	1-1
83-84	0-2	07-08	1-1
84-85	1-1	08-09	2-0
85-86	0-2	09-10	1-1
86-87	0-2	10-11	0-2
87-88	0-2	11-12	0-2
88-89	1-1	12-13	1-1
89-90	1-1	13-14	2-0
90-91	0-2	14-15	1-1
91-92	1-1	15-16	1-1
92-93	1-1	16-17	1-1
93-94	1-1	17-18	1-1
94-95	1-1	18-19	0-2
95-96	0-2	19-20	0-1
96-97	1-1	20-21	0-2
97-88	1-1	21-22	1-1
All-Time Record: 49-61			

SERIES NOTES			
Overall Record: 49-61	Home: 33-22	RMFH: 17-10	Road: 16-39
Current Streak: Won 1	Home Streak: Lost 4	Road Streak: Won 1	
Last Win: 1/12/22	Last Home Win: 12/16/17	Last Road Win: 1/12/22	
Last Loss: 12/5/21	Last Home Loss: 12/5/21	Last Road Loss: 3/29/21	
SERIES HIGHLIGHTS			
Cavaliers Individual Bests:		Jazz Individual Bests:	
Points: 51 - LeBron James, 1/21/06		Points: 46 - Adrian Dantley, 1/16/82	
Rebs: 20 - Elmore Smith, 2/7/78		Rebs: 23 - Rich Kelley, 1/6/79	
Assists: 18 - John Bagley, 11/22/85		Assists: 22 - John Stockton, 12/11/89 (OT)	
Biggest Win: 27 points on 3/16/03 (122-95)			
Biggest Loss: 39 points on 3/29/21 (75-114)			

# WASHINGTON WIZARDS

601 F Street NW  
Washington, DC 20004  
Phone: (202) 661-5000  
Fax: (202) 661-5113  
www.WashingtonWizards.com



Chairman & CEO ..... Ted Leonsis  
General Manager ..... Tommy Sheppard  
Head Coach ..... Wes Unseld Jr.  
Assistant Coaches ..... Pat Delany, Joseph Blair, Mike Miller, Zach Guthrie, Ryan Richman, Dean Oliver, Alex McLean  
Director of Player Health ..... Dr. Michael Ashton  
Home Court ..... Capital One Arena (20,362, 1997)

## 2021-2022 SEASON SERIES VS. WASHINGTON (2-2)

PLAYER	G	GS	MIN	-FIELD GOALS-			-3-POINT FG-			-FREE THROWS-			-REBOUNDS-			AST	PF	DQ	STL	TO	BLK	PTS	AVG	HI
				FG	FGA	PCT	FG	FGA	PCT	FT	FTA	PCT	OFF	DEF	TOT									
Garland	2	2	70	19	33	.576	8	16	.500	5	5	1.000	1	8	9	14	8	1	2	11	0	51	25.5	32
Allen	3	3	109	26	35	.743	0	0	---	7	12	.583	13	24	37	6	6	0	6	8	4	59	19.7	28
LeVert (TOT)	1	1	33	9	18	.500	1	2	.500	0	0	---	0	0	0	2	3	0	1	1	3	19	19.0	19
Markkanen	3	3	97	15	42	.357	11	25	.440	8	9	.889	3	17	20	7	3	0	1	3	2	49	16.3	23
Mobley	4	4	130	26	61	.426	1	6	.167	7	9	.778	11	19	30	12	12	0	1	7	8	60	15.0	21
Osman	2	0	57	10	19	.526	3	9	.333	5	8	.625	0	10	10	6	4	0	3	3	0	28	14.0	19
Love	3	1	61	12	34	.353	5	19	.263	12	14	.857	5	20	25	6	3	0	2	4	1	41	13.7	24
Rubio	2	0	57	9	26	.346	2	8	.250	7	9	.778	0	9	9	11	2	0	2	3	0	27	13.5	20
Goodwin	1	1	38	2	11	.182	0	4	.000	4	5	.800	1	4	5	6	2	0	1	3	0	8	8.0	8
Newman	1	0	8	3	5	.600	0	1	.000	2	2	1.000	0	1	1	1	0	0	0	1	0	8	8.0	8
Okoro	4	4	125	8	22	.364	3	7	.429	8	10	.800	4	11	15	7	10	0	2	5	0	27	6.8	11
Stevens	3	0	49	6	14	.429	2	4	.500	3	5	.600	3	3	6	1	6	0	1	2	1	17	5.7	7
Windler	3	0	32	3	7	.429	2	5	.400	0	0	---	1	8	9	1	1	0	0	0	0	8	2.7	3
Wade	3	1	61	3	8	.375	1	5	.200	0	1	.000	0	7	7	5	3	0	1	1	1	7	2.3	4
Nembhard	2	0	26	1	5	.200	0	1	.000	1	2	.500	0	0	0	3	1	0	0	0	0	3	1.5	3
Pangos	2	1	27	1	8	.125	0	3	.000	0	0	---	0	2	2	7	0	0	0	1	0	2	1.0	2
Davis	2	0	8	0	0	---	0	0	---	0	2	.000	0	1	1	0	3	0	0	0	0	0	0.0	0
Fall	2	0	4	0	0	---	0	0	---	0	0	---	0	1	1	0	0	0	0	0	0	0	0.0	0
Frazier (TOT)	1	0	15	0	4	.000	0	1	.000	0	0	---	1	1	2	2	1	0	0	0	1	0	0.0	0
Valentine	1	0	2	0	1	.000	0	1	.000	0	0	---	0	0	0	0	0	0	0	1	0	0	0.0	0
CAVALIERS	4	-	960	144	331	.435	38	114	.333	69	93	.742	42	145	187	93	64	1	22	58	17	395	98.8	116
WIZARDS	4	-	960	153	337	.454	40	111	.360	48	59	.814	32	139	171	92	85	0	29	48	21	394	98.5	110

### 2022-23 SCHEDULE VS. WIZARDS

10/23/22	at Cleveland	7:00 PM
2/6/23	at Washington	7:00 PM
3/17/23	at Cleveland	7:30 PM

### 2021-22 RESULTS VS. WIZARDS

11/10/21	at Cleveland (L)	94-97
12/3/21	at Washington (W)	116-101
12/30/21	at Washington (L)	93-110
2/26/22	at Cleveland (W)	92-86

### ALL-TIME RESULTS

70-71	0-4	96-97	1-3
71-72	5-1	97-98	1-2
72-73	0-8	98-99	1-2
73-74	1-6	99-00	3-1
74-75	3-5	00-01	2-2
75-76	4-2	01-02	1-2
76-77	1-3	02-03	0-4
77-78	2-2	03-04	2-2
78-79	0-4	04-05	1-2
79-80	3-3	05-06	1-3
80-81	4-2	06-07	2-1
81-82	1-5	07-08	2-2
82-83	3-2	08-09	2-2
83-84	4-1	09-10	2-1
84-85	3-3	10-11	2-2
85-86	1-5	11-12	1-2
86-87	2-4	12-13	3-0
87-88	6-0	13-14	2-2
88-89	2-2	14-15	3-1
89-90	3-1	15-16	2-2
90-91	1-3	16-17	2-1
91-92	4-0	17-18	3-1
92-93	3-1	18-19	2-2
93-94	3-1	19-20	2-1
94-95	3-1	20-21	0-3
95-96	0-3	21-22	2-2
All-Time Record: 110-118			

### SERIES NOTES

Overall Record: 110-118	Home: 66-47	RMFH: 29-20	Road: 44-71
Current Streak: Won 1	Home Streak: Won 1	Road Streak: Lost 1	
Last Win: 2/26/22	Last Home Win: 2/26/22	Last Road Win: 12/3/21	
Last Loss: 12/30/21	Last Home Loss: 11/10/21	Last Road Loss: 12/30/21	

### SERIES HIGHLIGHTS

Cavaliers Individual Bests:		Wizards Individual Bests:	
Points: 57 - LeBron James, 11/3/17		Points: 46 - Bernard King, 12/22/90	
Rebs: 24 - Elmore Smith, 2/2/78		Rebs: 28 - Wes Unseld, 12/30/74	
Assists: 20 - Brevin Knight, 11/22/97		Assists: 18 - Williams, 1/21/85, Porter, 3/29/81	
Biggest Win: 39 points on 11/10/92 (131-92)			
Biggest Loss: 35 points on 3/29/81 (103-138)			